

ISO 9001:2015

AICTE-CII: GOLD Category Institute

NAAC-'A' Grade Institute (CGPA: 3.21)

NIRF-2022 Rank Band : 201-250



# KAKATIYA INSTITUTE OF TECHNOLOGY & SCIENCE

Opp : Yerragattu Gutta, Hasanparthy (Mandal), WARANGAL - 506 015, Telangana, INDIA.

काकतीय प्रौद्योगिकी एवं विज्ञान संस्थान, वरंगल - ५०६ ०१५ तेलंगाना, भारत

కాకతీయ సాంకేతిక విజ్ఞాన శాస్త్ర విద్యాలయం, వరంగల్ - ५०६ ०१५ తెలంగాణ, భారతదేశము

(An Autonomous Institute under Kakatiya University, Warangal)

(Approved by AICTE, New Delhi; Recognised by UGC under 2(f) & 12(B); Sponsored by EKASILA EDUCATION SOCIETY)

website: [www.kitsw.ac.in](http://www.kitsw.ac.in)

E-mail: [principal@kitsw.ac.in](mailto:principal@kitsw.ac.in)

☎ : +91 9392055211, +91 7382564888

## B.TECH. - COMPUTER SCIENCE & ENGINEERING (INTERNET OF THINGS) CSO

### RULES & REGULATIONS FOR UNDERGRADUATE PROGRAMME B.TECH. 4-YEAR DEGREE PROGRAMME (URR-18R22)

*(Applicable from the Academic Year 2022 - 23)*

Choice Based Credit System (CBCS)

**SYLLABI (I to VIII Semesters)**



ISO 9001:2015

AICTE-CII: GOLD Category Institute

NAAC-'A' Grade Institute (CGPA: 3.21)

NIRF-2022 Rank Band : 201-250



Estd: 1980  
**KITSW**

**KAKATIYA INSTITUTE OF TECHNOLOGY & SCIENCE**

Opp : Yerragattu Gutta, Hasanparthy (Mandal), WARANGAL - 506 015, Telangana, INDIA.

కాకతీయ ప్రేఢొగికి ం విజ్ఞాన సంస్థాన, వరంగల - 506 015 తెలంగానా, భారత

కాకతీయ సాంకేతిక విజ్ఞాన శాస్త్ర విద్యాలయం, వరంగల్ - 506 015 తెలంగాణ, భారతదేశం

(An Autonomous Institute under Kakatiya University, Warangal)

(Approved by AICTE, New Delhi; Recognised by UGC under 2(f) & 12(B); Sponsored by EKASILA EDUCATION SOCIETY)

website: [www.kitsw.ac.in](http://www.kitsw.ac.in)

E-mail: [principal@kitsw.ac.in](mailto:principal@kitsw.ac.in)

☎ : +91 9392055211, +91 7382564888

• **B.Tech.** •

## **COMPUTER SCIENCE AND ENGINEERING (Internet of Things) CSO**

### **Rules & Regulations for undergraduate Programme B.Tech. 4-Year Degree Programme (URR-18R22) (Applicable from the Academic Year 2022-23)**

**SYLLABI (I to VIII SEMESTERS)**



Estd: 1980  
**KITSW**

## KAKATIYA INSTITUTE OF TECHNOLOGY & SCIENCE

Opp : Yerragattu Gutta, Hasanparthy (Mandal), WARANGAL - 506 015, Telangana, INDIA.

కాకతీయ ప్రేచ్ఛాగిక్కి ంవ విజ్ఞాన సంస్థాన, వరంగల్ - ౪౦౬ ౦౧౪ తేలంగానా, భారత

కాకతీయ సాంకేతిక విజ్ఞాన శాస్త్ర విద్యాలయం, వరంగల్ - ౫౦౬ ౦౧౫ తెలంగాణ, భారతదేశం

(An Autonomous Institute under Kakatiya University, Warangal)

(Approved by AICTE, New Delhi; Recognised by UGC under 2(f) & 12(B); Sponsored by EKASILA EDUCATION SOCIETY)

### VISION OF THE INSTITUTE

- *To make our students technologically superior and ethically strong by providing quality education with the help of our dedicated faculty and staff and thus improve the quality of human life*

### MISSION OF THE INSTITUTE

- *To provide latest technical knowledge, analytical and practical skills, managerial competence and interactive abilities to students, so that their employability is enhanced*
- *To provide a strong human resource base for catering to the changing needs of the Industry and Commerce*
- *To inculcate a sense of brotherhood and national integrity*

## DEPARTMENT OF COMPUTER SCIENCE AND ENGINEERING (NETWORKS) (Internet of Things)

### VISION OF THE DEPARTMENT

- *Attaining centre of excellence status in various fields of Computer Science and Engineering by offering worthwhile education, training and research to improve quality of software services for ever growing needs of the industry and society.*

### MISSION OF THE DEPARTMENT

- *Practice qualitative approach and standards to provide students better understanding and profound knowledge in the fundamentals and concepts of computer science with its allied disciplines.*
- *Motivate students in continuous learning to enhance their technical, communicational, and managerial skills to make them competent and cope with the latest trends, technologies, and improvements in computer science to have a successful career with professional ethics.*
- *Involve students in analyze, design and experimenting with contemporary research problems in computer science to impact socio-economic, political and environmental aspects of the globe.*

<b>PROGRAM EDUCATIONAL OBJECTIVES (PEOs)</b>	
<b>UG - COMPUTER SCIENCE &amp; ENGINEERING - IoT</b>	
<b>PROGRAM EDUCATIONAL OBJECTIVES (PEOs)</b>	<i>Within first few years after graduation, the <b>COMPUTER SCIENCE AND ENGINEERING (IoT)</b> graduates will be able to ...</i>
<b>PEO1: Technical Expertise</b>	<i>Apply the fundamental knowledge of the core courses of computer science and Internet of Things (IoT) for developing the effective software and smart applications.</i>
<b>PEO2: Successful Career</b>	<i>Excel in profession, higher education and entrepreneurship with updated technologies in software, internet of things and industrial based domains.</i>
<b>PEO3: Soft Skills and Life Long Learning</b>	<i>Exhibit professional ethics, effective communication, and team work in solving engineering problems by adapting contemporary research towards sustainable development of society.</i>

<b>PROGRAM OUTCOMES (POs) &amp; PROGRAM SPECIFIC OUTCOMES (PSOs)</b>	
<b>UG - COMPUTER SCIENCE &amp; ENGINEERING - IoT</b>	
<b>PROGRAM OUTCOMES (POs)</b>	<i>At the time of graduation, the <b>COMPUTER SCIENCE AND ENGINEERING (IoT)</b> graduates will be able to ...</i>
<b>PO1: Engineering knowledge</b>	<i>apply the knowledge of mathematics, science, engineering fundamentals, and an engineering specialization to the solution of complex engineering problems</i>
<b>PO2: Problem analysis</b>	<i>identify, formulate, review research literature, and analyze complex engineering problems reaching substantiated conclusions using first principles of mathematics, natural sciences, and engineering sciences</i>
<b>PO3: Design development of solutions</b>	<i>design solutions for complex engineering problems and design system components or processes that meet the specified needs with appropriate consideration for the public health and safety, and the cultural, societal, and environmental Considerations</i>
<b>PO4: Conduct investigations of complex problems</b>	<i>use research-based knowledge and research methods including design of experiments, analysis and interpretation of data, and synthesis of the information to provide valid conclusions</i>
<b>PO5: Modern tool usage</b>	<i>create, select, and apply appropriate techniques, resources, and modern engineering and IT tools including prediction and modeling to complex engineering activities with an understanding of the limitations</i>

<b>PO6: The engineer and society</b>	<i>apply reasoning informed by the contextual knowledge to assess societal, health, safety, legal and cultural issues and the consequent responsibilities relevant to the professional engineering practice</i>
<b>PO7: Environment and sustainability</b>	<i>understand the impact of the professional engineering solutions in societal and environmental contexts, demonstrate the knowledge of, and need for sustainable development</i>
<b>PO8: Ethics</b>	<i>apply ethical principles and commit to professional ethics, responsibilities, and norms of the engineering practice</i>
<b>PO9: Individual and team work</b>	<i>function effectively as an individual, and as a member or leader in diverse teams, and in multidisciplinary settings</i>
<b>PO10: Communication</b>	<i>communicate effectively on complex engineering activities with the engineering community and with society at large, such as, being able to comprehend and write effective reports and design documentation, make effective presentations, and give and receive clear instructions</i>
<b>PO11 Project management and finance</b>	<i>demonstrate knowledge and understanding of the engineering and management principles and apply these to one's own work, as a member and leader in a team, to manage projects and in multidisciplinary environments</i>
<b>PO12: Life-long learning</b>	<i>recognize the need for, and have the preparation and ability to engage in independent and life-long learning in the broadest context of technological change</i>

<b>PROGRAM SPECIFIC OUTCOMES (PSOs):</b>	
<b>PSO1: Software Development and Quality assurance</b>	<i>Apply the fundamental knowledge of computer science and engineering in developing effective software for real world complex engineering problems by adapting advanced technologies.</i>
<b>PSO2: Maintenance</b>	<i>Design and configure various internet of things based smart applications using contemporary hardware and software tools.</i>
<b>PSO3: Immediate professional practice</b>	<i>Design and implement industrial IoT based solutions for improving operational efficiency by investigating existing industrial environment</i>





**DEPARTMENT OF COMPUTER SCIENCE AND ENGINEERING (INTERNET OF THINGS)**  
**KAKATIYA INSTITUTE OF TECHNOLOGY & SCIENCE:: WARANGAL - 15**  
*(An Autonomous Institute under Kakatiya University, Warangal)*  
**SCHEME OF INSTRUCTION & EVALUATION (Applicable from B21 batch)**  
**I-SEMESTER OF 4-YEAR B.TECH DEGREE PROGRAM**

URR-18R22

[5Th+4P+2MC]

Sl. No	Category	Course Code	Course Title	Periods/week			Credits			Evaluation scheme			
				L	T	P	C	C	TA	CIE		ESE	Total Marks
										MSE	Total		
1	BSC	U18MH101	Engineering Mathematics - I	3	1	-	4	10	30	40	60	100	
2	ESC	U18CS102	Programming for Problem Solving using C	3	-	-	3	10	30	40	60	100	
3	BSC	U18PH103	Engineering Physics	3	1	-	4	10	30	40	60	100	
4	HSMC	U18MH104	English for Communication	2	-	2	3	10	30	40	60	100	
5	ESC	U18EE105	Basic Electrical Engineering	3	1	-	4	10	30	40	60	100	
6	ESC	U18EE106	Basic Electrical Engineering Laboratory	-	-	2	1	40	-	40	60	100	
7	ESC	U18CS107	Programming for Problem Solving using C Laboratory	-	-	2	1	40	-	40	60	100	
8	BSC	U18PH108	Engineering Physics Laboratory	-	-	2	1	40	-	40	60	100	
9	ESC	U18ME109	Workshop Practice	-	-	2	1	40	-	40	60	100	
10	MC	U18EA110	EAA *: Sports/Yoga/NSS	-	-	2	-	100	-	100	-	100	
11	MC	U18MH111	Universal Human Value-I (Induction Programme)	-	-	-	-	-	-	-	-	-	
<b>Total:</b>				14	3	12	22	310	150	460	480	1000	

[L= Lecture, T = Tutorials, P = Practical & C = Credits]      EAA: Extra Academic Activity      \* indicates mandatory non-credit course

Total Contact Periods/Week : 29      Total Credits : 22      Stream-I: ME, CSE, IT, CSN,CSO      Stream-II: CE, EIE, EEE, ECE, ECI,CSM





DEPARTMENT OF COMPUTER SCIENCE AND ENGINEERING (INTERNET OF THINGS)  
KAKATIYA INSTITUTE OF TECHNOLOGY & SCIENCE:: WARANGAL - 15  
(An Autonomous Institute under Kakatiya University, Warangal)

URR-18R22

SCHEME OF INSTRUCTION & EVALUATION (Applicable from B21 batch)  
II-SEMESTER OF 4-YEAR B.TECH DEGREE PROGRAM

[5Th+2P+2MC]

Sl. No	Category	Course Code	Course Title	Periods/week				Credits	Evaluation scheme			
				L	T	P	C		CIE		ESE	Total Marks
									TA	MSE		
1	BSC	U18MH201	Engineering Mathematics - II	3	1	-	4	10	30	40	60	100
2	ESC	U18CS202R1	Data Structures through C	3	-	-	3	10	30	40	60	100
3	BSC	U18CH203	Engineering Chemistry	3	1	-	4	10	30	40	60	100
4	ESC	U18ME204	Engineering Drawing	2	-	4	4	10	30	40	60	100
5	ESC	U18CE205	Engineering Mechanics	3	1	-	4	10	30	40	60	100
6	ESC	U18CS207RR1	Data Structures through C Laboratory	-	-	2	1	40	-	40	60	100
7	BSC	U18CH208	Engineering Chemistry Laboratory	-	-	2	1	40	-	40	60	100
8	MC	U18CH209	Environmental Studies*	2	-	-	-	10	30	40	60	100
9	MC	U18EA210	EAA : Sports/Yoga/NSS*	-	-	2	-	100	-	100	-	100
<b>Total:</b>				<b>16</b>	<b>3</b>	<b>10</b>	<b>21</b>	<b>240</b>	<b>180</b>	<b>420</b>	<b>480</b>	<b>900</b>

[L= Lecture, T = Tutorials, P = Practical & C = Credits] EAA: Extra Academic Activity \* indicates mandatory non-credit course

Total Contact Periods/Week : 29 Total Credits : 21 Stream-I: ME, CSE, IT, CSN, CSO Stream-II: CE, EIE, EEE, ECE, ECI, CSM

**Internships:** All students should plan for mandatory 6-8 weeks internship, from end of II semester to commencement of VII semester at industry/R&D organizations/industries of national importance (IITs/IIITs/NITs). As part of Internship Evaluation in VII Semester, students are expected to submit a well-documented internship report and give an informative PPT presentation in VII semester



DEPARTMENT OF COMPUTER SCIENCE AND ENGINEERING (INTERNET OF THINGS)  
 KAKATIYA INSTITUTE OF TECHNOLOGY & SCIENCE:: WARANGAL - 15  
 (An Autonomous Institute under Kakatiya University, Warangal)

URR-18R22

SCHEME OF INSTRUCTION & EVALUATION (Applicable from B21 batch)  
 III-SEMESTER OF 4-YEAR B.TECH DEGREE PROGRAM - CSE (IoT)

[6Th+3P+1MC]

S.No	Category	Course Code	Course Title	Periods/week			Credits	Evaluation scheme					
				L	T	P		C	CIE			ESE	Total Marks
									TA	MSE	Total		
1	BSC	U18MH301	Engineering Mathematics - III	3	1	-	4	10	30	40	60	100	
2	HSMC	U18MH302	Professional English	-	-	2	1	100	-	100	-	100	
3	PCC	U18IN303	Object Oriented Programming through JAVA	3	-	-	3	10	30	40	60	100	
4	PCC	U18IN304	Fundamentals of Internet of Things	3	-	-	3	10	30	40	60	100	
5	PCC	U18IN306R22	Advanced Data Structures	3	-	-	3	10	30	40	60	100	
6	PCC	U18IN306	Computer Networks	3	-	-	3	10	30	40	60	100	
7	PCC	U18IN310	Object Oriented Programming through JAVA Laboratory	-	-	2	1	40	-	40	60	100	
8	PCC	U18IN311R22	Advanced Data Structures Laboratory	-	-	2	1	40	-	40	60	100	
9	PCC	U18IN312	Fundamentals of Internet of Things Laboratory	-	-	2	1	40	-	40	60	100	
10	MC	U18MH315	Essence of Indian Traditional Knowledge	2	-	-	-	10	30	40	60	100	
Total:				17	1	8	20	280	180	460	540	1000	

[L= Lecture, T = Tutorials, P = Practical & C = Credits] Stream-I: ME, CSE, IT, CSN, CSO Stream-II: CE, EIE, EEE, ECE, ECI, CSM

Total Contact Periods/Week : 26

Total Credits: 20

**MOOCs:** Students are encouraged to do Massive Open Online Courses (MOOCs) on SWAYAM platform( <https://www.swayam.gov.in>) offered by NPTEL, CEC, IIM-B, IGNOU. Students shall contact the Head of the Department (HoD) to get their interested MOOCs approved by the HoD/Dean Academic Affairs for proper transfer of the credits for the MOOCs



**DEPARTMENT OF COMPUTER SCIENCE AND ENGINEERING (INTERNET OF THINGS)**  
**KAKATIYA INSTITUTE OF TECHNOLOGY & SCIENCE:: WARANGAL - 15**  
*(An Autonomous Institute under Kakatiya University, Warangal)*  
**SCHEME OF INSTRUCTION & EVALUATION (Applicable from B21 batch)**  
**IV-SEMESTER OF 4-YEAR B.TECH DEGREE PROGRAM - CSE (IoT)**

URR-18R22

[7Th+2P+1MC]

Sl. No	Category	Course Code	Course Title	Periods/week			Credits	Evaluation scheme				Total Marks
				L	T	P		CIE			ESE	
								TA	MSE	Total		
1	OE	U18OE401	Open Elective-II	3	1	-	4	10	30	40	60	100
2	HSMC	U18TP402	Soft and Inter Personal Skills	-	-	2	1	100	-	100	-	100
3	OE	U18OE403	Open Elective-I	3	-	-	3	10	30	40	60	100
4	PCC	U18IN404	Theory of Computation	3	-	-	3	10	30	40	60	100
5	PCC	U18IN405	IoT Architecture and Protocols	3	-	-	3	10	30	40	60	100
6	PCC	U18IN406	Python Programming for IoT	3	-	-	3	10	30	40	60	100
7	PCC	U18IN407R22	Computer Organization and Architecture	3	-	-	3	10	30	40	60	100
8	PCC	U18IN408	Python Programming for IoT Laboratory	-	-	2	1	40	-	40	60	100
9	OE	U18OE411	Open Elective-I Laboratory	-	-	2	1	40	-	40	60	100
<b>Total:</b>				<b>15</b>	<b>3</b>	<b>6</b>	<b>22</b>	<b>280</b>	<b>180</b>	<b>460</b>	<b>540</b>	<b>1000</b>
10	MC	U18CH416	Environmental Studies*	2	-	-	-	10	30	40	60	100

[L= Lecture, T = Tutorials, P = Practical & C = Credits]      Total Contact Periods/Week = 27      Total Credits: 22

<b>Open Elective-I:</b> U18OE403A: Object Oriented Programming (CSE) U18OE403B: Fluid Mechanics & Hydraulic Machines (CE) U18OE403C: Mechatronics (ME) U18OE403D: Web Programming (IT) U18OE403E: Microprocessors (ECE) U18OE403F: Strength of Materials (ME)	<b>Open Elective-II:</b> U18OE401A: Applicable Mathematics (MH) U18OE401B: Basic Electronics Engineering (ECE) U18OE401C: Elements of Mechanical Engineering (ME) U18OE401D: Measurements & Instrumentation (EIE) U18OE401E: Fundamentals of Computer Networks(CSN) U18OE401F: Renewable Energy Sources (EEE)	<b>Open Elective-I based Lab:</b> U18OE411A: Object Oriented Programming Lab (CSE) U18OE411B: Fluid Mechanics & Hydraulic Machines Lab (CE) U18OE411C: Mechatronics Lab (ME) U18OE411D: Web Programming Lab (IT) U18OE411E: Microprocessors Lab (ECE) U18OE411F: Strength of Materials Lab (CE)
---	---	---



**URR-18R22**

DEPARTMENT OF COMPUTER SCIENCE AND ENGINEERING (INTERNET OF THINGS)  
 KAKATIYA INSTITUTE OF TECHNOLOGY & SCIENCE: WARANGAL - 15  
 (An Autonomous Institute under Kakatiya University, Warangal)

SCHEME OF INSTRUCTION & EVALUATION (Applicable from B21 batch)  
 V- SEMESTER OF 4-YEAR B.TECH DEGREE PROGRAM - CSE (IoT)

[6Th+3P+Seminar]

Sl. No	Category	Course Code	Course Title	Periods/week			Credits	Evaluation scheme				
				L	T	P		CIE			ESE	Total Marks
								TA	MSE	Total		
1	HSMC	U18TP501	Quantitative Aptitude & Logical Reasoning	2	-	-	1	10	30	40	60	100
2	PE	U18IN502	Professional Elective - I/ MOOC-I	3	-	-	3	10	30	40	60	100
3	PCC	U18IN503	IoT with Cloud Computing	3	-	-	3	10	30	40	60	100
4	PCC	U18IN504R22	Software Engineering	3	-	-	3	10	30	40	60	100
5	PCC	U18IN505	Compiler Design	3	-	-	3	10	30	40	60	100
6	PCC	U18IN506	Database Management Systems	3	1	-	4	10	30	40	60	100
7	PCC	U18IN507R22	Advanced Java Laboratory	-	-	2	1	40	-	40	60	100
8	PCC	U18IN508	IoT with Cloud Computing Laboratory	-	-	2	1	40	-	40	60	100
9	PCC	U18IN509	Database Management Systems Laboratory	-	-	2	1	40	-	40	60	100
10	PROJ	U18IN510	Seminar	-	-	2	1	100	-	100	-	100
<b>Total:</b>				<b>17</b>	<b>1</b>	<b>8</b>	<b>21</b>	<b>280</b>	<b>180</b>	<b>460</b>	<b>540</b>	<b>1000</b>
<b>Additional Learning*:</b> Maximum credits allowed for Honours/Minor				-	-	-	7	-	-	-	-	-
<b>Total credits for Honours/Minor students:</b>				-	-	-	21+7	-	-	-	-	-

\* List of courses for additional learning through MOOCs towards Honours/Minor in Engineering shall be prescribed by the department under Honours/ Minor Curricula

[L= Lecture, T = Tutorials, P = Practical & C = Credits]

Total Contact Periods/Week :26

Total Credits :21

Professional Elective-I/ MOOCs-I:U18IN502A: Operating System  
 U18IN502B: Digital Image Processing  
 U18IN502C: Data Mining and Data Warehousing  
 U18IN502M: MOOCs course



DEPARTMENT OF COMPUTER SCIENCE AND ENGINEERING (INTERNET OF THINGS)  
 KAKATIYA INSTITUTE OF TECHNOLOGY & SCIENCE:: WARANGAL - 15  
 (An Autonomous Institute under Kakatiya University, Warangal)

URR-18R22

SCHEME OF INSTRUCTION & EVALUATION (Applicable from B21 batch)  
 VI- SEMESTER OF 4-YEAR B.TECH DEGREE PROGRAM - CSE (IoT)

[6Th+3P+1MC+Miniproject]

Sl. No	Category	Course Code	Course Title	Periods/week				Credits		Evaluation scheme			
				L	T	P	C	C	CIE			Total Marks	
									TA	MSE	Total		ESE
1	MC	U18MH601	Universal Human Values-II	2	1	-	-	-	10	30	40	60	100
2	OE	U18OE602	Open Elective - III	3	-	-	3	3	10	30	40	60	100
3	PE	U18IN603	Professional Elective - II / MOOC-II	3	-	-	3	3	10	30	40	60	100
4	PCC	U18IN604	Design and Analysis of Algorithms	3	-	-	3	3	10	30	40	60	100
5	PCC	U18IN605	Artificial Intelligence for IoT	3	1	-	4	4	10	30	40	60	100
6	PCC	U18IN606	Industrial IoT	3	-	-	3	3	10	30	40	60	100
7	PCC	U18IN607R22	Design and Analysis of Algorithms Laboratory	-	-	2	1	1	40	-	40	60	100
8	PCC	U18IN608	Artificial Intelligence for IoT Laboratory	-	-	2	1	1	40	-	40	60	100
9	PCC	U18IN609	Industrial IoT Laboratory	-	-	2	1	1	40	-	40	60	100
10	PROJ	U18IN610	Mini Project	-	-	2	1	1	100	-	100	-	100
<b>Total:</b>				<b>17</b>	<b>1</b>	<b>8</b>	<b>20</b>	<b>20</b>	<b>280</b>	<b>180</b>	<b>460</b>	<b>540</b>	<b>1000</b>
<b>Additional Learning*:</b> Maximum credits allowed for Honours/Minor				<b>Total credits for Honours/Minor students:</b>									
				<b>Total credits for Honours/Minor students:</b>									

\* List of courses for additional learning through MOOCs towards Honours/Minor in Engineering shall be prescribed by the department under Honours/ Minor Curricula

[L= Lecture, T = Tutorials, P = Practical & C = Credits] Total Contact Periods/Week: 26 Total Credits: 20

<b>Open Elective-III:</b> U18OE602A: Disaster Management U18OE602B: Project Management U18OE602C: Professional Ethics in Engineering U18OE602D: Rural Technology and Community Development	<b>Professional Elective-II / MOOC-II:</b> U18IN603AR22: Digital Electronics U18IN603B: Mobile Computing U18IN603C: Sensor Technology U18IN603M: MOOCs Course
--	---



DEPARTMENT OF COMPUTER SCIENCE AND ENGINEERING (INTERNET OF THINGS)  
KAKATIYA INSTITUTE OF TECHNOLOGY & SCIENCE:: WARANGAL - 15  
(An Autonomous Institute under Kakatiya University, Warangal)

SCHEME OF INSTRUCTION & EVALUATION (Applicable from B21 batch)  
VII - SEMESTER OF 4-YEAR B.TECH DEGREE PROGRAM - CSE (IoT)

URR-18R22

[4Th+2P+ MP-I+ internship]

Sl. No	Category	Course Code	Course Title	Periods/week			Credits	Evaluation scheme				
				L	T	P		TA	CIE		ESE	Total Marks
									MSE	Total		
1	HSMC	U18MH701	Management, Economics and Accountancy	3	-	-	3	10	30	40	60	100
2	PE	U18IN702	Professional Elective - III/ MOOC-III	3	-	-	3	10	30	40	60	100
3	PE	U18IN703	Professional Elective - IV / MOOC-IV	3	-	-	3	10	30	40	60	100
4	PCC	U18IN704	Privacy and Security in IoT	3	1	-	4	10	30	40	60	100
5	PCC	U18IN705	IoT Testing Tools Laboratory	-	-	2	1	40	-	40	60	100
6	PCC	U18IN706	Mobile Application Development Laboratory	-	-	2	1	40	-	40	60	100
7	PROJ	U18IN707	Major Project - Phase - I	-	-	6	3	100	-	100	-	100
8	MC	U18IN708	Internship Evaluation	-	-	2	-	-	-	-	-	-
<b>Total:</b>				12	1	12	18	220	120	340	360	700
<b>Additional Learning*:</b> Maximum credits allowed for Honours/Minor				<b>Total credits for Honours/Minor students: 18+7</b>								

\* List of courses for additional learning through MOOCs towards Honours/Minor in Engineering shall be prescribed by the department under Honours/Minor Curricula

[L= Lecture, T = Tutorials, P = Practical & C = Credits] Total Contact Periods/Week: 25 Total Credits: 18

<b>Professional Elective-III / MOOC-III:</b> U18IN702A: Cyber Physical Systems U18IN702B: Big Data Analytics U18IN702C: RFID and Microcontrollers U18IN702M: MOOCs course	<b>Professional Elective-IV / MOOC-IV:</b> U18IN703A: Embedded System Design U18IN703B: Augmented Reality and Virtual Reality U18IN703C: Narrowband IoT U18IN703M: MOOCs course
---	---



**DEPARTMENT OF COMPUTER SCIENCE AND ENGINEERING (INTERNET OF THINGS)**  
**KAKATIYA INSTITUTE OF TECHNOLOGY & SCIENCE:: WARANGAL - 15**  
*(An Autonomous Institute under Kakatiya University, Warangal)*

SCHEME OF INSTRUCTION & EVALUATION (Applicable from B21 batch)

**VIII - SEMESTER OF 4-YEAR B.TECH DEGREE PROGRAM - CSE (IoT)**

[3Th+ 1MP-III]

URR-18R22

Sl. No	Category	Course Code	Course Title	Periods/week			Credits	Evaluation scheme				
				L	T	P		CIE		ESE	Total Marks	
								TA	MSE			Total
1	PE	U18IN801	Professional Elective - V / MOOC-V	3	-	-	3	10	30	40	60	100
2	PE	U18IN802	Professional Elective - VI / MOOC-VI	3	-	-	3	10	30	40	60	100
3	OE	U18OE803	Open Elective - IV / MOOC-VII	3	-	-	3	10	30	40	60	100
4	PROJ	U18IN804	Major Project - Phase - II	-	-	14	7	60	-	60	40	100
<b>Total</b>				<b>9</b>	<b>-</b>	<b>14</b>	<b>16</b>	<b>90</b>	<b>90</b>	<b>180</b>	<b>220</b>	<b>400</b>
<i>Additional Learning*:Maximum credits allowed for Honours/Minor</i>							7					-
<i>Total credits for Honours/Minor students:</i>							<b>16+7</b>					-

\* List of courses for additional learning through MOOCs towards Honours/Minor in Engineering shall be prescribed by the department under Honours/ Minor Curricula

[L= Lecture, T = Tutorials, P = Practical & C = Credits]      Total Contact Periods/Week: 23      Total Credits: 16

<b>Professional Elective-V / MOOC-V:</b> U18IN801A: Software Defined Networks U18IN801B: Smart Grid U18IN801C: Introduction to Robotics Systems U18IN801M: MOOCs course	<b>Professional Elective-VI / MOOC-VI:</b> U18IN802A: Fog and Edge Computing U18IN802B: Internet of Medical Things U18IN802C: Block Chain Technology U18IN802M: MOOCs course	<b>Open Elective-IV/MOOCs-VII:</b> U18OE803A: Operations Research U18OE803B: Management Information Systems U18OE803C: Entrepreneurship Development U18OE803D: Forex & Foreign Trade U18OE803M: MOOCs Course
---	--	---



## KAKATIYA INSTITUTE OF TECHNOLOGY & SCIENCE

Opp : Yerragattu Gutta, Hasanparthy (Mandal), WARANGAL - 506 015, Telangana, INDIA.

काकतीय प्रौद्योगिकी एवं विज्ञान संस्थान, वरंगल - ५०६ ०१५ तेलंगाना, भारत

కాకతీయ సాంకేతిక విజ్ఞాన శాస్త్ర విద్యాలయం, వరంగల్ - ౫౦౬ ౦౧౫ తెలంగాణ, భారతదేశము

(An Autonomous Institute under Kakatiya University, Warangal)

(Approved by AICTE, New Delhi; Recognised by UGC under 2(f) & 12(B); Sponsored by EKASILA EDUCATION SOCIETY)

### RULES AND REGULATIONS FOR UNDERGRADUATE PROGRAMME B.TECH 4-YEAR DEGREE PROGRAMME (URR-18)

#### CHOICE BASED CREDIT SYSTEM (CBCS)

(Applicable from the academic year 2018-19)

#### 1. INTRODUCTION

- 1.1 Kakatiya Institute of Technology & Science, Warangal (KITSW) is a UGC autonomous institute under Kakatiya University (KU) Warangal. The institute offers 4 year (8 semesters) Bachelor of Technology (B.Tech) degree programme, under Choice Based Credit System (CBCS) with effect from the academic year (A.Y) 2018-19.
- 1.2 The provisions contained in these regulations given the conditions for imparting course of instructions, conducting examinations and evaluation of students' performance leading to B.Tech. 4-year degree programme to be offered by the Kakatiya Institute of Technology & Science, Warangal and awarded by Kakatiya University, Warangal.
- 1.3 These regulations shall be called the *Kakatiya Institute of Technology & Science, Warangal (KITSW) regulations for the award of B.Tech 4-year degree programme by Kakatiya University, Warangal.*
- 1.4 They shall come into effect from the date of getting approval from the Academic Council of the Kakatiya Institute of Technology & Science, Warangal
- 1.5 They shall be applicable for all students enrolling for B.Tech 4-year degree programme at the Kakatiya Institute of Technology & Science, Warangal from the academic year 2018-19.

#### 2. DEFINITIONS

- 2.1 "**B.Tech.**" means Bachelor of Technology, an Under Graduate Degree awarded from the Kakatiya University, Warangal
- 2.2 "**University**" means Kakatiya University, Warangal
- 2.3 "**Institute**" means Kakatiya Institute of Technology & Science, Warangal
- 2.4 "**UGC**" means University Grants Commission, New Delhi
- 2.5 "**AICTE**" means All India Council for Technical Education, New Delhi
- 2.6 "**MHRD**" means Ministry of Human Resource & Development, Govt. of India, New Delhi
- 2.7 "**TSCHE**" means Telangana State Council for Higher Education, Govt. of Telangana, Hyderabad
- 2.8 "**GB**" means Governing Body of the Institute
- 2.9 "**AC**" means Administrative Committee of the Institute
- 2.10 "**FC**" means Finance Committee of the Institute
- 2.11 "**Academic Council**" means Academic Council of the Institute
- 2.12 "**Principal**" means Principal of the Institute
- 2.13 "**Dean**" means Dean of specific affairs of the Institute
- 2.14 "**HoD**" means Head of the Department of specific programme offered by the Institute
- 2.15 "**BoS**" means Board of Studies in the engineering of a specific programme offered by the Institute
- 2.16 "**CoE**" means Controller of Examinations of the Institute.

#### 3. UNDER GRADUATE PROGRAMMES

- 3.1 The Institute shall offer the following Under Graduate Programmes under CBCS:
  1. B.Tech Civil Engineering (CE)
  2. B.Tech Mechanical Engineering (ME)
  3. B.Tech Electronics & Instrumentation Engineering (EIE)
  4. B.Tech Electrical & Electronics Engineering (EEE)
  5. B.Tech Computer Science & Engineering (CSE)



6. B.Tech Information Technology (IT)
  7. B.Tech Electronics & Communication Engineering (ECE)
  8. B.Tech Computer Science & Engineering (Networks) (CSN)
  9. B.Tech Electronics Communication & Instrumentation Engineering (ECI)
  10. B.Tech Computer Science & Engineering (Artificial Intelligence & Machine Learning)
  11. B.Tech Computer Science & Engineering (IoT)
- 3.2 The provisions of these regulations shall also be applicable to any new undergraduate programmes that are introduced from time to time with approval from appropriate bodies such as MHRD / AICTE / UGC, etc.
- 4. ADMISSION**
- 4.1 a) Candidates seeking admission to 1<sup>st</sup> year of the Four Year B.Tech. degree programme shall have passed the Intermediate Examination of the Board of Intermediate Education, Telangana with Mathematics and Physical Sciences (Physics and Chemistry) as optional subjects or any other examination recognized by the University as equivalent to it.
- b) **Lateral Entry:** Candidates seeking admission directly into 2<sup>nd</sup> year of 4-year B.Tech. degree programme as “**Lateral Entry**” student shall have passed 3 year full time Diploma (after 10<sup>th</sup> Std) offered by State Board of Technical Education and Training, Telangana or any other examination recognized by the University as its equivalent.
- 4.2 The Admissions shall be made in accordance with the guidelines issued by TSCHE.
- 4.3 **Change of Branch:** There is a provision for change of branch in B.Tech. III semester level only in accordance with guidelines provided by Commissioner of Technical Education, Govt. of Telangana State. Branch change shall be strictly according to the merit list prepared by the Institute from the regular students on the basis of total marks obtained by the student in I and II semester examinations put together. Only those students who have passed in all the subjects in single attempt shall be eligible to apply for change in branch, provided there is a clear vacancy in a particular branch limited to prescribed / approved intake by AICTE in the previous academic session when the students were admitted at I semester level.
- Vacancy in a particular branch**  
= Approved intake – (No. of regular students + No. of repeaters)
- 5. ACADEMIC SESSION**
- 5.1 Each academic session is divided into two semesters (odd and even), each of 16 weeks including two Mid Semester Examinations (MSE).
- a) **Odd Semester:** From June/July to October/November of academic year. However, academic session of the first semester will be decided based on counseling schedule declared by the TSCHE.
- b) **Even Semester:** From November/December to March/April of academic year.
- 5.2 The Institute shall announce the schedule for all the academic activities well before the commencement of the academic year and take all the necessary steps to follow them scrupulously.
- 5.3 The academic activities in a semester normally include registration, course work, Continuous Internal Evaluation (CIE), End Semester Examination (ESE) and declaration of results.
- 6. REGISTRATION**
- 6.1 All the students are required to register in person at the beginning of each academic year on the dates specified in the academic calendar (almanac).
- 6.2 The sole responsibility for registration rests with the student concerned.
- 6.3 Registration of students will be centrally organized by the Academic section.
- 6.4 The Registration procedure involves:
- a) Filling of the prescribed registration form
  - b) Payment of fees and clearance of outstanding dues (if any)
  - c) Signing undertakings (undertaking for regular attendance, discipline and against ragging) along with the parents
- 6.5 If for any compelling reasons like illness, etc., a student is unable to register on the announced day of registration, he/she can register within 12 working days from the beginning of the academic year on payment of an additional late fee as prescribed by the Institute.

- 6.6 **No late registration shall be permitted after 12<sup>th</sup> working day** from the scheduled date of commencement of class work for that academic year.
- 6.7 Only those students will be permitted to register who have
- cleared all institute and hostel dues of previous semesters
  - paid all required prescribed fees for the current academic year
  - not been debarred / detained from registering for a specified period on disciplinary or any other grounds
  - cleared the minimum academic requirement as detailed in Regulation No. 15

## 7. CURRICULUM

- 7.1 The Model curriculum/ Course structure as suggested by AICTE, New Delhi; CBCS and Credit Based Semester System (CBSS) as denoted by UGC, New Delhi is followed for all UG programmes.
- 7.2
- The duration of the programme leading to B.Tech degree will be 8 semesters (4 academic years)
  - However, for the lateral entry students, the duration of the program leading to B.Tech degree will be 6 semesters (3 academic years)
- 7.3 The curricula for different degree programmes as proposed by the department and recommended by the BoS shall have the approval of the Academic Council.
- 7.4 As suggested by AICTE, the courses offered for UG programme are broadly classified as: Basic Science Courses (BSC), Engineering Science Courses (ESC), Humanities and Social Sciences including Management Courses (HSMC), Professional Core Courses (PCC), Professional Elective (PE) courses, Open Elective (OE) courses, Mandatory Courses (MC) and Project (PROJ) based courses
- 7.5 The courses offered would have a **Lecture - Tutorial - Practical (L-T-P)** component to indicate contact hours. Separate laboratory (practical) course may exist (0-0-P) in certain cases as decided.
- 7.6 The academic programmes of the Institute follow the credit system.
- 7.7 Each course shall have credits(C), which reflects its weightage. The number of credits of a course in a semester shall ordinarily be calculated as under:

$$\text{Number of credits of a course, } C = L + T + (P/2)$$

where *L, T, P* represent the No. of Lecture, Tutorial and Practical hours / week

- 7.8 The students admitted for B.Tech. programme under Lateral Entry scheme have to be offered a mandatory course on "Environmental Studies" in the 4<sup>th</sup> semester of B.Tech. programme.
- 7.9 **Course Code:** Each course offered in the Undergraduate (B.Tech.) curriculum at this institute shall be listed by using a total of 8 digits, as follows:

Ex: **U18CE106**

- The first letter, to represent the Under Graduate Programme  
**Ex.** U for Undergraduate Course
- The next two numbers, to represent the year in which the syllabus is proposed / revised.  
**Ex.** 18 for the year 2018 from which syllabus is applicable for the batches admitted from academic year 2018-19
- The next two letters, to represent the concerned department offering that course.  
**Ex.** CE for Civil Engineering
- The last three numbers, to represent the course number and semester in which it is being offered.  
**Ex.** XYZ; X - Semester number ; YZ - Course number  
106 represents course number 06 offered in first semester

In general, a **course code "U18CE106"** represents an **Undergraduate Course number-06 for the batches admitted from the year 2018 offered by the Department of Civil Engineering in first semester.**

- 7.10 The syllabus of each course in the B.Tech. curriculum shall be divided into four (4) units.

## 8. ATTENDANCE

- 8.1 All the students are normally required to have 100% attendance in aggregate. However, condonation for shortage of attendance upto 25% may be granted by the principal based on recommendation of HoD concerned.

- 8.2 The condonation for shortage of attendance upto 25% (as mentioned in Regulation No. 8.1) shall be taken up only when the student takes prior permission for his absence stating fully the genuine reasons along with supporting documents to the HoD concerned.
- 8.3 Hence, students not having the mandatory requirement of minimum 75% of attendance in aggregate shall be detained and shall not be permitted to appear for the MSE-II & ESE of that semester.
- 8.4 All such students who are detained have to repeat the entire semester when it is offered, by following the due registration procedure.
- 8.5 Attendance of all courses shall be entered before the end of each working day by the faculty concerned through the College Management System (CMS) portal of the institute website. Students are advised to monitor the status of their attendance through this CMS portal.
- 9. CONDUCT AND DISCIPLINE**
- 9.1 All students shall be required to conduct themselves in a manner befitting the reputation of the institution, within and outside the premises of the Institute; and are expected to complete their studies without any break.
- 9.2 As per the order of Hon'ble Supreme Court of India, ragging in any form is strictly banned. Involvement of a student in ragging will be considered as a gross indiscipline and may lead to his / her expulsion from the Institute.
- 9.3 Detailed rules regarding the conduct and discipline (code of conduct) are made available on Institute website.
- 10. EVALUATION PROCEDURE**
- 10.1 The evaluation of students in every course of 4-year B.Tech. programme (8 semesters) and Lateral Entry students of B.Tech. programme (6 semesters), is a continuous process and is based on their performance in different examinations as mentioned below:
- a) Sessional, involving **Continuous Internal Evaluation (CIE)** conducted all through the semester which includes **Teachers Assessment (TA)** through assignments and **Mid-Semester Examinations (MSE)**
- b) Terminal, often designated as **End Semester Examination (ESE)** which includes written examination for theory courses and practical/ design/ drawing examination with built-in oral part for laboratory/ design / drawing courses.
- 10.2 A student's performance in a course (subject) shall be judged by taking into account the result of CIE and ESE together.
- 10.3 CIE and ESE shall have 40:60 weightage i.e. CIE carrying 40% weightage and ESE carrying 60% weightage.
- 10.4 **Continuous Internal Evaluation (CIE) for Theory Course:**
- 10.4.1 CIE throughout the semester shall consist of TA and MSE.
- 10.4.2 The distribution given to each component of CIE for a theory course is given below:
- | S. No.                 | Particulars                                     | Weightage  |
|------------------------|---|------------|
| 1.                     | Teacher's Assessment (TA) (Assignments)         | 10%        |
| 2.                     | Mid Semester Examination (MSE) (MSE-I & MSE-II) | 30%        |
| <b>Total Weightage</b> |   | <b>40%</b> |
- 10.4.3 **TA:**
- a) There shall be 2 Assignments and 2 Minor exams (Quiz/Slip test, etc.) for each course at regular intervals of time
- b) Minor-I shall be based on Unit-I syllabus, Minor-II shall be based on Unit-III syllabus, Assignment-I shall be based on Unit-I & Unit-II syllabi and to be submitted before MSE-I, Assignment-II shall be based on Unit-III & Unit-IV syllabi and to be submitted before MSE-II.
- c) Average of Assignment-I, Assignment-II, Minor-I and Minor-II marks shall be taken under TA
- 10.4.4 **MSE:**
- a) There shall be two mid semester examinations (MSE-I and MSE-II) of two-hour duration each.
- b) It is mandatory for the student to take both MSEs
- c) MSE evaluation shall be done as given below:  
MSE marks awarded = (70% of the best of MSE-I & MSE-II marks)  
+ (30% of the other MSE marks)

**Ex:** A student secured following marks

MSE-I marks = 10 out of 30

MSE-II marks = 20 out of 30

The MSE marks awarded will be = (70% of 20) + (30% of 10) = 14 + 3 = 17

10.4.5 The marks obtained by the students in MSE must be submitted to the Controller of Examination (CoE) by the teachers within 1 week from the date of conduct of the examination.

10.4.6 The dates for MSE and ESE will be declared by the CoE in consultation with the Dean, Academic Affairs.

**10.5 End Semester Examination (ESE) for Theory Course:**

There shall be an End Semester Examination (ESE) at the end of each semester for three hour duration for each course.

**10.6 Continuous Internal Evaluation (CIE) for Practical (Laboratory) Course:**

10.6.1 CIE for practical course shall carry 40% weightage.

10.6.2 CIE throughout the semester shall consist of the following:

Assessment	Weightage
Regular Experimentation / Job work and Viva-voce	20%
Regular submission of record	10%
Quiz / Skill test / Viva-voce at the end of semester	10%
<b>Total Weightage</b>	<b>40%</b>

**10.7 End Semester Examination (ESE) for Practical (Laboratory) Course:**

10.7.1 There shall be an ESE at the end of each semester for three hour duration for each practical course.

10.7.2 The ESE for practical course shall carry 60% weightage.

10.7.3 The marks distribution at ESE shall be as follows:

Assessment	Weightage
Procedure / Experimentation / Tabulation / Result, as applicable ...	45%
Viva-voce	15%
<b>Total Weightage</b>	<b>60%</b>

**10.8 Continuous Internal Evaluation (CIE) for Seminar & Mini Project :**

**10.8.1 Seminar:**

- d) The HoD shall constitute a *Department Seminar Evaluation Committee (DSEC)*
- e) DSEC shall allot a faculty supervisor to each student for guiding on (i) selection of topic (ii) literature survey and work to be carried out (iii) preparing a report in proper format and (iv) effective seminar presentation
- f) There shall be only continuous Internal Evaluation (CIE) for seminar
- g) The CIE for seminar is as follows:

Assessment	Weightage
Seminar Supervisor Assessment	20%
Seminar Report	30%
Seminar Paper	20%
DSEC Assessment: <i>Oral presentation with PPT and viva-voce</i>	30%
<b>Total Weightage:</b>	<b>100%</b>

**Note:** It is mandatory for the candidate to appear for oral presentation and Viva-voce to qualify for course evaluation.

- h) **Seminar Topic:** The topic should be interesting and conducive to discussion. Topics may be found by looking through recent issues of peer reviewed Journals / Technical Magazines on the topics of potential interest
- i) **Report:** Each student is required to submit a well-documented report on the chosen seminar topic as per the format specified by DSEC.
- j) **Anti-Plagiarism Check:** The seminar report should clear plagiarism check as per the Anti-Plagiarism policy of the institute.

- k) **Presentation:** Each student should prepare PPT with informative slides and make an effective oral presentation before the *DSEC* as per the schedule notified by the department
- l) The candidate has to register the Seminar as supplementary examination in the following cases:
  - (i) student is absent for oral presentation and viva-voce
  - (ii) student fails to submit the report in prescribed format
  - (iii) student fails to fulfil the requirements of seminar evaluation as per specified guidelines
- m) Supplementary examination for seminar
  - (i) The CoE shall send a list of candidates registered for supplementary to the HoD concerned
  - (ii) The *DSEC*, duly constituted by the HoD, shall conduct seminar evaluation and send the award list to the CoE within the stipulated time

#### 10.8.2 Mini Project:

- a) The HoD shall constitute a *Departmental Mini Project Evaluation Committee (DMPEC)*
- b) Every student shall take up independent Mini project on innovative ideas. However, wherever not feasible a group of 2 to 4 students shall be allowed to take up mini project. The *DMPEC* shall take a decision on number of students in a group.
- c) *DMPEC* shall allot a faculty supervisor to each student for guiding on (i) selection of topic (ii) literature survey and work to be carried out (iii) preparing a report in proper format and (iv) effective mini project oral presentation
- d) There shall be only Continuous Internal Evaluation (CIE) for mini project
- e) The CIE for mini project is as follows:

Assessment	Weightage
Mini Project Supervisor Assessment	20%
Working model / process / software package / system developed	20%
Mini Project report	20%
Mini Project paper	10%
Video pitch	10%
<i>DMPEC Assessment: Oral presentation with PPT and viva-voce</i>	20%
<b>Total Weightage:</b>	<b>100%</b>

Note: It is mandatory for the candidate to appear for oral presentation and Viva- voce to qualify for course evaluation.

- i) **Mini Project Topic:** The topic should be interesting and conducive to discussion. Topics may be found by looking through recent issues of peer reviewed Journals/ Technical Magazines on the topics of potential interest
- ii) **Working Model:** Each student is required to develop a working model/ process/ system on the chosen work and demonstrate before the *DMPEC* as per the dates specified by *DMPEC*
- iii) **Report:** Each student is required to submit a well-documented report on the chosen seminar topic as per the format specified by *DMPEC*
- iv) **Anti-Plagiarism Check:** The seminar report should clear plagiarism check as per the Anti-Plagiarism policy of the institute
- v) **Presentation:** Each student should prepare PPT with informative slides and make an effective oral presentation before the *DMPEC* as per the schedule notified by the department
- vi) **Video Pitch:** Each student should create a pitch video, which is a video presentation on his/ her mini project. Video pitch should be no longer than 5 minutes by keeping the pitch concise and to the point, which shall also include key points about his/ her business idea / plan (*if any*) and social impact
- f) The candidate has to register the Mini project as supplementary examination in the following cases:
  - (i) Student is absent for oral presentation and viva-voce
  - (ii) Student fails to submit the report in prescribed format

- (iii) Student fails to fulfill the requirements of Mini project evaluation as per specified guidelines.
- g) Supplementary examination for mini project
  - (i) The CoE shall send a list of candidates registered for supplementary to the HoD concerned
  - (ii) The *DMPEC*, duly constituted by the HoD, shall conduct Mini project evaluation and send the award list to the CoE within the stipulated time.

10.9 **Evaluation for Major Project Work:**

10.9.1 Final year major project work is a team work and represents the culmination of study towards the B. Tech degree. **Major project offers an opportunity to integrate the knowledge acquired from various courses and apply it to solve real-world complex engineering problems.** The **Student Learning Assessment Process (SLAP)** shall include good number of presentations, demonstration of work undertaken, submission of a project report, writing project paper in scientific journal style & format, preparing project poster and creating video pitch on the complete project work.

10.9.2 Activities of major project SLAP shall be planned in such a way to ensure that the students acquire the essential Knowledge, Skills and Qualities (KSQ) of a professional engineer.

10.9.3 Major project work shall be normally conducted in two stages: Major project work.

*Phase-I* in seventh semester and Major project work *Phase-II* in eighth semester. Nearly 50 - 75% of the proposed work to be completed in 7<sup>th</sup> semester as *Phase-I* and the remaining work to be continued and completed in 8<sup>th</sup> semester as *Phase-II*

10.9.4 **Major Project Phase-I:**

- a) Every student is expected to put approximately **72 hours of work** into the major project *phase-I* course over the 12 weeks of 7<sup>th</sup> semester
- b) The HoD shall constitute a *Departmental Project Evaluation Committee (DPEC)*
- c) The convener DPEC shall allot faculty supervisors to all project teams for guiding on (i) project objectives and expected deliverables (ii) plan their project work and timeline (iii) enough resources for successful project completion (iv) Knowledge, Skills and Qualities (KSQ) to be acquired to propose solutions to the identified real-world problem for the project work (v) preparing a well-documented report in proper format and (iv) effective major project oral presentation
- d) The project supervisors shall ensure students focus on the project objectives, expected deliverables and students have sufficient resources for successful project completion
- e) The project supervisors are also expected to continuously emphasize and guide the students on following project timeline, meeting cadence, activity journaling in project log book
- f) There shall be only Continuous Internal Evaluation (CIE) for Major Project *Phase-I*
- g) CIE for the Major Project *Phase-I* in seventh semester is as follows:

Major project work Phase-I Assessment (7 <sup>th</sup> semester)	Weightage
<b>A. Supervisor Assessment</b>	<b>20%</b>
<b>B. DPEC Assessment</b> (i) Registration Presentation (10%) (ii) Progress Presentation-I (20%) (iii) Project progress*: Part of working model/ process/software package/system developed (30%) (iii) Well-documented Progress Report on Phase-I work (10%) (iv) Video pitch on Phase-I (10%)	<b>80%</b>
<b>Total Weightage</b>	<b>100 %</b>

\* Students are advised to complete major part of the project in phase-I only

- g) **Working Model:** Every project team shall be required to develop a working model/ process/software package/system, on the chosen work. The progress made in this shall be demonstrated during progress presentation-I at the end of *phase-I* and the completed working model/ process/software package/system before the DPEC as per the dates specified by DPEC at the end of *phase-II*.
- h) **Progress Report on *phase-I*:** Every project team shall be required to submit a well-documented progress report on dissertation *phase-I* as per format specified by DPEC.
- i) **Video pitch on *phase-I*:** Every project team shall be required to create a pitch video, which is a video presentation on their major project work *phase-I*. It should be 3 to 5-minute-long video (no longer than 5 minutes), highlight the progress made at various stages during *phase-I* project implementation
- j) A student shall register for supplementary examination for the Major project work *phase-I* in the following cases:
  - (i) Student is absent for oral presentation and viva-voce as part of progress presentation-I
  - (ii) Project team fails to submit the progress report on *phase-I* in prescribed format
  - (iii) Project team fails to submit the video pitch on the progress made during the *phase-I* period.
  - (iv) Student fails to fulfill the requirements of major project work *phase-I* evaluation as per specified guidelines
- k) Supplementary examination for major project work *phase-I*
  - (i) The CoE shall send the list of students, registered for supplementary examination, to the HoDs concerned
  - (ii) The DPEC shall conduct major project *phase-I* supplementary exam and send the award list to the CoE within the stipulated time

#### 10.9.5 Major Project *Phase-II*:

- a) All the major project teams shall take the *phase -I* work forward and complete the remaining work as *Phase-II* in the 8<sup>th</sup> semester.
- b) Every student is expected to put approximately 168 hours of work into the major project *phase-II* course over the 12 weeks of 8<sup>th</sup> semester
- c) The project supervisors are expected to guide the students to systematically continue the *phase-I* work, useful work during inter-semester break, meeting the deadlines as proposed in project timeline
- d) The project supervisors shall ensure students focus on the project objectives and expected deliverables and ensure students have sufficient resources for successful project completion
- e) The project supervisors are also expected to continuously emphasize and guide the students on following project timeline, meeting cadence, activity journaling in project log book.
- f) The evaluation for Major Project work *Phase-II*: There shall be Continuous Internal Evaluation (CIE) and End Semester Examination (ESE). The evaluation for *phase-II* shall be as given below:

Assessment	Weightage
<b>A. CIE</b> (i) <b>Supervisor Assessment (10%)</b> (ii) <b>DPEC Assessment (50%)</b> (a) <i>Progress presentation-II (10%)</i> (b) <i>Final presentation (10%)</i> (c) <i>Working model / process / software package / system developed (20%)</i> (d) <i>Project video pitch (5%)</i> (e) <i>Project paper (5%)</i>	<b>60%</b>
<b>B. ESE</b> (i) <i>Well-documented project report (15%)</i> (ii) <i>Oral presentation with PPTs and viva-voce (15%)</i> (iii) <i>Project poster (5%)</i>	<b>40%</b>
<b>Total Weightage</b>	<b>100%</b>

- g) **Working Model:** Every project team shall be required to develop a working model/ process/software package/system, on the chosen work. The completed working model/ process/software package/system shall be demonstrated during final presentation at the end of *phase-II*.
- h) **Video pitch:** Every project team shall be required to create a pitch video, which is a video presentation on their major project work *phase-I & phase-II*. The project team shall present the produced video pitch during Final presentation
- i) **Project poster:** At the end, the project teams shall present their project in the form of posters (A2 size). The teams shall have to present their work during the poster presentation session scheduled at the end of the 8<sup>th</sup> semester, at the time of demonstration of complete prototype / working model / software package / system developed.
- j) **Well-documented plagiarism-cleared project report:** Every project team shall be required to submit a well-documented project report on the work carried out, as per the format specified by the DPEC. The report should clear plagiarism check as per the anti-plagiarism policy-2020 of the institute.
- k) A student shall register for supplementary examination for the Major project work *phase-II* in the following cases:
  - (i) Student is absent for oral presentation and viva-voce as part of ESE presentation
  - (ii) Student fails to fulfill the requirements of major project work *phase-II* evaluation as per specified guidelines
- l) Supplementary examination for major project work *phase-II*
  - (i) The CoE shall send the list of students, registered for supplementary examination, to the HoDs concerned
  - (ii) The DPEC, duly constituted by the HoD, shall conduct major project *phase-II* supplementary exam and send the award list to the CoE within the stipulated time

**10.10 Evaluation for Internship:**

- 10.10.1 The students shall undergo 6-8 weeks internship during summer/winter vacation at industry/R&D organization / Academic Institutes like IITs, IIITs & NITs.
- 10.10.2 The students preferably shall undergo internship at one organization only. In case of any difficulty, the stipulated period of internship shall be completed at different organizations with minimum of one week internship at every stage.
- 10.10.3 The internship evaluation shall be done in the VII semester of study and hence the students shall complete the prescribed period of internship before start of VII semester (from end of II semester to commencement of VII semester).
- 10.10.4 The internship evaluation shall be done by *Department Internship Evaluation Committee (DIEC)* based on the submitted report by student and oral presentation.
- 10.10.5 There shall be only Continuous Internal Evaluation (CIE) for internship evaluation.
- 10.10.6 The CIE for the Internship evaluation in VII semester shall be as below:

Internship evaluation	Weightage
<b>A. Internship Supervisor's Assessment</b> <ul style="list-style-type: none"> <li>(i) Feedback from the internship supervisor - on completion of internship assignment / work (20%)</li> <li>(ii) Feedback from the internship supervisor - on quality of work in internship assignment / work (10%)</li> <li>(iii) Feedback from the internship supervisor - internship log book (10%)</li> <li>(iv) Feedback from the internship supervisor - on attendance, punctuality and work hours (10%)</li> </ul>	50%
<b>B. DIEC Assessment</b> <ul style="list-style-type: none"> <li>(i) Internship duration (8 /6 weeks) (15% / 10%)</li> <li>(ii) Internship Report (20%)</li> <li>(iii) Oral Presentation (with PPT) and viva voce (15%)</li> </ul>	50%
<b>Total Weightage:</b>	<b>100%</b>

**Note:** It is mandatory for the student to appear for oral presentation (with PPT) and viva voce to qualify for course evaluation



- (a) **Internship Report:** Each student is required to submit a well-documented internship report (both *soft copy and softbound hard copy*) as per format specified by DIEC
- (b) A student shall register for supplementary examination for the internship evaluation in the following cases:
  - (i) absent for oral presentation and viva-voce
  - (ii) fails to submit the internship report in prescribed format
  - (iii) fails to fulfill the requirements of internship evaluation as per specified guidelines
- (c) Supplementary examination for internship evaluation
  - (i) The CoE shall send the list of students, registered for supplementary examination, to the HoDs concerned
  - (ii) The DIEC, duly constituted by the HoD, shall conduct internship evaluation supplementary exam and send the award list to the CoE within the stipulated time

#### 10.11 Evaluation of MOOCs:

- 10.11.1 a) **SWAYAM-MOOCs:** Massive Open Online Courses (MOOCs) are such online courses which are developed as per the pedagogy and made available on the SWAYAM (Study Web of Active-learning by Young and Aspiring Minds) platform of *Government of India*
- b) **SWAYAM** shall notify to all Institutions, on 1<sup>st</sup> June, 1<sup>st</sup> November every year, the list of online learning courses going to be offered in the forth coming semester.
- 10.11.2 a) The student shall be allowed to register for MOOCs courses for the designated Professional electives and Open electives mentioned in the curriculum.
- b) The student shall select a relevant MOOCs course carrying 3 credits.
- 10.11.3 The Institutional MOOCs coordinator with the help of departmental MOOCs coordinator shall guide the students throughout the course.
- 10.11.4 **Evaluation and Certification of MOOCs:**
  - a) The Principal Investigator (PI) shall be a Subject Matter Expert (SME) belonging to a reputed educational institution, called Host Institution
  - b) The host Institution and PI shall be responsible for evaluating the registered students for MOOCs course
  - c) After conduct of examination and completion of the evaluation, the PI through host institution shall award Marks/Grade as per the evaluation scheme announced.
- 10.11.5 **Credit Mobility of MOOCs:**
  - a) Institution shall allow the credit mobility for the courses earned through MOOCs.
  - b) A certificate regarding successful completion of the MOOCs courses shall be issued through host Institution and sent to the parent institution.
  - c) The parent institution shall give equivalent credit weightage to the students for the credits earned through online learning courses through SWAYAM platform in the credit plan of the programme.
- 10.11.6 In case the student is unable to complete the MOOCs course, he/she shall be allowed to select one of courses listed under respective PE/OE offered at institute/department concerned and appear for supplementary examination. In such case, the student is deemed to have passed the course, if he/she scores minimum 35% of maximum marks allotted to the course in the registered supplementary ESE only (i.e. 35 marks out of 60 in ESE).

#### 11. MINIMUM REQUIREMENT FOR PASSING A COURSE

- 11.1 **Theory Course:** A student is deemed to have passed in a theory course, if he / she secures
  - a) 35 percent of marks assigned to End Semester Examination (ESE) **and**
  - b) 35 percent of marks assigned to the Mid Semester Examination (MSE) & End Semester Examination (ESE) of the course taken together **and**
  - c) 35 percent of marks assigned to Teacher's Assessment (TA), Mid Semester Examination (MSE) and End Semester Examination (ESE) of the course taken together.
- 11.2 The marks assigned to MSE will be considered as per the Regulation no. 10.4.4

- 11.3 **Laboratory Course:** A student is deemed to have passed in a laboratory course, if he/she secures
- 35 percent of marks assigned to End Semester Examination (ESE) **and**
  - 35 percent of marks assigned to the Teacher’s Assessment (TA) and End Semester Examination (ESE) of the laboratory course taken together.

## 12. GRADING SYSTEM

- 12.1 At the end of the semester a student is awarded a letter grade in each of his / her courses taking into account the total marks secured (X) in that course  
where, X = Marks secured in CIE + Marks secured in ESE
- 12.2 For arriving at a grade obtained by a student in a particular course (subject), initially numeric marks obtained by the student out of 100 are to be determined. Once a numeric mark is obtained, the same is to be converted to a letter grade following the guidelines given in 12.3 below.
- 12.3 The Institute shall follow absolute grading system. The grades will be awarded to each course as under:

Grade	Total Marks Secured (X)
S	$X \geq 90$
A	$80 \leq X < 90$
B	$70 \leq X < 80$
C	$60 \leq X < 70$
D	$45 \leq X < 60$
P	$35 \leq X < 45$
F	$X < 35$

- 12.4 The typical grades and their numerical equivalents on 10-point scale (called Grade Points) are as follows:

Performance	Letter Grade	Grade Points (G <sub>i</sub> )
Superior	S	10
Excellent	A	9
Very Good	B	8
Good	C	7
Average	D	6
Pass	P	4
Fail	F	0

- 12.5 **F-Grade** is a Fail Grade. The course in which the student has earned F-Grade will be termed as backlog course.
- 12.6 In addition, there shall be a transitional **M-Grade**. M-Grade for “Debarred” due to indiscipline / malpractice during examination.
- 12.7 A Semester Grade Point Average (SGPA) will be computed for each semester. The SGPA will be calculated as follows:

$$SGPA = \frac{\sum_{i=1}^n C_i G_i}{\sum_{i=1}^n C_i}$$

where ‘n’ is the no. of courses (subjects) offered (excluding mandatory non-credit courses) for the semester, ‘C<sub>i</sub>’ is the credits allotted to a particular course, ‘G<sub>i</sub>’ is the grade-points carried by the letter corresponding to the grade awarded to the student for the course as illustrated in 12.4.

- 12.8 The SGPA would indicate the performance of the student in the semester to which it refers. SGPA will be rounded off to the second place of decimal and recorded as such.
- 12.9 Starting from the second semester, at the end of each semester, a Cumulative Grade Point Average (CGPA) will be computed for every student as follows:

$$CGPA = \frac{\sum_{i=1}^m C_i G_i}{\sum_{i=1}^m C_i}$$

where ‘m’ is the total number of courses (subjects) the student has been offered from the first semester onwards upto and including the present semester, ‘C<sub>i</sub>’ and ‘G<sub>i</sub>’ are as explained in 12.7.

- 12.10 The CGPA would indicate the cumulative performance of the student from the first semester up to the end of the semester to which it refers. CGPA will be rounded off to the second place of decimal and recorded as such.
- 12.11 SGPA and CGPA are calculated in consideration of only credits cleared, i.e. F-Grade credits are not included for calculation.
- 13. SUPPLEMENTARY EXAMINATIONS**
- 13.1 A student who obtained the F-Grade in a course (theory or practical) can appear in a subsequent End Semester Examination (ESE) in the same course as supplementary candidate.
- 13.2 However the marks secured in Continuous Internal Evaluation (CIE) by the student in that course during the semester study shall remain unaltered.
- 13.3 The students those who have passed in the supplementary examination will be awarded grade with ‘\*’ marked on the courses passed in the supplementary.
- 13.4 **Makeup Examination for VIII semester courses:**  
Makeup Examination for the students having backlog courses at VIII semester of 4<sup>th</sup> year B.Tech. programme shall be conducted immediately after the release of VIII semester regular examinations result.
- 14. REVALUATION**
- a) Revaluation is allowed for only theory courses.
- b) If the award of the revaluator varies from the original award by less than or equal to 20% of maximum marks prescribed for the course, the original award shall be taken as final.
- c) If the award of the revaluator varies from the original award by more than 20% of the maximum marks prescribed for the course, the answer script will be examined by the second revaluator. If the award of the both revaluators is more than 20% of the maximum marks prescribed for the course, then average of the two revaluated awards thus available shall be taken as final. Otherwise, the original award shall be taken as final.
- 15. CONDITIONS FOR PROMOTION**
- 15.1 A student shall have to satisfy the attendance requirements for the semester (as per the Regulation No. 8) for promotion to the next higher semester. In addition,
- a) for promotion to the fifth semester, a student should not have more than four backlogs in the first and second semesters taken together.
- b) for promotion to the seventh semester, a student should not have more than four backlogs in the courses of first to fourth semester taken together.
- c) the grade (marks) secured in mandatory non-credit courses will not be counted for the purpose of backlogs. However, a minimum P-Grade is compulsory in those courses for the award of the degree.
- 16. IMPROVEMENT EXAMINATION**
- 16.1 Students who wish to improve their SGPA / CGPA are permitted for SGPA / CGPA improvement only for theory courses. The student may opt to re-appear all the courses of a semester at the immediately succeeding End Semester Examination (ESE) for improving his / her grades. However, the students should clear all the courses of a particular semester in which he / she intends to take an improvement examination.
- 16.2 Further, when once the student appears for the improvement examination, he / she shall forego the grades secured in the earlier End Semester Examination (ESE) in the whole set of courses prescribed for that semester. However, the marks secured in Continuous Internal Evaluation (CIE) by the student in those courses during the semester study shall remain unaltered.
- 16.3 Students those who have re-appeared for improvement will be awarded grade with ‘\$’ marked on the courses appeared for improvement examination. ‘\$’ will state the grade improvement. Such improved grades will not be counted for the award of Prizes, Medals and Rank.
- 16.4 However, the students who register for improvement examinations and wish to drop from appearing the examinations, by written application to the CoE, before commencement of examinations, shall be permitted to retain their earlier grades.

## 17. GRADUATION REQUIREMENT

17.1 A student shall be declared to be eligible for award of the B.Tech. degree, if he / she has registered and completed all the courses with a minimum P-grade scored in every course and secured a total of stipulated 160 credits.

17.2 Normally a student should complete all the requirements consecutively in 8 semesters (4 academic years) for the award of B.Tech. degree. However, the students who fail to fulfill all the requirements for the award of B.Tech. degree within a period of 16 consecutive semesters (8 academic years from the registration in 1<sup>st</sup> semester) shall forfeit his / her enrolment to the program.

17.3 The students admitted in the lateral entry scheme should complete all the requirements consecutively in 6 semesters (3 academic years) for award of B.Tech. degree. However, the students who fail to fulfill all the requirements for the award of B.Tech. degree within a period of 12 consecutive semesters (6 academic years from the registration in 3<sup>rd</sup> semester) shall forfeit his / her enrolment to the program.

17.4 a) **CGPA to Percentage conversion:** As per UGC and AICTE guidelines, the CGPA will be converted to percentage of marks as below:  
Percentage of marks = (CGPA - 0.50) x 10

Ex: If CGPA is 6.75, the equivalent Percentage of marks = (6.75-0.50) x 10 = 62.5%

b) CGPA to Class conversion:

S. No.	Division	Eligibility Criteria
1	First Division with Distinction	a) Student should secure CGPA ≥ 8.0 b) Student should pass all the courses along with the batch of students admitted with him / her within 8 consecutive semesters (6 consecutive semesters for lateral entry students) c) Student who appeared for improvement examination upto 6 <sup>th</sup> semester will also be considered d) Student who have cleared any course in supplementary examination shall not be awarded Distinction
2	First Division	a) Student should secure CGPA, which is $6.50 \leq \text{CGPA} < 8.0$ within the time frame of the programme i.e. 16 semesters (12 semesters in case of lateral entry students) b) Student who have cleared any course in supplementary examination and secured CGPA ≥ 6.50
3	Second Division	Student should secure CGPA, which is $5.50 \leq \text{CGPA} < 6.50$ within the time frame of the programme i.e. 16 semesters (12 semesters in case of lateral entry students)
4.	Pass Division	Student should secure CGPA, which is $4.0 \leq \text{CGPA} < 5.50$ within the time frame of the programme i.e. 16 semesters (12 semesters in case of lateral entry students)
5.	Fail	Student with CGPA < 4.0 will not be eligible for award of degree

17.5 **Honours / Minor in Engineering can be conferred as per AICTE guidelines and Model curriculum January 2018**

A student will be conferred with Under Graduate degree as “Bachelor of Technology in XXX Engineering/Technology, with Honours” (or) “Bachelor of Technology in XXX Engineering/Technology, with Minor in YYY Engineering/Technology”, if he/she completes an additional 20 credits. These additional 20 credits could be acquired through SWAYAM-NPTEL MOOCs / other MOOCs such as Coursera, Udemy, IITB spoken tutorials. These additional 20 credits earned through SWAYAM-NPTEL MOOCs / other MOOCs should be in addition to the credits acquired through SWAYAM - MOOCs offered in the curriculum as part of Professional Electives/ Open Electives. The University will award degrees to the students who are evaluated and recommended by the Institute.

17.5.1 **Honours:** Honours is an additional credential a student may earn, if he/she does additional learning for 20 credits in his/her own discipline of B.Tech programme. These additional credits shall be acquired through MOOCs from the list of courses for Honours, prescribed by the respective departments. These courses shall mostly be advanced courses (or) courses designed to give more exposure to different areas of one’s own discipline. On

- successful accumulation of these additional credits, at the time of graduation, it shall be mentioned in the degree certificate as *“Bachelor of Technology in XXX Engineering / Technology, with Honours”*.
- 17.5.2 **Minor in Engineering:** A minor in engineering is an additional credential a student may earn, if he/she does additional learning for 20 credits *in a discipline other than his/her major discipline* of B.Tech programme. These additional credits shall be acquired through MOOCs from the *list of courses for a Minor Engineering* prescribed by the respective departments. On successful accumulation of these additional credits, at the time of graduation, it shall be mentioned in the degree certificate as *“Bachelor of Technology in XXX Engineering / Technology, with Minor in YYY Engineering/Technology”*.
- 17.5.3 A student shall be eligible to register for a Honours in the same discipline of his/her study, and/or a Minor in Engineering offered by other department.
- 17.5.4 A student can register for both Honours in the same discipline and also a Minor in Engineering in other discipline. On successful accumulation of prescribed credits for Honours and also prescribed credits for Minor in Engineering, at the time of graduation, it shall be mentioned in the degree certificate as *“Bachelor of Technology in XXX Engineering / Technology, with Honours and Minor in YYY Engineering/Technology”*.
- 17.5.5 Student who has completed B.Tech. IV semester in his/ her regular B.Tech. programme without any standing backlogs and with a minimum CGPA of 8.0 shall be allowed to register for Honours and/or Minor in Engineering.
- 17.5.6 Student who wants to register for Honours and/or Minor in Engineering shall opt for registration at the end of IV semester of his/ her B.Tech. programme, subject to the conditions prescribed by the AAC from time to time.
- 17.5.7 Student registered for Honours and/or Minor in Engineering shall ensure the following in his/her regular B.Tech programme
- (i) student should maintain a minimum SGPA of 7.0 from V semester to VIII semester of regular B.Tech programme and
  - (ii) student should maintain a CGPA of 8.0 at the end of VIII semester of regular B.Tech programme
- If the student fails to meet the above criteria, his/her registration for Honours and/or Minor in Engineering shall stand cancelled and he/she will be awarded only regular B.Tech degree.
- 17.5.8 A student may withdraw from Honours/Minor in Engineering at any time before graduating. Such students shall submit an application for withdrawal to the Dean AA, before start of any semester. The Dean AA, shall communicate the list of such students to the HoDs concerned (parent-department / minor-department) with a copy to the CoE.
- 17.5.9 During the curriculum revision, the HoDs in coordination with their Department Academic Advisory Committee (DAAC) shall identify the list of courses to be offered by the department under Honours curricula/ Minor in Engineering curricula and forward the same to the office of the Dean AA.
- 17.5.10 Student shall be permitted to take a maximum of 2 theory courses and one laboratory course during any semester for additional learning towards Honours curricula/ Minor in Engineering curricula.
- 17.5.11 Student shall take laboratory courses, listed under Honours curricula/Minor in Engineering curricula, in the parent-department/minor-department during inter-semester break and complete the course with a course project.
- 17.5.12 Office of the Dean AA shall compile and release list of courses under Honours curricula/ Minor in Engineering curricula for different departments/ programmes/disciplines, highlighting the importance of each discipline.
- 17.5.13 By the end of April of every academic year, the Dean AA in coordination with HoDs shall notify the department wise list of equivalent courses in MOOCs/ SWAYAM-NPTEL MOOCs against the list of courses notified under Honours curricula/ Minor in Engineering curricula, by respective departments.

- 17.5.14 Office of the Dean AA shall release registration notification for Honours/ Minor in Engineering, during even semester of every academic year inviting interested students of B.Tech IV semester to apply.
- 17.5.15 Interested students shall submit three (03) copies of applications in the prescribed format, notified by the Dean AA, along with supporting documents to the concerned HoD in the parent-department. The HoD in coordination with DAAC shall scrutinize the submitted applications and forward the consolidated list of registered students along with two sets of applications to the Dean AA.
- 17.5.16 The Dean AA shall notify, in coordination with the CoE, the list of eligible students towards **Honours** and forward this list to the **parent-department**. These notified students shall be allowed to do additional learning towards Honours in Engineering from V semester onwards.
- 17.5.17 The Dean AA shall notify, in coordination with the CoE, the list of eligible students towards Minor in Engineering and forward this list to the minor-department in which student opted to gain prescribed credits for Minor in Engineering along with one set of application. These notified students shall be allowed to do additional learning towards Minor in Engineering from V semester onwards.
- 17.5.18 In the process of additional learning towards Honours/ Minor in Engineering, the student shall exercise carefully all options to ensure the following:
- (i) The credits earned in a course studied in regular curriculum towards fulfilment of basic degree, shall not be claimed under credits for additional learning towards Honours/ Minor in Engineering and vice versa
  - (ii) A course once studied in regular curriculum, shall not be taken again for additional learning towards Honours/ Minor in Engineering
- 17.5.19 The HoD in coordination with department MOOCs coordinator and faculty counsellor concerned, shall monitor progress of the registered student during the semester for successful completion of registered courses of Honours curricula.
- 17.5.20 The minor-department HoD in coordination with minor-department MOOCs coordinator and faculty counsellor concerned, shall monitor progress of the registered student during the semester for successful completion of registered courses of Minor in Engineering curricula.
- 17.5.21 On successful completion of registered courses, the student shall submit the course completion details in "Semester wise progress report (*for additional learning towards Honours/Minor in Engineering*)" in the prescribed format notified by the Dean, AA along with Certificate/ Grade sheet/ Mark sheet (indicating credits of the course) to the HoDs concerned (parent-department /minor-department).
- 17.5.22 The HoDs shall consolidate "Semester wise progress report (*for additional learning towards Honours/Minor in Engineering*)" of all the students registered for *Honours/Minor in Engineering* in their departments and forward the same to the Dean AA.
- 17.5.23 The Dean AA shall ensure genuineness of the submitted certificates, of registered students, with the help of the Institute MOOCs coordinator and forward the semester wise progress of registered students to the CoE.
- 17.5.24 The CoE shall ensure for reflecting the earned credits for additional learning towards Honours/Minor in Engineering in corresponding student semester grade sheet, subsequently in consolidated grade sheet and transcripts.
- 17.5.25 Separate CGPA for Honours and/or Minor in Engineering shall be mentioned in the consolidated grade sheet.
- 17.5.26 The students who have registered for Honours/ Minor in Engineering but unable to accumulate the 20 credits prescribed towards Honours/ Minor in Engineering at the time of graduation, he/she shall be awarded the Degree in his/her discipline without any mention about Honours/ Minor in Engineering.
- 17.6 The University will award degrees to the students who are evaluated and recommended by the Institute.

## 18. MALPRACTICE IN EXAMINATION

- 18.1 Malpractice in examination is an illegal activity and is prohibited.
- 18.2 Mobile phones are strictly prohibited in the examination hall.

- 18.3 Exchange of question paper and material like pen, pencil, sharpener, eraser, scale, calculator, etc., during examination is strictly prohibited.
- 18.4 Malpractice in examination is viewed very seriously. Malpractice includes oral communication between candidates, possessing forbidden material, mobile phones (switched off/on) etc.
- 18.5 Any malpractice or engaging in any improper conduct and violation of the examination code by the student during examinations is liable for the punishment as given below:

S. No	Nature of Malpractice	S. No	Punishment
1.	Taking help from others, consulting and or helping other examinees during the examination period inside the examination hall or outside it, with or without their consent or helping other candidates to receive help from anyone else	a)	Cancelling the examination of the paper in which he / she indulged in malpractices
2	If the examinee attempts to disclose his / her identity to the valuer by writing his / her Hall-Ticket Number at a place other than the place prescribed for it or any coded message including his / her name or addressing the valuer in any manner in the answer book		Cancelling the examination of the paper in which he / she indulged in malpractices
3.	Candidate is found in possession of forbidden material; relevant or not relevant <u>but not used</u>	b)	Cancellation of the result of (i) all examinations taken including current examination in that session (or) (ii) current examination and proposed examinations to be taken during that session (or) (iii) current examination
4.	Destroying the material found in his / her possession or acting in any other manner with a view to destroying evidence	c)	Cancellation of the result of all examinations taken or proposed to be taken during that session and prohibiting his/her admission to or continuation in any course of the Institute for a period of one year. The student will be eligible to appear for the next corresponding semester / year examination in the succeeding academic year
5.	Smuggling main answer book / additional answer book / question paper / matter in to or out of the examination hall & Conspiring to interchange Hall Ticket Numbers		-do-
6.	Candidate is found in possession of forbidden material, relevant or not relevant <u>but used</u>		-do-
7.	In case of (i) impersonation, (ii) misbehavior with the invigilators/any person related to examination work, (iii) insertion of written sheets in different hand writing in the main/additional answer book, and (iv) creation of disturbance in and around the examination hall during or before the examination	d)	Cancellation of the result of all examinations taken or proposed to be taken during that session and prohibiting his/her admission in to or continuation in any course of the Institute for a period of two years. Further, the candidate shall not be allowed to appear for any examination during the period of punishment
8.	If a candidate is found guilty of malpractice in the improvement examination (after completion of course)	e)	Punishment will be awarded subject to the above rules and further, he/she will not be permitted to appear for further improvement examination

**19. ROLL NUMBER ALLOTMENT**

The Roll Number given to the student shall have a total 8 digits as follows:

Ex: **B18CE108**

- a) The first letter, to represent Bachelors (B.Tech.) degree programme.  
Ex: B for **B.Tech.** programme
- b) The next two numbers, to represent the year in which the student admitted into I semester.  
Ex: 18 for **2018**
- c) The next two letters, to represent the concerned department to which the student belongs.  
Ex: CE for **Civil Engineering**
- d) The last three numbers, to represent the three - digit roll number of the student.

In general, a **student with roll number "B18CE108"** represents a **B.Tech.** student admitted in **2018** in **Civil Engineering** bearing a roll number **108**.

**20. AMENDMENTS**

Notwithstanding anything contained in this manual, the Academic Council of the Institute reserves the right to modify / amend the curricula, requirements and rules & regulations pertaining to its undergraduate programmes, without any further notice.





ISO 9001:2015

AICTE-CII: GOLD Category Institute

NAAC-'A' Grade Institute (CGPA: 3.21)

NIRF-2022 Rank Band : 201-250



Estd: 1980  
**KITSW**

## KAKATIYA INSTITUTE OF TECHNOLOGY & SCIENCE

Opp : Yerragattu Gutta, Hasanparthy (Mandal), WARANGAL - 506 015, Telangana, INDIA.

काकतीय प्रौद्योगिकी एवं विज्ञान संस्थान, वरंगल - ५०६ ०१५ तेलंगाना, भारत

కాకతీయ సాంకేతిక విజ్ఞాన శాస్త్ర విద్యాలయం, వరంగల్ - 506 015 తెలంగాణ, భారతదేశము

(An Autonomous Institute under Kakatiya University, Warangal)

(Approved by AICTE, New Delhi; Recognised by UGC under 2(f) & 12(B); Sponsored by EKASILA EDUCATION SOCIETY)

website: [www.kitsw.ac.in](http://www.kitsw.ac.in)

E-mail: [principal@kitsw.ac.in](mailto:principal@kitsw.ac.in)

☎ : +91 9392055211, +91 7382564888

**URR-18R22**

## **Syllabi of B.Tech. (I & II semesters)**

*Common for all Branches*





**DEPARTMENT OF COMPUTER SCIENCE AND ENGINEERING (INTERNET OF THINGS)**  
**KAKATIYA INSTITUTE OF TECHNOLOGY & SCIENCE:: WARANGAL - 15**  
*(An Autonomous Institute under Kakatiya University, Warangal)*  
**SCHEME OF INSTRUCTION & EVALUATION (Applicable from B21 batch)**  
**I-SEMESTER OF 4-YEAR B.TECH DEGREE PROGRAM**

URR-18R22

[5Th+4P+2MC]

Sl. No	Category	Course Code	Course Title	Periods/week			Credits			Evaluation scheme			
				L	T	P	C	C	CIE			Total Marks	
									TA	MSE	Total		ESE
1	BSC	U18MH101	Engineering Mathematics - I	3	1	-	4	10	30	40	60	100	
2	ESC	U18CS102	Programming for Problem Solving using C	3	-	-	3	10	30	40	60	100	
3	BSC	U18PH103	Engineering Physics	3	1	-	4	10	30	40	60	100	
4	HSMC	U18MH104	English for Communication	2	-	2	3	10	30	40	60	100	
5	ESC	U18EE105	Basic Electrical Engineering	3	1	-	4	10	30	40	60	100	
6	ESC	U18EE106	Basic Electrical Engineering Laboratory	-	-	2	1	40	-	40	60	100	
7	ESC	U18CS107	Programming for Problem Solving using C Laboratory	-	-	2	1	40	-	40	60	100	
8	BSC	U18PH108	Engineering Physics Laboratory	-	-	2	1	40	-	40	60	100	
9	ESC	U18ME109	Workshop Practice	-	-	2	1	40	-	40	60	100	
10	MC	U18EA110	EAA *: Sports/Yoga/NSS	-	-	2	-	100	-	100	-	100	
11	MC	U18MH111	Universal Human Value-I (Induction Programme)	-	-	-	-	-	-	-	-	-	
<b>Total:</b>				14	3	12	22	310	150	460	480	1000	

[L= Lecture, T = Tutorials, P = Practical & C = Credits]      EAA: Extra Academic Activity      \* indicates mandatory non-credit course

Total Contact Periods/Week : 29      Total Credits : 22      Stream-I: ME, CSE, IT, CSN,CSO      Stream-II: CE, EIE, EEE, ECE, ECI,CSM



DEPARTMENT OF COMPUTER SCIENCE AND ENGINEERING (INTERNET OF THINGS)  
KAKATIYA INSTITUTE OF TECHNOLOGY & SCIENCE:: WARANGAL - 15  
(An Autonomous Institute under Kakatiya University, Warangal)

URR-18R22

SCHEME OF INSTRUCTION & EVALUATION (Applicable from B21 batch)  
II-SEMESTER OF 4-YEAR B.TECH DEGREE PROGRAM

[5Th+2P+2MC]

Sl. No	Category	Course Code	Course Title	Periods/week				Credits	Evaluation scheme							
				L	T	P	C		TA	CIE		ESE	Total Marks			
										MSE	Total					
1	BSC	U18MH201	Engineering Mathematics - II	3	1	-	4	10	30	40	60	100				
2	ESC	U18CS202R1	Data Structures through C	3	-	-	3	10	30	40	60	100				
3	BSC	U18CH203	Engineering Chemistry	3	1	-	4	10	30	40	60	100				
4	ESC	U18ME204	Engineering Drawing	2	-	4	4	10	30	40	60	100				
5	ESC	U18CE205	Engineering Mechanics	3	1	-	4	10	30	40	60	100				
6	ESC	U18CS207RR1	Data Structures through C Laboratory	-	-	2	1	40	-	40	60	100				
7	BSC	U18CH208	Engineering Chemistry Laboratory	-	-	2	1	40	-	40	60	100				
8	MC	U18CH209	Environmental Studies*	2	-	-	-	10	30	40	60	100				
9	MC	U18EA210	EAA : Sports/Yoga/NSS*	-	-	2	-	100	-	100	-	100				
				Total:				16	3	10	21	240	180	420	480	900

[L= Lecture, T = Tutorials, P = Practical & C = Credits] EAA: Extra Academic Activity \* indicates mandatory non-credit course

Total Contact Periods/Week : 29 Total Credits : 21 Stream-I: ME, CSE, IT, CSN, CSO Stream-II: CE, EIE, EEE, ECE, ECI, CSM

**Internships:** All students should plan for mandatory 6-8 weeks internship, from end of II semester to commencement of VII semester at industry/R&D organizations/industries of national importance (IITs/IITs/NITs). As part of Internship Evaluation in VII Semester, students are expected to submit a well-documented internship report and give an informative PPT presentation in VII semester

## U18MH101 ENGINEERING MATHEMATICS- I

**Class:** B.Tech. I-Semester

**Branch(s):** ME, CSE, IT, CSN, CSE(IoT)  
CE, EEE, ECE, ECI, CSE(AI&ML)

**Teaching Scheme:**

L	T	P	C
3	1	-	4

**Examination Scheme:**

Continuous Internal Evaluation	40 marks
End Semester Exam	60 marks

**Course Learning Objectives (LOs):**

This course will develop students' knowledge on /in

*LO1: basic concepts of convergence of a series, mean value theorems, expansion of a function in series*

*LO2: partial differentiation and it's applications to functions of two/several variables*

*LO3: differential equations of first order and first degree along with certain applications*

*LO4: the methods of solving higher order linear differential equations and introduce few applications to engineering problems*

**UNIT-I (9+3)**

**Infinite Series:** Sequences & Series, General properties of series, Series of positive terms, Comparison test, Limit comparison test, Integral test, D'Alembert's Ratio test, Cauchy's nth root test, Alternating series- absolute convergence.

**Differential Calculus (Functions of One Variable):** Limits, Continuity, Differentiability, Rolle's theorem (Physical and algebraic interpretations), Lagrange's mean value theorem (Geometrical interpretation), Cauchy's mean value theorem. Taylor's theorem and Power series representation of functions, Maclaurin's series, Asymptotes and Tracing of Simple Curves

**UNIT-II (9+3)**

**Differential Calculus (Functions of Several Variables):** Partial differentiation, Total differentiation, Change of variables, Application to find Tangent plane and Normal to a surface, Jacobians. Taylor's theorem for function of two variables (without proof), Maximum and minimum values of functions of two variables. Lagrange's method of undetermined multipliers. Differentiation under integral sign.

**UNIT-III (9+3)**

**Differential Equations of First Order:** Practical approach to differential equations. Formation and solution of differential equation. Solution of first order and first degree differential equation, variables separable form, homogeneous form, reducible to homogeneous form, First order linear equations, Equations reducible to linear equation (Bernoulli's equation), Exact differential equations, Equations reducible to exact form.

**Applications of First Order Differential Equations:** Simple examples of Physical applications (Orthogonal trajectories, RL series circuit problem).

**UNIT-IV (9+3)**

**Higher Order Linear Differential Equations with Constant Coefficients:** Linear differential Equations of higher order with constant coefficients, General solution, Complementary function, Particular Integral; Methods of evaluation of particular Integrals; Wronskian, Linear dependence of solutions, Method of Variation of parameters; Cauchy's homogenous linear equation; Applications: Simple examples of RLC series circuit problem;

**Textbook**

1. Grewal, B.S., "Higher Engineering Mathematics", Khanna Publishers, Delhi, 43<sup>rd</sup> edition, 2014.

**Reference Books**

1. Kreyszig E., "Advanced Engineering Mathematics", John Wiley & Sons, Inc., U.K 9<sup>th</sup> edition, 2013.
2. Shanti Narayan, "Differential Calculus", S. Chand & Co., New Delhi.
3. S.S.Sastry, "Engineering Mathematics", Vol.II, Prentice Hall of India, 3<sup>rd</sup> edition, 2014.

**Course Research Paper (CRP):** Research papers (Indexed journal/conference papers) relevant to the course content will be posted by the course faculty on the CourseWeb page. Students have to write a two-page summary of CRP and submit it as part of a special assignment.

**Course Patent (CP):** Patents relevant to the course content will be posted by the course faculty on the CourseWeb page. Students have to write a two-page summary on CP and submit it as part of a special assignment.

**Course Projects:** A course project is an independent project carried out by the student during the course period, under the supervision of the course faculty. The course faculty will post a few course project titles on the CourseWeb page. Students are encouraged to come up and experiment with the ideas that interest them.

**Course Learning Outcomes (COs):**

On completion of this course, students will be able to...

**CO1:** demonstrate the convergence of a series and interpret mean value theorems

**CO2:** apply partial differentiation to functions of several variables in solving various engineering problems

**CO3:** utilize appropriate methods of differential equations of first order and first degree in solving real life engineering problems

**CO4:** solve the higher order linear differential equation with constant coefficients and few problems on engineering applications

<b>Course Articulation Matrix (CAM): U18 MH101 ENGINEERING MATHEMATICS- I</b>															
CO		PO1	PO2	PO3	PO4	PO5	PO6	PO7	PO8	PO9	PO10	PO11	PO12	PSO1	PSO2
<b>CO1</b>	U18MH101.1	3	2	1	--	--	--	--	1	--	1	--	1	1	1
<b>CO2</b>	U18MH101.2	3	3	2	--	--	--	--	1	--	1	--	1	1	1
<b>CO3</b>	U18MH101.3	3	2	2	--	--	--	--	1	--	1	--	1	1	1
<b>CO4</b>	U18MH101.4	3	3	2	--	--	--	--	1	--	1	--	1	1	1
<b>U18MH101</b>		<b>3</b>	<b>2.5</b>	<b>1.75</b>	--	--	--	--	<b>1</b>	--	<b>1</b>	--	<b>1</b>	<b>1</b>	<b>1</b>

## U18CS102 PROGRAMMING FOR PROBLEM SOLVING USING C

**Class:** B.Tech. I -Semester

**Branch(s):** ME, CSE, IT, CSN, CSE(IoT)  
CE, EEE, ECE, ECI, CSE(AI&ML)

**Teaching Scheme :**

L	T	P	C
3	-	-	3

**Examination Scheme :**

Continuous Internal Evaluation	40 marks
End Semester Examination	60 marks

**Course Learning Objectives (LOs):**

This course will develop students' knowledge on /in

**LO1:** computer fundamentals and concepts of problem solving using structured programming paradigm

**LO2:** control structures and array operations

**LO3:** string functions and modular programming concepts

**LO4:** structures, unions, pointers and files in C programming

### UNIT-I (9)

**Introduction to Computers:** Block diagram of computer, types of computers, computer languages, problem solving and program development steps, algorithm, flowchart

**Overview of C:** History, basic structure of C program

**Constants, Variables and Data Types:** Character set, C tokens, declaration of variables, symbolic constants and macros

**Operators and Expressions:** Arithmetic, relational, increment, decrement, conditional, logical, bit-wise, special operators, arithmetic expressions, precedence of operators and associativity

**Managing Input and Output Operations:** Reading a character, writing a character, formatted input, formatted output

### UNIT-II (9)

**Decision Making and Branching:** Simple if, if-else, nested-if, else-if ladder, switch, conditional operator, goto statement

**Decision Making and Looping:** While, do-while, for statements, nested loops, break and continue statements

**Arrays:** One dimensional array, declaration of one dimensional arrays, initialization of one dimensional arrays, two dimensional arrays, initializing two dimensional arrays, linear search

### UNIT-III (9)

**Character Arrays and Strings:** Reading strings, writing strings, string handling functions, table of strings

**User Defined Functions:** Need of user defined functions, definition of function, return values and their types, function calls, function declaration, category of function, no arguments and no return values, arguments but no return values, arguments with return values, no arguments but returns a value, recursion, storage classes



#### UNIT-IV (9)

**Structures and Unions:** Declaring structure variables, accessing structure members, array of structures, structures within structures, unions

**Pointers:** Understanding **pointers**, declaring and initializing pointer variables, pointer expressions, pointers and arrays, pointers and character strings, array of pointers, pointers as function arguments, pointers and structures

**File Management in C:** Defining and opening a file, input and output operations on sequential text files

**Textbook:**

1. E.Balagurusamy, "Programming in ANSIC", *Tata McGraw Hill*, 6th Edn, ISBN-13: 978-1-25 90046-2, 2012

**Reference Books:**

1. Kerningham and Ritchie, "The C Programming Language", *Prentice Hall of India*, 2<sup>nd</sup> Edn., ISBN-13:007-6092003106, 1988
2. A.K.Sharma, "Computer Fundamentals and programming in C", *Universities Press, II edition*, ISBN-9789386235299, 2018.
3. Peter Norton, "Introduction to Computers", *Tata McGraw-Hill*, 6th Edn.,ISBN-978-0-07 0593-74-9. 2008
4. Herbert Schildt, "Complete Reference with C", *Tata McGraw Hill*, 4th Edn., ISBN-13: 9780070411838, 2000
5. Yaswanth Khanetkar, "Let Us C", *BPB Publications*, 13<sup>th</sup> Edn., ISBN-13: 9788183331630, 2012

**Course Research Paper (CRP):** Research papers (Indexed journal/conference papers) relevant to the course content will be posted by the course faculty on the CourseWeb page. Students have to write a two-page summary of CRP and submit it as part of a special assignment.

**Course Patent (CP):** Patents relevant to the course content will be posted by the course faculty on the CourseWeb page. Students have to write a two-page summary on CP and submit it as part of a special assignment.

**Course Projects:** A course project is an independent project carried out by the student during the course period, under the supervision of the course faculty. The course faculty will post a few course project titles on the CourseWeb page. Students are encouraged to come up and experiment with the ideas that interest them.

**Course Learning Outcomes (COs):**

On completion of the course, the students will be able to,

**CO1:** demonstrate knowledge on fundamental of C programming language and design an algorithm & flow chart for a given application

**CO2:** apply logical skills for problem solving using control structures and arrays

**CO3:** develop string programs and modular programming with functions

**CO4:** implement structures, unions, pointers and files in C programming

Course Articulation Matrix (CAM): U18CS102 PROGRAMMING FOR PROBLEM SOLVING USING C															
Course Outcomes	PO1	PO2	PO3	PO4	PO5	PO6	PO7	PO8	PO9	PO10	PO11	PO12	PSO1	PSO2	
CO1	U18CS102.1	1	1	-	-	-	-	-	1	-	1	-	1	1	2
CO2	U18CS102.2	1	2	2	1	-	-	-	1	-	1	-	1	1	2
CO3	U18CS102.3	1	2	2	1	-	-	-	1	1	1	-	1	1	2
CO4	U18CS102.4	1	2	2	2	1	-	-	1	1	1	-	1	1	2
U18CS102		1	1.75	2	1	1	-	-	1	1	1	-	1	1	2

## U18PH103 ENGINEERING PHYSICS

**Class:** B.Tech. I- Semester  
B.Tech. II-Semester

**Branch(s):** ME, CSE, IT, CSN, CSE(IoT)  
CE, EEE, ECE, ECI, CSE(AI&ML)

### Teaching Scheme:

L	T	P	C
3	1	-	4

### Examination Scheme:

<b>Continuous Internal Evaluation</b>	40 Marks
<b>End Semester Examination</b>	60 Marks

### Course Learning Objectives (LOs):

This course will develop students' knowledge in/on...

*LO1: different types of oscillations with illustrations by mechanical and electrical examples, high frequency sound waves and their applications in various fields*

*LO2: concepts of interference, diffraction and polarization of light waves and their applications*

*LO3: concepts and working principles of lasers, fiber optics and their applications in various fields*

*LO4: basic concepts of quantum mechanics, modern materials and their applications*

### UNIT-I (9+3)

**Oscillations:** Physical examples of simple harmonic motion: Torsional pendulum, Physical pendulum; Spring-mass systems; Loaded beams; two body oscillations; Qualitative treatment of free, damped and forced oscillations- resonance; Series and parallel resonant circuits, Q-factor.

**Ultrasonics:** Properties of ultrasonics; Production of ultrasonic waves: Magnetostriction method and Piezo-electric method; Detection of ultrasonic waves; Acoustic grating- Determination of wavelength of ultrasonics; Applications of ultrasonic waves- Pulse echo NDT technique (reflection mode).

### UNIT-II (9+3)

**Interference:** Superposition principle; coherence; phase change on reflection; Interference of reflected light from uniform thin films; anti reflection coating; Newton's rings in reflected light- applications: determination of wavelength of a monochromatic light and refractive index of a liquid; Michelson's Interferometer- applications: determination of wavelength of a monochromatic light, thickness and refractive index of a thin transparent sheet;

**Diffraction:** Distinction between Fresnel and Fraunhofer class of diffraction; Fraunhofer diffraction at a single slit (phasor method) and a circular aperture- Rayleigh's criterion for resolution; Diffraction grating (qualitative)- Dispersive power and resolving power of a diffraction grating; determination of wavelength of a monochromatic light using diffraction grating.

**Polarisation:** Polarised light; double refraction; geometry of calcite crystal; Nicol prism; Huygen's explanation (positive and negative crystals); quarter and half wave plates; Production and detection of plane, circularly and elliptically polarized light; Applications- Optical activity, LCDs.

### UNIT-III (9+3)

**Lasers (Qualitative):** Difference between conventional and laser light; Absorption; Spontaneous and stimulated emission; Relation among Einstein coefficients; Basic principles - Population inversion, pumping methods, optical resonator; Types of lasers- Ruby, Nd-YAG, He-Ne and CO<sub>2</sub> Laser; Applications of lasers: Holography- introduction, formation and reconstruction of a hologram; Applications of holography.

**Fiber Optics(Qualitative):** Introduction- Total internal reflection; Fiber construction; Numerical aperture and acceptance angle; Types of optical fibers- Step index and graded index; V-number; Fiber drawing- Double crucible technique; Splicing- Fusion & Mechanical; Power losses in optical fibers- Attenuation, dispersion, bending; Fiber optic communication system; Applications of optical fibers - endoscope; Fiber optic sensors (temperature and displacement).

### UNIT-IV (9+3)

**Elements of Quantum Mechanics:** de-Broglie concept of matter waves- de-Broglie wavelength, properties of matter waves; Schrodinger time-independent wave equation (one dimension); Physical significance of wave function (Max Born interpretation); Particle in a box (one dimension)- energy quantization; Uncertainty principle - illustration and application to the non- existence of free electron in the nucleus.

**Modern Materials (Qualitative):**

**Magnetic Materials:** Introduction- Origin of magnetic moment; Bohr magneton; Permeability; Magnetization; susceptibility; Classification of magnetic material; Applications of magnetic materials: Magnetic recording and Magnetic memories.

**Superconducting Materials:** Superconductivity; Meissner effect; Transition temperature; Isotope effect; London's penetration depth; Type-I and Type-II superconductors; High T<sub>c</sub> superconductors; Applications of superconductors.

**Nanomaterials:** Introduction- Classification of nanomaterials; Surface area to volume ratio; Quantum confinement; Properties of nanomaterials- Physical, chemical, electrical, optical, magnetic and mechanical properties; Applications of nanomaterials (in brief); Synthesis of nanomaterial: Bottom up approach (sol-gel method) and Top down approach (ball milling method).

#### **Text Books:**

1. Bhattacharya and Bhaskaran, *Engineering Physics*, Oxford University Press, 1/e, 2013.
2. V. Rajendran, *Engineering Physics*, Mc Graw Hill, 2013.

#### **Reference Books:**

1. David Halliday, Robert Resnick & Krane, *Physics Volume I & II*, Wiley India Limited, 5/e, 2014.
2. R.K. Gaur and S.L.Gupta, *Engineering Physics*, Dhanpath Rai and Sons, 2013.
3. P.K. Palanisamy, *Engineering Physics*, Scitech Publishers, 3/e, 2013.
4. M. Avadhanulu and Kshirsagar, *A Text Book of Engineering Physics*, S. Chand & Company Ltd, 10/e, 2013.

**Course Research Paper (CRP):** Research papers (Indexed journal/conference papers) relevant to the course content will be posted by the course faculty on the CourseWeb page. Students have to write a two-page summary of CRP and submit it as part of a special assignment.

**Course Patent (CP):** Patents relevant to the course content will be posted by the course faculty on the CourseWeb page. Students have to write a two-page summary on CP and submit it as part of a special assignment.

**Course Projects:** A course project is an independent project carried out by the student during the course period, under the supervision of the course faculty. The course faculty will post a few course project titles on the CourseWeb page. Students are encouraged to come up and experiment with the ideas that interest them.

<b>Course Learning Outcomes (COs):</b>	
On completion of the course, the students will be able to	
CO1:	<i>determine the time period and frequency of SHM oscillatory system and know the principles and applications of ultrasonics in different fields</i>
CO2:	<i>appraise the concepts of interference, diffraction and polarization phenomena in accurate determination of wavelengths, thicknesses, narrow slit widths, optical activity, etc</i>
CO3:	<i>interpret the characteristics and working of lasers, optical fibers and their applications in various fields</i>
CO4:	<i>categorize the properties of magnetic, superconducting and nanomaterials and know their engineering applications</i>

<b>Course Articulation Matrix (CAM): U18PH103 ENGINEERING PHYSICS</b>															
CO		PO1	PO2	PO3	PO4	PO5	PO6	PO7	PO8	PO9	PO10	PO11	PO12	PSO1	PSO2
CO1	U18PH103.1	2	1	-	-	1	1	-	1	1	1	-	1	1	1
CO2	U18PH103.2	2	1	1	1	-	1	1	1	1	1	-	1	1	1
CO3	U18PH103.3	3	1	1	1	2	1	1	1	1	1	-	1	1	1
CO4	U18PH103.4	3	-	1	1	1	2	1	1	1	1	-	1	1	1
U18PH103/ U18PH203		2.5	1	1	1	1.33	1.25	1	1	1	1	-	1	1	1

## U18MH104 ENGLISH FOR COMMUNICATION

**Class:** B.Tech. I-semester  
B.Tech.II-Semester

**Branch(s):** ME, CSE, IT, CSN, CSE(IoT)  
CE, EEE, ECE, ECI, CSE(AI&ML)

### Teaching Scheme:

L	T	P	C
2	-	2	3

### Examination Scheme:

Continuous Internal Evaluation	40 marks
End Semester Examination	60 marks

### Course Learning Objectives (LOs):

This course will develop students' knowledge on /in ..

LO1: accuracy in and familiarity with various sentence structures to communicate correctly and effectively

LO2: judicious and situational use of vocabulary to bring effectiveness to communication

LO3: various reading skills to comprehend the text

LO4: writing strategies, academic writing, pre-planning before writing and maintenance of coherence while writing a paragraph

### UNIT-I (6)

#### Grammar:

**Clause Analysis** - Types of Clauses: Noun Clause - Relative Clause - Adverb Clause.

Transformation: Simple, Complex, Compound Sentences.

**Errors**-Nouns-Pronouns-Adjectives-Adverbs-Prepositions-Tenses-Articles-Subject-Verb Agreement

#### Reading

"In Banaras"- from "The Stories of My Experiments with Truth-An Autobiography of Mahathma Gandhi"

### UNIT-II (6)

#### Vocabulary:

Vocabulary-Antonyms-Synonyms-Prefixes-Suffixes-Phrasal Verbs-One Word Substitutes- Word Pairs

#### Reading

"Education Provides a Solid Foundation"- from Wings of Fire –An Autobiography of APJ Abdul K

### UNIT-III (6)

#### Reading Skills:

"An Astrologer's Day" by R.K.Narayan

"On Saying Please" by A. G. Gardiner

### UNIT-IV (6)

#### Writing Skills:

Precis Writing  
Essay Writing  
Report Writing

#### Text Books:

- 1."Work Book on English for Communication" (Unit 1, 2, 3, 4) by the faculty of English, Kakatiya Institute of Technology and Science, Warangal

#### Reference Books:

1. Harper Collins, "Cobuild English Grammar" Third Edition, *Harper Collins Publishers Ltd.*
2. Sanjay Kumar & Pushp Lata, "Communication Skills" Second Revised Edition,2015, *Oxford University Press Ltd.*
3. R.K. Narayan, "Malgudi Days" Indian Thought Publications,1943
4. APJ Abdul Kalam, "Wings of Fire" An Autobiography, Universities Press,1999
5. Mahatma Gandhi, "The Story of My Experiments with Truth" An Autobiography, Global Vision Press,2013.

**Course Research Paper (CRP):** Research papers (Indexed journal/conference papers) relevant to the course content will be posted by the course faculty on the CourseWeb page. Students have to write a two-page summary of CRP and submit it as part of a special assignment.

**Course Patent (CP):** Patents relevant to the course content will be posted by the course faculty on the CourseWeb page. Students have to write a two-page summary on CP and submit it as part of a special assignment.

**Course Projects:** A course project is an independent project carried out by the student during the course period, under the supervision of the course faculty. The course faculty will post a few course project titles on the CourseWeb page. Students are encouraged to come up and experiment with the ideas that interest them.

**Course Learning Outcomes (COs):**

On completion of this course, students will be able to...

CO1 : *Speak and write with accuracy a variety of sentence structures.*

CO2 : *Build vocabulary through contextual clues from the text*

CO3 : *Apply appropriate reading strategies to summarize and paraphrase the text by understanding the main ideas.*

CO4 : *Write well organized paragraphs with accuracy contextually suitable vocabulary.*

<b>Course Articulation Matrix (CAM): U18MH104 ENGLISH FOR COMMUNICATION</b>															
<b>CO</b>		PO1	PO2	PO3	PO4	PO5	PO6	PO7	PO8	PO9	PO10	PO11	PO12	PSO1	PSO2
<b>CO1</b>	<b>U18MH104.1</b>	-	1	-	1	1	1	1	1	1	1	2	1	1	-
<b>CO2</b>	<b>U18MH104.2</b>	1	1	-	--	--	--	1	1	3	1	--	1	1	-
<b>CO3</b>	<b>U18MH104.3</b>	-	1	-	--	--	--	--	1	2	1	2	1	1	-
<b>CO4</b>	<b>U18MH104.4</b>	-	1	1	1	--	--	1	1	3	1	1	1	1	-
<b>U18MH104/204</b>		<b>1</b>	<b>1</b>	<b>1</b>	<b>1</b>	<b>1</b>	<b>1</b>	<b>1</b>	<b>1</b>	<b>2.2</b>	1	<b>1.7</b>	1	1	-

## ENGLISH LANGUAGE LAB

### Listening Skills (3x2):

- Listening to Sounds, Stress and Intonation
- Listening for Information

### Life Skills (3x2)

- Etiquette
- Goal Setting
- Body Language

### Speaking Skills & Writing Skills (6x2)

#### *a. Presentaton Technique :*

- Self Introduction
- JAM (Just A Minute)
- Group Discussion
- Debate
- Description
- Interview skills

#### *b. Assignment:*

Students have to present PPT on the topics given in the English Laboratory

### Writing Skills

- a) planning
- b) coherence
- c) accuracy

## U18EE105 BASIC ELECTRICAL ENGINEERING

**Class:** B.Tech. I- Semester  
B.Tech. II-Semester

**Branch(s):** ME, CSE, IT, CSN, CSE(IoT)  
CE, EEE, ECE, ECI, CSE(AI&ML)

### Teaching Scheme:

L	T	P	C
3	1	-	4

### Examination Scheme:

Continuous Internal Evaluation	40
End Semester Examination	60

### Course Learning Objectives (LOs):

This course will develop students' knowledge in/on

LO1: network elements and analysis of simple electrical DC circuits

LO2: DC network theorems

LO3: fundamentals of 1- and 3-AC circuits

LO4: working principles and applications of DC & AC machines, concepts of earthing, fuses, lighting sources, MCB & batteries

### UNIT – I (9+3)

**DC circuits:** Introduction, network elements, Ohm's law, electric power, electrical energy, Kirchhoff's laws, resistances in series-voltage divider rule, resistances in parallel-current divider rule, series & parallel circuits, mesh analysis, nodal analysis (T &  $\pi$  networks only)

### UNIT – II (9+3)

**DC network theorems (Independent sources only):** Introduction, superposition theorem, Thevenin's theorem, Norton's theorem, maximum power transfer theorem (T and  $\pi$  networks only)

### UNIT – III (9+3)

**1-AC circuits:** Phasor representation of sinusoidal quantities, average and R.M.S values of sinusoidal wave form, AC through resistor, inductor, capacitor and series R-L-C circuit

**3-f AC circuits:** Production of 3-f voltages, voltage & current relationships of line and phase values for balanced star and delta connections

### UNIT – IV (9+3)

**Introduction to electrical machines (Qualitative treatment):** Construction, principle of operation & applications of 1-f transformer, 3-f induction motor, 1-f induction motor and DC motor

**Electrical earthing, fuses & lighting sources:** Basic concepts of earthing, fuses and lighting sources-incandescent, fluorescent, CFL & LED lamps, Miniature Circuit Breaker(MCB), types of batteries

### Text Book:

1. K. Uma Rao, *Basic Electrical Engineering*, New Delhi: Pearson Education, 2011.

### Reference Books:

1. B.L.Thereja, A.K.Thereja, *Electrical Technology Vol. I & II*, 23rd ed., New Delhi: S.Chand & Company Ltd, 2005.
2. Edward Hughes, *Electrical & Electronics Technology*, 10th ed., New Delhi: Pearson Education, 2010.
3. D. P. Kothari and I. J. Nagrath, *Basic Electrical Engineering*, New Delhi: Tata McGraw Hill Education (India) Pvt. Ltd., 2010.
4. Chakravarthy A, Sudhipanath and Chandan Kumar, *Basic Electrical Engineering*, Tata McGraw Hill Education (India) Pvt. Ltd., 2009.



**Course Research Paper (CRP):** Research papers (Indexed journal/conference papers) relevant to the course content will be posted by the course faculty on the CourseWeb page. Students have to write a two-page summary of CRP and submit it as part of a special assignment.

**Course Patent (CP):** Patents relevant to the course content will be posted by the course faculty on the CourseWeb page. Students have to write a two-page summary on CP and submit it as part of a special assignment.

**Course Projects:** A course project is an independent project carried out by the student during the course period, under the supervision of the course faculty. The course faculty will post a few course project titles on the CourseWeb page. Students are encouraged to come up and experiment with the ideas that interest them.

**Course Outcomes (COs):**

On completion of the course, the students will be able to...

CO1: *determine voltage, current & power in electrical circuits using mesh & nodal analysis*

CO2: *apply suitable DC network theorems to analyze T &  $\pi$  networks*

CO3: *find current, voltage & power in 1-phase & 3-phase AC circuits*

CO4: *explain construction, working principle & applications of electrical machines; electrical earthing, fuses, lighting sources, MCB & batteries*

<b>Course Articulation Matrix: U18EE105 BASIC ELECTRICAL ENGINEERING</b>															
<b>CO</b>		<b>PO1</b>	<b>PO 2</b>	<b>PO3</b>	<b>PO4</b>	<b>PO5</b>	<b>PO6</b>	<b>PO7</b>	<b>PO8</b>	<b>PO9</b>	<b>PO10</b>	<b>PO11</b>	<b>PO12</b>	<b>PSO1</b>	<b>PSO2</b>
CO1	U18EE105.1	2	1	-	-	-	-	-	1	-	1	-	1	1	1
CO2	U18EE105.2	2	2	-	-	-	-	-	1	-	1	-	1	1	1
CO3	U18EE105.3	3	3	1	1	1	-	1	1	-	1	-	1	1	1
CO4	U18EE105.4	3	3	1	1	1	1	1	1	-	1	-	1	1	1
<b>U18EE105</b>		<b>2.5</b>	<b>2.25</b>	<b>1</b>	<b>1</b>	<b>1</b>	<b>1</b>	<b>1</b>	<b>1</b>	-	<b>1</b>	-	<b>1</b>	<b>1</b>	<b>1</b>

## U18EE106 BASIC ELECTRICAL ENGINEERING LABORATORY

**Class:** B.Tech. I-Semester  
B.Tech. II-Semester

**Branch(s):** ME, CSE, IT, CSN, CSE(IoT)  
CE, EEE, ECE, ECI, CSE(AI&ML)

**Teaching Scheme:**

L	T	P	C
-	-	2	1

**Examination Scheme:**

Continuous Internal Evaluation	40
End Semester Examination	60

**Course Learning Objectives (LOs):**

This laboratory course will develop students' knowledge in/on

LO1: domestic wiring & basic electrical installations

LO2: network elements and analysis of electrical circuits

LO3: 1-phase and 3-phase AC circuits

LO4: measurement of illumination

### LIST OF EXPERIMENTS

1. Verification of Kirchhoff's Laws
2. Verification of voltage divider rule and current divider rule
3. Verification of Thevenin's theorem
4. Verification of Norton's theorem
5. Verification of Superposition theorem
6. Verification of Maximum power transfer theorem
7. Determination of internal parameters of a choke coil
8. Impedance calculations and phasor representation of R-L series circuit
9. Impedance calculations and phasor representation of R-C series circuit
10. Load test on 1-phase transformer
11. Voltage and current relationships between line & phase quantities for balanced 3-phase star & delta connections
12. Measurement of illumination for various lighting sources

**\*\* DEMONSTRATION OF ELECTRICAL INSTALLATIONS \*\***

[Wires, Cables, Fuse, MSB, Batteries, Earthing]

**Text Books:**

1. *Basic Electrical Engineering Laboratory Manual*, Department of EEE, KITSW

**Course Outcomes (COs):**

On completion of this course, the students will be able to...

CO1: handle basic electrical equipment

CO2: understand the concepts of network elements and theorems

CO3: understand fundamental concepts of 1-phase and 3-phase AC circuits

CO4: determine illumination of various lighting sources

**Course Articulation Matrix (CAM): U18EE106 BASIC ELECTRICAL ENGINEERING LABORATORY**

CO		PO1	PO2	PO3	PO4	PO5	PO6	PO7	PO8	PO9	PO10	PO11	PO12	PSO1	PSO2
CO1	U18EE106.1	2	2	1	1	1	1	-	1	2	1	1	1	1	1
CO2	U18EE106.2	2	1	-	1	-	1	-	1	2	1	1	1	1	1
CO3	U18EE106.3	2	2	2	2	1	1	1	1	2	1	2	1	1	1
CO4	U18EE106.4	2	1	1	2	1	1	1	1	2	1	1	1	1	1
<b>U18EE106</b>		<b>2</b>	<b>1.5</b>	<b>1.33</b>	<b>1.5</b>	<b>1</b>	<b>1</b>	<b>1</b>	<b>1</b>	<b>2</b>	<b>1</b>	<b>1.25</b>	<b>1</b>	<b>1</b>	<b>1</b>

## U18CS107 PROGRAMMING FOR PROBLEM SOLVING USING C LAB

**Class:** B.Tech. I- Semester

**Branch(s):** ME, CSE, IT, CSN, CSE(IoT)  
CE, EEE, ECE, ECI, CSE(AI&ML)

### Teaching Scheme :

L	T	P	C
-	-	2	1

### Examination Scheme :

Continuous Internal Evaluation	40 marks
End Semester Examination	60 marks

### Course Learning Objectives (LOs):

This course will develop students' knowledge in /on

**LO1:** operators and decision making statements

**LO2:** loop techniques and array operations for problem solving

**LO3:** string functions and modular programming approach for problem solving

**LO4:** structures, unions, pointers and files

### LIST OF EXPERIMENTS

1. Programs using input output functions, operators (arithmetic, relational and conditional)
2. Programs using operators (bit-wise, logical, increment and decrement)
3. Programs using conditional control structures: if, if-else, nested if
4. Programs using else if ladder, switch and goto
5. Programs using loop control structures: while
6. Programs using loop control structures: do-while and for
7. Programs on one dimensional array and two dimensional arrays
8. Programs on string handling functions
9. Programs on different types of functions, parameter passing using call-by-value, call-by-reference, recursion and storage classes
10. Programs using structures, unions, pointers to arrays and pointers to strings
11. Programs using array of pointers and pointers to structures
12. File operations and file handling functions for sequential file

### Laboratory Manual:

1. Programming in Problem solving C Laboratory Manual, Dept. of CSE, KITSW

### Reference Books:

1. E.Balagurusamy, "Programming in ANSIC", Tata McGraw Hill, 6th Edn, ISBN-13: 978-1- 25 - 90046 -2, 2012
2. Kerninghan and Ritchie, "The C Programming Language", Prentice Hall of India, 2<sup>nd</sup> Edn., ISBN-13:007-6092003106, 1988
3. Yaswanth Kkanetkar, "Let Us C", BPB Publications, 13<sup>th</sup> Edn., ISBN-13: 9788183331630, 2012

**Course Projects:** A course project is an independent project carried out by the student during the course period, under the supervision of the course faculty. The course faculty will post a few course project titles on the CourseWeb page. Students are encouraged to come up and experiment with the ideas that interest them.

**Course Learning Outcomes (COs):**

On completion of the course, the students will be able to

**CO1:** develop programs using operators and decision making statements

**CO2:** apply the loops and array operations for logical programming

**CO3:** implement string programs and apply modular programming techniques

**CO4:** develop programs using structures, unions, pointers and files

Course Articulation Matrix (CAM): U18CS107 PROGRAMMING FOR PROBLEM SOLVING USING C LAB															
Course Outcomes		PO1	PO2	PO3	PO4	PO5	PO6	PO7	PO8	PO9	PO10	PO11	PO12	PSO1	PSO2
CO1	U18CS107.1	1	1	1	1	-	-	-	1	1	1	-	1	1	2
CO2	U18CS107.2	1	2	2	1	-	-	-	1	1	1	-	1	1	2
CO3	U18CS107.3	1	2	2	1	-	-	-	1	1	1	-	1	1	2
CO4	U18CS107.4	1	2	2	2	1	-	-	1	1	1	-	1	1	2
<b>U18CS107</b>		<b>1</b>	<b>1.75</b>	<b>1.75</b>	<b>1.25</b>	<b>1</b>	<b>-</b>	<b>-</b>	<b>1</b>	<b>1</b>	<b>1</b>	<b>-</b>	<b>1</b>	<b>1</b>	<b>2</b>

## U18PH108 ENGINEERING PHYSICS LABORATORY

**Class:** B.Tech. I- Semester  
B.Tech. II-Semester

**Branch(s):** ME, CSE, IT, CSN, CSE(IoT)  
CE, EEE, ECE, ECI, CSE(AI&ML)

### Teaching Scheme:

L	T	P	C
-	-	2	1

### Examination Scheme:

<b>Continuous Internal Evaluation</b>	40 Marks
<b>End Semester Exam</b>	60 Marks

### Course Learning Objectives (LOs):

This laboratory course will develop students' knowledge in/on...

*LO1: determination of various properties like rigidity modulus, moment of inertia, acceleration due to gravity and other elastic properties from SHMs*

*LO2: determination of the wavelengths, diameters of thin wires, limit of resolution and optical activity with high degree of accuracy from interference, diffraction and polarization phenomena using conventional light*

*LO3: determination of the wavelengths, slit widths with high degree of accuracy from diffraction phenomena using laser light*

*LO4: determination of optical fiber characteristics*

### LIST OF EXPERIMENTS

1. Determination of (a) rigidity modulus of a given wire and (b) moment of inertia of a ring using torsional pendulum
2. Acceleration due to gravity (g) by compound pendulum
3. Determination of force constant of a spiral spring using static method
4. Determination of wavelengths in mercury light using diffraction Grating- Normal incidence method
5. Determination of wavelength of He-Ne laser using reflection grating
6. Resolving power of a telescope
7. Determination of slit width using He-Ne laser
8. Dispersive power of a prism using spectrometer
9. Determination of wavelength of a monochromatic light using Newton's rings
10. Determination of thickness of thin wire using wedge method
11. Determination of specific rotation of sugar solution using Polarimeter (Saccharimeter)
12. Numerical aperture of an optical fiber

### **Laboratory Manual:**

1. *Manual for Engineering Physics Laboratory* prepared by the Department of Physical Sciences/Physics, KITSW

### **Reference Book:**

1. C.V. Madhusudhana Rao and V. Vasanth Kumar, *Engineering Lab Manual*, Scitech publications India Pvt. Ltd, 3/e, 2012.

**Course Learning Outcomes (COs):**

On completion of the course, the students will be able to

*CO1: determine precisely the values of elastic properties, moments of inertia, acceleration due to gravity, etc*

*CO2: assess precise measurements of wavelengths, diameter of thin wires, limit of resolution and optical rotation from light phenomena (Interference, diffraction and polarization)*

*CO3: evaluate the wavelengths, slit widths from diffraction patterns using laser light*

*CO4: estimate the numerical aperture, acceptance angle and fiber losses of optical fibers*

**Course Articulation Matrix (CAM): U18PH108 ENGINEERING PHYSICS LABORATORY**

CO		PO 1	PO 2	PO 3	PO 4	PO 5	PO 6	PO 7	PO 8	PO 9	PO10	PO11	PO12	PSO1	PSO2
CO1	U18PH108.1	1	-	-	3	-	-	2	1	2	1	-	1	1	1
CO2	U18PH108.2	1	-	-	3	-	-	2	1	2	1	-	1	1	1
CO3	U18PH108.3	1	-	-	3	-	-	2	1	2	1	-	1	1	1
CO4	U18PH108.4	2	-	1	3	-	-	2	1	2	1	-	1	1	1
<b>U18PH108</b>		1.25	-	1	3	-	-	2	1	2	1	-	1	1	1

### U18ME109 WORKSHOP PRACTICE

**Class:** B. Tech. I- Semester  
B.Tech. II-Semester

**Branch(s):** ME, CSE, IT, CSN, CSE(IoT)  
CE, EEE, ECE, ECI, CSE(AI&ML)

**Teaching Scheme:**

L	T	P	C
-	-	2	1

**Examination Scheme:**

Continuous Internal Evaluation :	40 marks
End Semester Examination :	60 marks

**Course Learning Objectives (LOs):**

This course will develop students' knowledge in/on...

LO1: tools and development of joints in carpentry

LO2: mould cavity using single and two piece pattern

LO3: tools and development of joints using fitting and plumbing

LO4: principle and operation of arc welding, gas welding and soldering

#### LIST OF EXPERIMENTS

**Carpentry:**

1. Prepare a cross half lap joint
2. Prepare a half lap dovetail joint
3. Prepare mortise and tenon joint

**Foundry:**

1. Prepare a sand mould using single piece pattern-bracket
2. Prepare a sand mould using two piece pattern-dumbbell

**Fitting:**

1. Prepare a square fit.
2. Prepare a half round fit.

**Plumbing:**

1. Prepare a PVC Pipe joint using elbows & tee
2. Prepare a PVC Pipe joint using union & coupling

**Welding:**

1. Prepare a single V – Butt Joint using Arc welding
2. Preparation of pipe joint using gas welding
3. Soldering and de-soldering of Resistor in PCB.

**Laboratory Manual:**

*Workshop Practice Laboratory Manual & Record book* - by the faculty of the department of Mechanical Engineering

**Videos on Workshop Practice Lab experiments:**

*Videos on conduction of workshop practice experiments* - by the faculty of the department of Mechanical Engineering

**Reference:**

1. Hajra Choudhury S.K., Hajra Choudhury A.K. and Nirjhar Roy., *Elements of Workshop Technology*, Media Promoters and publishers Pvt. Ltd, India, Vol-I-2008 & Vol-II-2010.

**Course Learning Outcomes (COs):**

On completion of the course, the student will be able to...

CO1: identify and apply suitable tools to produce cross, half lap, mortise & tenon joints in carpentry trade

CO2: apply basic gating system and produce a mould cavity for single & split pattern

CO3: identify and apply suitable tools to make various joints in fitting & plumbing trade

CO4: adapt suitable welding process and build joints in welding trade

Course Articulation Matrix (CAM): U18ME109/ U18ME209 WORKSHOP PRACTICE															
CO		PO1	PO2	PO3	PO4	PO5	PO6	PO7	PO8	PO9	PO10	PO11	PO12	PSO1	PSO2
CO1	U18ME109.1/ U18ME209.1	2	1	1	-	-	1	-	1	2	1	-	1	1	1
CO2	U18ME109.1/ U18ME209.1	2	1	1	-	-	1	-	1	2	1	-	1	1	1
CO3	U18ME109.1/ U18ME209.1	2	1	1	-	-	1	-	1	2	1	-	1	1	1
CO4	U18ME109.1/ U18ME209.1	2	1	1	-	-	1	-	1	2	1	-	1	1	1
	<b>U18ME109/ U18ME209</b>	2	1	1	-	-	1	-	1	2	1	-	1	1	1

## U18EA110 EAA: SPORTS/YOGA/NSS

**Class:** B. Tech. I -Semester  
B. Tech. II -Semester

**Branch(s):** ME, CSE, IT, CSN, CSE(IoT)  
CE, EEE, ECE, ECI, CSE(AI&ML)

### **Teaching Scheme :**

L	T	P	C
-	-	2	-

### **Examination Scheme :**

Continuous Internal Evaluation	100 Marks
End Semester Examination	-

## I. SPORTS

### **Course Learning objectives (LOs):**

This course will be develop student's knowledge in / on.....

- L01 : *perform and engage in a variety of physical activities*
- L02 : *develop and maintain physical health and fitness through regular participation in physical activities*
- L03 : *demonstrate positive self esteem, mental health and physiological balance through body awareness and control*
- L04 : *exhibit the spirit of fair play, team work and sportsmanship*

### **Activities related to:**

1. Physical Fitness
2. Games & Sports

## II. NATIONAL SERVICE SCHEME (NSS)

### **Course Learning objectives (LOs):**

This course will be develop student's knowledge in / on.....

- L01: *arouse the social consciousness of the students*
- L02 : *provide them with opportunity to work with people in villages and slums*
- L03 : *expose them to the reality of life*
- L04 : *bring about a change in their social perceptions*
- L05 : *develop competence required for responsibility sharing and team work*

### **List of Activities:**

1. Shramadanam
2. Tree Plantation
3. General Medical camps in Villages
4. Awareness on Eye Donation
5. Awareness on "Child Labour and Child Marriages"
6. Awareness programs on " Literacy, Good Health Practices, etc."
7. Safe Riding Program
8. Awareness program on "RTI Act"
9. Awareness on Blood Donation

### **Course Learning Outcomes (COs):**

On completion of the course, the student will be able to..

- CO1: *develop his/her personally through community service rendered*
- CO2 : *apply their education to find solutions to individual and community problems*
- CO3 : *acquire capacity to meet emergencies and natural disasters*
- CO4 : *acquire a democratic attitude, leadership qualities and practice national integration*







DEPARTMENT OF COMPUTER SCIENCE AND ENGINEERING (INTERNET OF THINGS)  
KAKATIYA INSTITUTE OF TECHNOLOGY & SCIENCE:: WARANGAL - 15  
(An Autonomous Institute under Kakatiya University, Warangal)

URR-18R22

SCHEME OF INSTRUCTION & EVALUATION (Applicable from B21 batch)  
II-SEMESTER OF 4-YEAR B.TECH DEGREE PROGRAM

[5Th+2P+2MC]

Sl. No	Category	Course Code	Course Title	Periods/week				Credits	Evaluation scheme				
				L	T	P	C		CIE		ESE		Total Marks
									TA	MSE	Total	Total	
1	BSC	U18MH201	Engineering Mathematics - II	3	1	-	4	10	30	40	60	100	
2	ESC	U18CS202R1	Data Structures through C	3	-	-	3	10	30	40	60	100	
3	BSC	U18CH203	Engineering Chemistry	3	1	-	4	10	30	40	60	100	
4	ESC	U18ME204	Engineering Drawing	2	-	4	4	10	30	40	60	100	
5	ESC	U18CE205	Engineering Mechanics	3	1	-	4	10	30	40	60	100	
6	ESC	U18CS207RR1	Data Structures through C Laboratory	-	-	2	1	40	-	40	60	100	
7	BSC	U18CH208	Engineering Chemistry Laboratory	-	-	2	1	40	-	40	60	100	
8	MC	U18CH209	Environmental Studies*	2	-	-	-	10	30	40	60	100	
9	MC	U18EA210	EAA : Sports/Yoga/NSS*	-	-	2	-	100	-	100	-	100	
<b>Total:</b>				<b>16</b>	<b>3</b>	<b>10</b>	<b>21</b>	<b>240</b>	<b>180</b>	<b>420</b>	<b>480</b>	<b>900</b>	

[L= Lecture, T = Tutorials, P = Practical & C = Credits] EAA: Extra Academic Activity \* indicates mandatory non-credit course

Total Contact Periods/Week : 29 Total Credits : 21 Stream-I: ME, CSE, IT, CSN, CSO Stream-II: CE, EIE, EEE, ECE, ECI, CSM

**Internships:** All students should plan for mandatory 6-8 weeks internship, from end of II semester to commencement of VII semester at industry/R&D organizations/industries of national importance (IITs/IITs/NITs). As part of Internship Evaluation in VII Semester, students are expected to submit a well-documented internship report and give an informative PPT presentation in VII semester



## U18MH201 ENGINEERING MATHEMATICS- II

**Class:** B.Tech. II-Semester

**Branch(s):** ME, CSE, IT, CSN, CSE(IoT)  
CE, EEE, ECE, ECI, CSE(AI&ML)

**Teaching Scheme:**

L	T	P	C
3	1	-	4

**Examination Scheme:**

Continuous Internal Evaluation	40 marks
End Semester Exam	60 marks

### **Course Learning Objectives (LOs):**

This course will develop students' knowledge on /in

*LO1: various methods of solving system of linear equations and eigen value problems*

*LO2: double integral, triple integral and their applications.*

*LO3: vector differential calculus with few engineering applications.*

*LO4: integration of vector valued functions with few engineering applications*

### **UNIT-I (9+3)**

**Matrices:** Elementary transformations on a matrix. To find inverse of a matrix using elementary transformations- Rank of matrix, Normal form of a matrix, Solution of system of homogenous and non homogeneous linear equations, Linear dependence and independence of vectors.

Eigen values and Eigen vectors of a matrix- Cayley Hamilton's theorem, Reduction of a matrix to diagonal form, Reduction of a quadratic form to canonical form.

### **UNIT-II (9+3)**

**Multiple Integrals and Applications:** Double integral, change of order of integration, Double integration in polar coordinates, Triple integrals, Applications: Area enclosed by plane curves, Volumes of solids, Calculation of mass, Center of gravity, Moment of Inertia of plane lamina.

Beta and Gamma functions and their relations. Evaluation of improper integrals in terms of Beta and Gamma functions.

### **UNIT-III (9+3)**

**Vector Differential Calculus:** Vector functions - Derivative of a vector function of a scalar variable, Velocity and acceleration, Curves in Space, Tangent, Principal normal, Binormal, Curvature, Torsion of a given curve and Frenet -Serret Formulae.

Scalar and vector point functions, Vector operators - Gradient of a scalar field, Directional derivative, angle between two surfaces.

Divergence of a vector field, Curl of a vector field and their physical interpretations. Irrotational fields & Solenoidal fields. to find scalar potential of a conservative vector field.

### **UNIT-IV (9+3)**

**Vector Integration:** Integration of vector valued functions of a scalar variable, Application to find velocity and displacement of a particle. Line integral of scalar point and vector point functions, Applications: Work done by a force, Circulation; Surface Integral & Volume integral.

Green's theorem in plane, and area of a plane region using Green's theorem. Stokes theorem & Gauss divergence theorems (without proof)

### **Text Books:**

[1] Grewal, B.S., Higher Engineering Mathematics, 43/e, Delhi, Khanna Publishers ,2014.

### **Reference Books:**

[1] Kreyszig E, Advanced Engineering Mathematics, 9<sup>th</sup> edition, Inc, U.K, John Wiley & sons, 2013.

[2] Spiegel M., Vector Analysis -Schaum Series", McGraw Hill

[3] S.S. Sastry, Engineering Mathematics 3/e, Vol.II, Prentice Hall of India,2014

**Course Research Paper (CRP):** Research papers (Indexed journal/conference papers) relevant to the course content will be posted by the course faculty on the CourseWeb page. Students have to write a two-page summary of CRP and submit it as part of a special assignment.

**Course Patent (CP):** Patents relevant to the course content will be posted by the course faculty on the CourseWeb page. Students have to write a two-page summary on CP and submit it as part of a special assignment.

**Course Projects:** A course project is an independent project carried out by the student during the course period, under the supervision of the course faculty. The course faculty will post a few course project titles on the CourseWeb page. Students are encouraged to come up and experiment with the ideas that interest them.

**Course Learning Outcomes (COs):**

On completion of this course, students will be able to...

CO1: demonstrate matrix theory in solving system of linear equations and Eigen value problems

CO2: apply basic concepts of multiple integrals in evaluating physical quantities of real life engineering problems

CO3: apply differential operators on vector and scalar point functions and their few applications in the field of engineering

CO4: solve line, surface, volume integrals and correlate these with applications of Green, Stoke and Gauss divergence theorems

<b>Course Articulation Matrix (CAM): U18 MH201 ENGINEERING MATHEMATICS- II</b>															
CO		P01	P02	P03	P04	P05	P06	P07	P08	P09	P010	P011	P012	PS01	PS02
<b>CO1</b>	U18MH201.1	3	2	1	--	--	--	--	1	--	1	--	1	1	1
<b>CO2</b>	U18MH201.2	3	3	2	--	--	--	--	1	--	1	--	1	1	1
<b>CO3</b>	U18MH201.3	3	2	2	--	--	--	--	1	--	1	--	1	1	1
<b>CO4</b>	U18MH201.4	3	2	2	--	--	--	--	1	--	1	--	1	-	-
<b>U18MH201</b>		<b>3</b>	<b>2.25</b>	<b>1.75</b>	--	--	--	--	<b>1</b>	--	<b>1</b>	--	<b>1</b>	<b>1</b>	<b>1</b>

## U18CS202R1 DATA STRUCTURES THROUGH C

**Class:** B. Tech II-Semester

**Branch(s):** ME, CSE, IT, CSN, CSE(IoT)  
CE, EEE, ECE, ECI, CSE(AI&ML)

Teaching Scheme :			
L	T	P	C
3	-	-	3

Examination Scheme:	
Continuous Internal Evaluation	40 marks
End Semester Examination	60 marks

### Course Learning Objectives(LOs):

This course will develop students' knowledge in/on

LO1: fundamentals data structures and their implementation with arrays

LO2: representation of data structures using stacks and various forms of queues

LO3: representing the data using linked lists

LO4: various sorting techniques on the given data and representing different hashing techniques

### UNIT – I (9+3)

**Introduction to Data Structures:** Basic terminology, classification of data structures, operations on data structures, time and space complexity

**Arrays:** Operations on arrays-traversing an array, inserting an element in an array, deleting an element from an array, searching an element using linear search & binary search and their time complexities; sparse matrix representation.

**Dynamic Memory Allocation:** Memory allocation functions, dynamic memory allocation for single and two dimensional arrays

### UNIT – II (9+3)

**Stacks:** Introduction to stacks, array representation of stacks, operations on a stack-push and pop; Multiple stacks, applications of stacks-recursion, fibonacci series, tower of hanoi, evaluation of expressions (infix to postfix conversion, evaluation of postfix expression)

**Queues:** Introduction to queues, array representation of queues, circular queues, dequeues, priority queues

### UNIT - III (9+3)

**Linked Lists:** Basic terminologies, linked list versus arrays, memory allocation and de-allocation for a linked list, singly linked list with header, circular linked lists with header, doubly linked lists with header, circular doubly linked lists with header (linked list operations: traversing, searching, inserting, deleting, reversing, concatenation); XOR-Linked List, skip list, representing stack and queue using linked list. Time Complexities of the above linked list operations.

### UNIT – IV (9+3)

**Sorting Techniques:** bubble sort, selection sort, insertion sort, shell sort and radix sort; time complexities of above sorting techniques.

**Hashing:** Hashing techniques, collision resolution techniques, closed hashing, open hashing, comparison of collision resolution techniques

#### **Textbook:**

1. Debasis Samanta, "Classic Data Structures", Prentice Hall India, 2nd Edn., ISBN-13: 978-81 203- 3731-2, 2009.

#### **Reference Books:**

1. Reema Thareja, "Data Structures Using C", Oxford University Press, 2nd Edn., ISBN-13: 978-0 19-809930-7, 2014.

2. E Balagurusamy, "Data Structure Using C", McGraw Hill Education, 1st Edn., ISBN-13: 978 125- 902-9547, 2017.

3. Richard F. Gilberg and Behrouz A. Forouzan, "Data Structures: A Pseudocode Approach with C", Cengage Learning, 2nd Edn., ISBN-13: 9788131503140, 2007.

**Course Research Papers (CRP):** Research papers (Indexed journal/conference papers) relevant to the course content by the course faculty in CourseWeb page. Students have to write a two-page summary on CRP and submit as part of special assignment.

**Course Patents (CP):** Patents relevant to the course content will be posted by the course faculty in Course Web page. Students have to write a two-page summary on CP and submit as part of special assignment.

**Course Projects:** Course project is an independent project carried out by the student during the course period, the supervision of course faculty. Course faculty will post few course projects titles in Course Webpage. Students are encouraged to come up and experiment with the ideas that interest them

**Course Learning Outcomes (COs):**  
 On completion of this course, students' will be able to  
 CO1: *implement programs using static & dynamic arrays for performing different manipulations on homogeneous data*  
 CO2: *apply the linear data structures such as stacks and queues in manipulating the data with LIFO or FIFO order.*  
 CO3: *organize and retrieve the data through various linked list representations in non-contiguous memory storing*  
 CO4: *apply different sorting techniques on unsorted data and able to store the data using hashing techniques to retrieve the data very effectively*

Course Articulation Matrix (CAM): U18CS202R1 DATA STRUCTURES THROUGH C															
Course Outcomes		PO1	PO2	PO3	PO4	PO5	PO6	PO7	PO8	PO9	PO10	PO11	PO12	PSO1	PSO2
CO1	U18CS202.1	2	2	2	2	1	1	-	1	1	1	-	1	1	2
CO2	U18CS202.2	2	2	2	2	1	1	-	1	1	1	-	1	1	2
CO3	U18CS202.3	2	2	2	2	1	1	-	1	1	1	-	1	1	2
CO4	U18CS202.4	2	2	2	2	1	1	-	1	1	1	-	1	1	2
	U18CS202	2	2	2	2	1	1	-	1	1	1	-	1	1	2

## U18CH203 ENGINEERING CHEMISTRY

**Class:** B.Tech. I–Semester  
B.Tech. II-Semester

**Branch(s):** ME, CSE, IT, CSN, CSE(IoT)  
CE, EEE, ECE, ECI, CSE(AI&ML)

**Teaching Scheme:**

L	T	P	C
3	1	-	4

**Examination Scheme:**

Continuous Internal Evaluation	40 Marks
End Semester Examination	60 Marks

**Course Learning Objectives (LOs):**

This course will develop students' knowledge in/on...

*LO1: fundamental concepts of electrochemistry, electrochemical cells*

*LO2: corrosion science, phase rule application to various equilibria, I/C engine fuels.*

*LO3: basic spectroscopic techniques of chemical analysis, water analysis and treatment*

*LO4: basic concepts of organic chemistry, polymerization reactions, versatile applications of polymers*

### UNIT-I (9+3)

**Electrochemistry:** Specific conductance, equivalent conductance, effect of dilution, Conductometric titrations - acid base titrations, their advantages over conventional methods, Electrode potential, Nernst equation, Electrochemical series and its applications, Calomel electrode, Determination of pH using quinhydrone electrode, hydrogen electrode, Potentiometric titrations (acid base titrations), Commercial cells- Lead-acid storage cell, Fuel cells-Hydrogen-oxygen fuel cell.

### UNIT-II (9+3)

**Corrosion:** Introduction-corrosion by pure chemical reaction (dry corrosion), Electrochemical corrosion (wet corrosion), Factors influencing corrosion, Prevention methods of corrosion - cathodic protection, hot dipping methods (galvanizing, tinning), cladding, electroplating.

**Phase rule:** Description of the terms-phase, component and degrees of freedom, Gibbs phase rule equation, Application of the phase rule to one-component system (water system), two-component system (silver-lead system), Pattinson's process for desilverisation of lead.

**Fuels:** Characteristics of fuels for internal combustion engines, Knocking, Octane number, Cetane number, Compressed natural gas (CNG), Power alcohol.

### UNIT-III (9+3)

**Introduction to Methods of Chemical Analysis:** Introduction to spectroscopy- Microwave spectra- theory, Application of microwave spectra in the determination of bond length of a diatomic molecule; Infra-red spectra, theory, Applications- calculation of force constant and identification of functional groups in organic compounds, Lambert-Beer's law and its applications.

**Water Analysis and Treatment:** Hardness of water, Determination of hardness of water by using EDTA, Determination of alkalinity, Determination of fluoride by spectrophotometry, Determination of dissolved oxygen, biochemical oxygen demand, chemical oxygen demand, Softening of water by ion-exchange process, Desalination of brackish water- Reverse osmosis, Electrodialysis



#### UNIT-IV (9+3)

**Organic Chemistry:** Fission of a covalent bond, Types of electronic effects- inductive effect, mesomeric effect, Reaction intermediates, their stabilities, Types of reagents- electrophilic, nucleophilic reagents, Mechanisms of nucleophilic substitution(SN<sup>1</sup> and SN<sup>2</sup>), addition (electrophilic, nucleophilic and free radical) reactions.

**Polymers:** Introduction -Types of polymerization reactions-addition, condensation, Mechanism of free radical, cationic and anionic addition polymerization, Thermo-setting and thermo plastic resins, Conducting polymers and their applications.

#### Text Books:

1. Jain and Jain, *Engineering Chemistry*, 16th ed. Dhanpat Rai Publishing Company, 2012.

#### Reference Books:

1. J.C.Kuriacose and J.Rajaram, *Chemistry in Engineering and Technology(vol.I & vol.II)*, Tata Mc. Graw-Hills Education Pvt. Ltd., 2010.
2. Shashi Chawla, *Text book of Engineering Chemistry*, 3rd ed., Dhanpat Rai Publishers, 2003.
3. S.S. Dara, S S. Umare, *A Text book of Engineering Chemistry*, 12th ed., S.Chand & Company Ltd., 2010.

**Course Research Paper (CRP):** Research papers (Indexed journal/conference papers) relevant to the course content will be posted by the course faculty on the CourseWeb page. Students have to write a two-page summary of CRP and submit it as part of a special assignment.

**Course Patent (CP):** Patents relevant to the course content will be posted by the course faculty on the CourseWeb page. Students have to write a two-page summary on CP and submit it as part of a special assignment.

**Course Projects:** A course project is an independent project carried out by the student during the course period, under the supervision of the course faculty. The course faculty will post a few course project titles on the CourseWeb page. Students are encouraged to come up and experiment with the ideas that interest them.

#### Course Learning Outcomes(COs):

On completion of this course, students will be able to ...

CO1: discuss the concepts of electro chemistry and electrochemical cells

CO2: apply the materials in the field of engineering and phase rule in the study of material science, select suitable fuels for I/C engines.

CO3: determine molecular parameters using spectroscopic techniques and quality parameters of water sample, discuss softening methods of hard water.

CO4: appraise the concepts of organic chemistry, polymerization reactions and applications of polymers.

Course Articulation Matrix (CAM): U18CH203 ENGINEERING CHEMISTRY															
CO		PO1	PO2	PO3	PO4	PO5	PO6	PO7	PO8	PO9	PO10	PO11	PO12	PSO1	PSO2
CO1	U18CH203.1	2	2	1	1	1	-	1	1	1	1	-	1	1	1
CO2	U18CH203.2	2	1	2	2	-	1	1	1	2	1	-	1	2	1
CO3	U18CH203.3	2	1	1	2	-	1	-	1	2	1	-	1	1	1
CO4	U18CH203.4	1	-	1	2	-	1	-	1	2	1	-	1	2	1
U18CH203		1.75	1.33	1.25	1.75	1.00	1	1	1	1.75	1	-	1	1.5	1

## U18ME204 ENGINEERING DRAWING

**Class:** B. Tech. I- Semester  
B.Tech. II-Semester

**Branch(s):** ME, CSE, IT, CSN, CSE(IoT)  
CE, EEE, ECE, ECI, CSE(AI&ML)

### Teaching Scheme:

L	T	P	C
2	-	4	4

### Examination Scheme:

Continuous Internal Evaluation	:	40 marks
End Semester Exam	:	60 marks

### Course Learning Objectives (LOs):

This course will develop students' knowledge in/on...

*LO1: projections of points and straight lines-I*

*LO2: projections of straight lines-II and planes*

*LO3: projections of solids and sections of solids*

*LO4: isometric and orthographic projections*

### UNIT – I (6+12)

**Introduction:** Importance of Engineering Drawing, instruments- uses; Layout of drawing sheets, Types of Lines, Lettering and dimensioning, Construction of regular polygons **Projection of Points:** Introduction to orthographic projections-Vertical Plane, Horizontal plane; Views-Front view, Top view and Side view; Projection of Points-different quadrants

**Projection of Straight lines - I:** Line parallel to both the planes, Line parallel to one plane and perpendicular to the other reference plane, Line parallel to one plane and inclined to the other reference plane

### UNIT – II (6+12)

**Projection of Straight Lines – II:** Line- inclined to both the planes and Traces

**Projection of Planes:** Planes - Perpendicular and Oblique planes; Projections of planes - parallel to one of the reference planes, inclined to one of the reference plane and perpendicular to the other; Projections of oblique planes

### UNIT – III (6+12)

**Projection of Solids:** Types-prisms, pyramids, cylinder and cone; Simple Positions-axis parallel to a reference plane and perpendicular to the other plane, axis parallel to one plane and inclined to other reference plane; axis inclined to both the reference planes

**Sections of Solids:** Types-prisms and pyramids; Section planes, Sectional views and true shape of a section

### UNIT – IV (6+12)

**Orthographic projections:** Conversion of isometric views into orthographic views

**Isometric Projections:** Isometric axis, Isometric Planes, Isometric View, Isometric projection, Construction of isometric view from orthographic views

**AutoCAD:** Introduction to AutoCAD, DRAW tools, MODIFY tools, TEXT, DIMENSION, PROPERTIES tool bar, Standard tool bars, LAYERS; drawing of orthographic and isometric projections in AutoCAD.

**Textbook:**

- [1] Bhatt N.D., *Elementary Engineering Drawing*, Anand: Charotar Publishing House India, 2017.

**Reference Books:**

- [1] Dhananjay A Jolhe, *Engineering Drawing*, Tata Mc Graw- hill, 2008.  
 [2] Venugopal K., *Engineering Graphics with Auto CAD*, Hyderabad: New Age International Publishers Ltd., 2012.  
 [3] W J Luzadder and J M Duff, *Fundamentals of Engineering Drawing*, Prentice-Hall of India, 1995.

**Course Research Paper (CRP):** Research papers (Indexed journal/conference papers) relevant to the course content will be posted by the course faculty on the CourseWeb page. Students have to write a two-page summary of CRP and submit it as part of a special assignment.

**Course Patent (CP):** Patents relevant to the course content will be posted by the course faculty on the CourseWeb page. Students have to write a two-page summary on CP and submit it as part of a special assignment.

**Course Projects:** A course project is an independent project carried out by the student during the course period, under the supervision of the course faculty. The course faculty will post a few course project titles on the CourseWeb page. Students are encouraged to come up and experiment with the ideas that interest them.

<p><b>Course Outcomes (COs):</b>  <b>On completion of this course, students will be able to...</b>  <i>CO1: develop projections of points &amp; straight lines-I.</i>  <i>CO2: develop projections of straight lines-II &amp; planes.</i>  <i>CO3: construct projection of solids and analyze internal details of an object through sectional views.</i>  <i>CO4: construct 2D orthographic views from 3D isometric views and develop 3D isometric views from 2D views.</i></p>
---

<b>Course Articulation Matrix (CAM): U18ME204 ENGINEERING DRAWING</b>															
<b>CO</b>		<b>PO1</b>	<b>PO2</b>	<b>PO3</b>	<b>PO4</b>	<b>PO5</b>	<b>PO6</b>	<b>PO7</b>	<b>PO8</b>	<b>PO9</b>	<b>PO10</b>	<b>PO11</b>	<b>PO12</b>	<b>PSO1</b>	<b>PSO2</b>
CO1	U18ME204.1	2	1	1	-	-	-	-	1	-	1	-	1	-	-
CO2	U18ME204.2	2	1	1	-	-	-	-	1	-	1	-	1	-	-
CO3	U18ME204.3	2	1	1	-	-	-	-	1	-	1	-	1	2	2
CO4	U18ME204.4	2	1	1	-	1	-	-	1	-	1	-	1	2	2
<b>U18ME204</b>		<b>2</b>	<b>1</b>	<b>1</b>	<b>-</b>	<b>1</b>	<b>-</b>	<b>-</b>	<b>1</b>	<b>-</b>	<b>1</b>	<b>-</b>	<b>1</b>	<b>2</b>	<b>2</b>

## U18CE205 ENGINEERING MECHANICS

**Class:** B.Tech. I-Semester  
B.Tech. II-Semester

**Branch(s):** ME, CSE, IT, CSN, CSE(IoT)  
CE, EEE, ECE, ECI, CSE(AI&ML)

**Teaching Scheme:**

L	T	P	C
3	1	-	4

**Examination Scheme:**

Continuous Internal Evaluation	40 marks
End Semester Exam	60 marks

**Course Learning Objectives (LOs):**

This course will develop students' knowledge on/in...

*LO1: force systems and their applications*

*LO2: concepts and application of friction, analysis of plane trusses*

*LO3: centroid and moment of inertia of geometric and composite areas*

*LO4: dynamics of a particle and its applications*

### UNIT - I (9+3)

**Laws of Mechanics:** Parallelogram law of forces, triangle law of forces, Newton's law of gravitation, law of superposition and transmissibility of forces.

**Force Systems:** Types of forces, co-planar, concurrent and parallel forces, moment and couple, free body diagram, resultant of force systems, resolution of forces, composition of forces, equilibrium equations of forces, Lami's theorem, Varignon's theorem, moment equilibrium equations, types of supports, beams and loadings, statically determinate structures, resultant and equilibrium of general force system.

### UNIT -II (9+3)

**Friction:** Introduction, classification, laws of friction, coefficient of friction, angle of friction, ladder friction and wedge friction.

**Plane Trusses:** Rigid truss, stability and determinacy conditions, basic assumptions for a perfect truss, analysis of trusses by method of joints and method of sections of a cantilever and simply supported statically determinate pin-jointed trusses.

### UNIT- III (9+3)

**Centroid:** Centroid of one dimensional figures, centroid of simple figures from first principles, centroid of composite sections.

**Moment of Inertia:** Moment of inertia of plane sections from first principles, theorems of moment of inertia – parallel axis theorem and perpendicular axis theorem, moment of inertia of standard sections and composite sections.

### UNIT - IV (9+3)

**Kinematics:** Introduction to dynamics, rectilinear motion of a particle – displacement, velocity and acceleration, motion with uniform acceleration and motion with variable acceleration, curvilinear motion- rectangular components, components, acceleration of normal and tangential acceleration, projectile motion.

**Kinetics:** Rectilinear motion-equations of rectilinear motion, equations of dynamic equilibrium, D'Alembert's principle, curvilinear motion-equations of motion in rectangular components, tangential and normal components, equations of dynamic equilibrium, applications of work-energy, impulse –momentum principles of rectilinear motion and curvilinear motion.

**Text Books:**

1. Tayal A.K., *Engineering Mechanics: Statics and Dynamics*, 14th ed. New Delhi: Umesh Publishers, 2014.

**Reference Books:**

1. Timoshenko S., Young D.H., Rao J.V., and Sukumar Pati, *Engineering Mechanics in SI units*, 5th ed. New Delhi: McGraw Hill Education Pvt. Ltd., 2013.
2. Vijaya Kumar Reddy K., Suresh Kumar J. *Singer's, Engineering Mechanics Statics and Dynamics*, 3rd ed. (SI Units), 8th Reprint, New Delhi: BS Publications / BSP Books, 2014.
3. Bhavikatti S.S., *Engineering Mechanics*, 4th ed. New Delhi: New Age International, 2013 (reprint).
4. Basudeb Bhattacharyya, *Engineering Mechanics*, 9th ed. New Delhi: Oxford University Press, 2013.

**Course Research Paper (CRP):** Research papers (Indexed journal/conference papers) relevant to the course content will be posted by the course faculty on the CourseWeb page. Students have to write a two-page summary of CRP and submit it as part of a special assignment.

**Course Patent (CP):** Patents relevant to the course content will be posted by the course faculty on the CourseWeb page. Students have to write a two-page summary on CP and submit it as part of a special assignment.

**Course Projects:** A course project is an independent project carried out by the student during the course period, under the supervision of the course faculty. The course faculty will post a few course project titles on the CourseWeb page. Students are encouraged to come up and experiment with the ideas that interest them.

**Course Learning Outcomes (COs):**

On completion of this course, the student will be able to...

CO1: articulate various force systems and their applications

CO2: demonstrate concepts of friction and analyze plane trusses

CO3: calculate centroid and moment of inertia of geometric and composite areas

CO4: analyze dynamics of a particle and its applications

<b>Course Articulation Matrix (CAM): U18CE205 ENGINEERING MECHANICS</b>															
CO		PO1	PO2	PO3	PO4	PO5	PO6	PO7	PO8	PO9	PO10	PO11	PO12	PSO1	PSO2
CO1	U18CE205.1	1	2	-	-	-	-	-	1	-	1	-	1	2	1
CO2	U18CE205.2	1	2	-	-	-	-	-	1	-	1	-	1	2	1
CO3	U18CE205.3	1	2	-	-	-	-	-	1	-	1	-	1	2	1
CO4	U18CE205.4	1	2	-	-	-	-	-	1	-	1	-	1	2	1
<b>U18CE205</b>		<b>1</b>	<b>2</b>	<b>-</b>	<b>-</b>	<b>-</b>	<b>-</b>	<b>-</b>	<b>1</b>	<b>-</b>	<b>1</b>	<b>-</b>	<b>1</b>	<b>2</b>	<b>1</b>

## U18CS207R1 DATA STRUCTURES THROUGH 'C' LABORATORY

**Class:** B. Tech II-Semester

**Branch(s):** ME, CSE, IT, CSN, CSE(IoT)  
CE, EEE, ECE, ECI, CSE(AI&ML)

### Teaching Scheme:

L	T	P	C
-	-	2	1

### Examination Scheme:

Continuous Internal Evaluation	40 marks
End Semester Examination	60 marks

### Course Learning Objectives(LOs):

This course will develop student's knowledge in/on

*LO1: implementing array operations*

*LO2: organizing the data using stacks and queues*

*LO3: memory and data management using linked list*

*LO4: different types of sorting techniques*

### List of Experiments

#### Experiment-I

1. Program to implement initialization of array and perform traversal operations in both the directions
2. Program to implement searching operation on array using Linear Search
3. Program to display the count of occurrences of every number in an array

#### Experiment-II

4. Program to implement searching operation on array using Binary Search
5. Program to implement insertion operation on array
6. Program to implement deletion operations on array

#### Experiment-III

7. Program to represent and display the sparse matrix
8. Program to implement initialization of arrays and traversal operation with DMA
9. Program to implement matrix addition and subtraction with DMA

#### Experiment-IV

10. Program to implement matrix multiplication with DMA
11. Program to implement stack operations
12. Program to convert infix expression into postfix

#### Experiment-V

13. Program to evaluate given postfix expression
14. Program to define recursive function to solve tower of hanoi puzzle
15. Program to display the Fibonacci series with the help of recursive function
16. Program to implement MultiStack

#### Experiment-VI

17. Program to implement queue operations using arrays
18. Program to implement circular queue operations using arrays
19. Program to implement double ended queue operations using arrays

#### Experiment-VII

20. Program to implement priority queues
21. Program to create single linked list with header and implement its operations

**Note:- Linked list Operations:** i) traversing ii) inserting iii) deleting iv) searching v) reversing vi) concatenation

**Experiment-VIII**

- 22. Program to create circular linked list with header and implement its operations
- 23. Program to create double linked list with header and implement its operations

**Experiment-IX**

- 24. Program to create circular double linked list with header and implement its operations
- 25. Program to implement stack operations using linked list
- 26. Program to implement queue operations using linked list

**Experiment-X**

- 27. Program to implement XOR linked list with insertion and traversal operations
- 28. Program to implement bubble sort

**Experiment-XI**

- 29. Program to implement selection sort
- 30. Program to implement insertion sort

**Experiment-XII**

- 31. Program to implement shell sort
- 32. Program to implement radix sort
- 33. Program to implement hash table.

**Laboratory Manual:**

[1] Data Structures through C laboratory manual, prepared by faculty of Dept. of Computer Science & Engineering.

**Reference Books:**

- [1] Debasis Samanta, "Classic Data Structures", Prentice Hall India, 2nd Edn., ISBN-13:978-81-203-3731- 2,2009.
- [2] Reema Thareja, "Data Structures Using C", Oxford University Press, 2nd Edn., ISBN-13: 978-0-19-809930- 7, 2014.
- [3] E.Balagurusamy, "Programming in ANSI-C", Tata McGraw Hill, 6th Edn., ISBN-13: 978-1-25-90046-2, 2012.

<b>Course Learning Outcomes (COs):</b>	
On completion of this course, students' will be able to	
CO1: apply the concepts of static & dynamic arrays to performing different manipulations on homogeneous data	
CO2: apply the linear data structures such as stacks and queues in manipulating the data with LIFO or FIFO order.	
CO3: apply various linked list representations in non-contiguous memory allocation for organizing and retrieving the data effectively	
CO4: apply different sorting techniques on unsorted data and able to store the data using hashing techniques to retrieve the data very effectively	

<b>Course Articulation Matrix (CAM): U18CS207R1 DATA STRUCTURES THROUGH C</b>														
Course Outcomes	PO1	PO2	PO3	PO4	PO5	PO6	PO7	PO8	PO9	PO10	PO11	PO12	PSO1	PSO2
CO1	U18CS207.1	2	2	2	2	1	1	-	1	1	1	-	1	2
CO2	U18CS207.2	2	2	2	2	1	1	-	1	1	1	-	1	2
CO3	U18CS207.3	2	2	2	2	1	1	-	1	1	1	-	1	2
CO4	U18CS207.4	2	2	2	2	1	1	-	1	1	1	-	1	2
	U18CS207	2	2	2	2	1	1	-	1	1	1	-	1	2

## U18CH208 ENGINEERING CHEMISTRY LABORATORY

**Class:** B.Tech. I -Semester

B.Tech. II -Semester

**Branch(s):** ME, CSE, IT, CSN, CSE(IoT)

CE, EEE, ECE, ECI, CSE(AI&ML)

**Teaching Scheme:**

L	T	P	C
-	-	2	1

**Examination Scheme:**

Continuous Internal Evaluation	40 Marks
End Semester Examination	60 Marks

### **Course Learning Objectives (LOs):**

This course will develop students knowledge in /on..

*LO1: water analysis techniques*

*LO2: determination of metals from their ores, concepts of adsorption*

*LO3: instrumentation methods of chemical analysis*

*LO4: saponification/acid value of an oil*

### **LIST OF EXPERIMENTS**

1. Determination of alkalinity of test sample of water
2. Estimation of available chlorine in test sample of bleaching powder
3. Determination of hardness of water by using complexometric method
4. Determination of calcium in lime stone / dolomite
5. Estimation of cupric ions in the test solution
6. Adsorption of an acid on charcoal -applicability of adsorption isotherm
7. Synthesis of a polymer
8. Conductometric titrations
9. Potentiometric titrations
10. Colorimetric analysis-verification of Lambert-Beer's law
11. Estimation of metal ion using ion-exchange resin
12. Determination of saponification / acid value of an oil

### **Laboratory Manual:**

1. *Manual for Engineering Chemistry Laboratory* prepared by the Department of Physical Sciences /Chemistry, KITSW

### **Course Learning Outcomes (COs):**

On completion of this course, students will be able to...

*CO1: determine water quality parameters - alkalinity, hardness*

*CO2: assess metals present in their ores, apply Freundlich adsorption isotherm*

*CO3: handle analytical instruments for chemical analysis*

*CO4: measure saponification /acid value of an oil*



<b>Course Articulation Matrix (CAM): U18CH208 ENGINEERING CHEMISTRY LABORATORY</b>															
<b>CO</b>		<b>P01</b>	<b>P02</b>	<b>P03</b>	<b>P04</b>	<b>P05</b>	<b>P06</b>	<b>P07</b>	<b>P08</b>	<b>P09</b>	<b>P010</b>	<b>P011</b>	<b>P012</b>	<b>PS01</b>	<b>PS02</b>
C01	U18CH208.1	2	-	1	3	-	1	2	1	2	1	-	1	1	-
C02	U18CH208.2	2	-	1	3	-	-	2	1	2	1	-	1	1	-
C03	U18CH208.3	2	-	1	3	-	-	3	1	2	1	-	1	1	1
C04	U18CH208.4	2	-	1	3	-	-	1	1	2	1	-	1	1	1
<b>U18CH208</b>		2	-	1	3	-	1	2	1	2	1	-	1	1	1

## U18CH209 ENVIRONMENTAL STUDIES

**Class:** B.Tech. I -Semester  
B.Tech. II -Semester

**Branch(s):** ME, CSE, IT, CSN, CSE(IoT)  
CE, EEE, ECE, ECI, CSE(AI&ML)

### Teaching Scheme

L	T	P	C
2	-	-	-

### Examination Scheme:

Continuous Internal Evaluation	40 Marks
End Semester Examination	60 Marks

### Course Learning objectives (LOs):

This course will develop students' knowledge in/on...

*LO1: necessity to use natural resources more equitably*

*LO2 : concepts of ecosystem and the importance of biodiversity conservation*

*LO3 : causes, effects and control measures of various environmental issues*

*LO4 : issues involved in enforcement of environmental legislation*

### UNIT-I(6)

**Introduction** - The multidisciplinary nature of environmental studies - definition, scope and importance.

**Natural Resources: Forest Resources** - Use and over-exploitation of forests, deforestation, timber extraction, mining, dams - their effects on forests and tribal people; **Water Resources** - Use and over-utilization of surface and ground water, floods, drought, conflicts over water; **Mineral Resources** - Environmental effects of extracting and using mineral resources; **Agricultural Land** - Land as a resource, land degradation, soil erosion and desertification; **Food Resources** - World food problems, effects of modern agriculture, fertilizer-pesticide problems, water logging and salinity; **Energy Resources** - Renewable and non-renewable energy sources, use of alternate energy sources.

### UNIT-II(6)

**Ecosystem and Biodiversity: Ecosystem** - Concepts of an ecosystem, food chain, food webs, ecological pyramids, energy flow in the ecosystem and ecological succession;

**Biodiversity and its Conservation** - Introduction, definition, genetic, species and ecosystem diversity, value of biodiversity, biodiversity in India, hot spots of biodiversity, man-wildlife conflicts, endangered and endemic species of India, in-situ and ex-situ conservation.

### UNIT-III(6)

**Environmental Pollution:** Global climatic change, green house gases, effects of global warming, ozone layer depletion; International conventions/protocols - Earth summit, Kyoto protocol and Montreal protocol; causes and effects of air, water, soil, marine and noise pollution with case studies; solid and hazardous waste management, effects of urban industrial and nuclear waste; natural disaster management - flood, earthquake, cyclone and landslides.

### UNIT-IV(6)

**Social Issues and the Environment: Role of Individual and Society** - Role of individual in prevention of pollution, water conservation, Rain water harvesting and watershed management; **Environmental Protection / Control Acts** - Air (Prevention and control of Pollution) Act- 1981, water (Prevention and Control of Pollution ) Act-1974, water Pollution Cess Act-1977, Forest conservation Act (1980 and 1992), wildlife Protection Act 1972 and environment protection Act 1986, issues involved in enforcement of environmental legislations; **Human Population and Environment** - Population growth, family welfare programmes, women and child welfare programmes, role of information technology in environment and human health.

**Text Book:**

1. Erach Bharucha, *Text Book of Environmental Studies for Under Graduate Courses*, 2nd ed. Universities Press (India) Pvt. Ltd, 2013.

**Reference Books:**

1. Y. Anjaneyulu, *Introduction to Environmental Science*, B.S. Publications, 2004.
2. Gilbert M. Masters, *Introduction to Environmental Engineering & Science*, 3rd ed. Prentice Hall of India 1991.
3. Anubha Kaushik, C.P. Kaushik, *Environmental Studies*, 4<sup>th</sup> ed. New Age International Publishers, 2014.
4. R.Rajagopalan, *Environmental Studies from crisis to cure*, Oxford University Press, 2<sup>nd</sup> ed. 2011.

**Course Research Paper (CRP):** Research papers (Indexed journal/conference papers) relevant to the course content will be posted by the course faculty on the CourseWeb page. Students have to write a two-page summary of CRP and submit it as part of a special assignment.

**Course Patent (CP):** Patents relevant to the course content will be posted by the course faculty on the CourseWeb page. Students have to write a two-page summary on CP and submit it as part of a special assignment.

**Course Projects:** A course project is an independent project carried out by the student during the course period, under the supervision of the course faculty. The course faculty will post a few course project titles on the CourseWeb page. Students are encouraged to come up and experiment with the ideas that interest them.

**Course Learning Outcomes(COs):**

On completion of this Course, the student will be able to...

CO1 : *investigate any environmental issue using an interdisciplinary framework*

CO2 : *formulate an action plan for sustainable alternatives and conserving biodiversity that integrates science, humanist, social and economic perspective*

CO3 : *identify and explain the complexity of issues and processes which contribute to an environmental problem*

CO4 : *participate effectively in analysis and problem-solving through knowledge in environmental legislations*

Course Articulation Matrix (CAM): U18CH209 ENVIRONMENTAL STUDIES															
CO		PO1	PO2	PO3	PO4	PO5	PO6	PO7	PO8	PO9	PO10	PO11	PO12	PSO1	PSO2
CO1	U18CH209.1	2	1	2	1	-	2	1	1	1	1	-	1	1	-
CO2	U18CH209.2	-	-	2	-	-	1	2	1	1	1	-	1	1	-
CO3	U18CH209.3	1	2	1	-	-	1	1	1	1	1	-	1	1	2
CO4	U18CH209.4	-	-	1	-	-	1	2	1	1	1	-	1	1	2
<b>U18CH209</b>		<b>1.5</b>	<b>1.5</b>	<b>1.5</b>	<b>1</b>	<b>-</b>	<b>1.25</b>	<b>1.5</b>	<b>1</b>	<b>1</b>	<b>1</b>	<b>-</b>	<b>1</b>	<b>1</b>	<b>2</b>

### U18EA210 EAA: SPORTS/YOGA/NSS

**Class:** B. Tech. I -Semester  
B. Tech. II -Semester

**Branch(s):** ME, CSE, IT, CSN, CSE(IoT)  
CE, EEE, ECE, ECI, CSE(AI&ML)

**Teaching Scheme :**

L	T	P	C
-	-	2	-

**Examination Scheme :**

Continuous Internal Evaluation	100 Marks
End Semester Examination	-

#### I. SPORTS

**Course Learning objectives (LOs):**

The objectives of the Sports is to..

*LO1 : perform and engage in a variety of physical activities*

*LO2 : develop and maintain physical health and fitness through regular participation in physical activities*

*LO3 : demonstrate positive self esteem, mental health and physiological balance through body awareness and control*

*LO4 : exhibit the spirit of fair play, team work and sportsmanship*

**Activities related to:**

1. Physical Fitness
2. Games & Sports

#### II. NATIONAL SERVICE SCHEME (NSS)

**Course Learning objectives (LOs):**

This course will be develop student's knowledge in / on.....

*LO1: arouse the social consciousness of the students*

*LO2 : provide them with opportunity to work with people in villages and slums*

*LO3 : expose them to the reality of life*

*LO4 : bring about a change in their social perceptions*

*LO5 : develop competence required for responsibility sharing and team work*

**List of Activities:**

1. Shramadanam
2. Tree Plantation
3. General Medical camps in Villages
4. Awareness on Eye Donation
5. Awareness on "Child Labour and Child Marriages"
6. Awareness programs on " Literacy, Good Health Practices, etc."
7. Safe Riding Program
8. Awareness program on "RTI Act"
9. Awareness on Blood Donation

**Course Learning Outcomes (COs):**

On completion of the course, the students will be able to ...

*CO1: develop his/her personally through community service rendered*

*CO2 : apply their education to find solutions to individual and community problems*

*CO3 : acquire capacity to meet emergencies and natural disasters*

*CO4 : acquire a democratic attitude, leadership qualities and practice national integration*





DEPARTMENT OF COMPUTER SCIENCE AND ENGINEERING (INTERNET OF THINGS)  
KAKATIYA INSTITUTE OF TECHNOLOGY & SCIENCE:: WARANGAL - 15  
(An Autonomous Institute under Kakatiya University, Warangal)

URR-18R22

SCHEME OF INSTRUCTION & EVALUATION (Applicable from B21 batch)  
III-SEMESTER OF 4-YEAR B.TECH DEGREE PROGRAM - CSE (IoT)

[6Th+3P+1MC]

S.No	Category	Course Code	Course Title	Periods/week			Credits	Evaluation scheme					
				L	T	P		C	CIE			ESE	Total Marks
									TA	MSE	Total		
1	BSC	U18MH301	Engineering Mathematics - III	3	1	-	4	10	30	40	60	100	
2	HSMC	U18MH302	Professional English	-	-	2	1	100	-	100	-	100	
3	PCC	U18IN303	Object Oriented Programming through JAVA	3	-	-	3	10	30	40	60	100	
4	PCC	U18IN304	Fundamentals of Internet of Things	3	-	-	3	10	30	40	60	100	
5	PCC	U18IN306R22	Advanced Data Structures	3	-	-	3	10	30	40	60	100	
6	PCC	U18IN306	Computer Networks	3	-	-	3	10	30	40	60	100	
7	PCC	U18IN310	Object Oriented Programming through JAVA Laboratory	-	-	2	1	40	-	40	60	100	
8	PCC	U18IN311R22	Advanced Data Structures Laboratory	-	-	2	1	40	-	40	60	100	
9	PCC	U18IN312	Fundamentals of Internet of Things Laboratory	-	-	2	1	40	-	40	60	100	
10	MC	U18MH315	Essence of Indian Traditional Knowledge	2	-	-	-	10	30	40	60	100	
Total:				17	1	8	20	280	180	460	540	1000	

[L= Lecture, T = Tutorials, P = Practical & C = Credits] Stream-I: ME, CSE, IT, CSN, CSO Stream-II: CE, EIE, EEE, ECE, ECI, CSM

Total Contact Periods/Week : 26

Total Credits: 20

**MOOCs:** Students are encouraged to do Massive Open Online Courses (MOOCs) on SWAYAM platform( <https://www.swayam.gov.in>) offered by NPTEL, CEC, IIM-B, IGNOU. Students shall contact the Head of the Department (HoD) to get their interested MOOCs approved by the HoD/Dean Academic Affairs for proper transfer of the credits for the MOOCs



## U18MH301 ENGINEERING MATHEMATICS-III

**Class:** B.Tech. III-Semester

**Branch:** Common to all branches

**Teaching Scheme:**

**Examination Scheme:**

L	T	P	C
3	1	-	4

Continuous Internal Evaluation	40 marks
End Semester Exam	60 marks

### Course Learning Objectives (LOs):

This course will develop students' knowledge in / on

**LO1:** Laplace transform and its use to find the solutions of certain initial and boundary value problems occur in engineering

**LO2:** Fourier series and its importance.

**LO3:** functions of complex variables and the property of analyticity of a function of complex variable and their applications.

**LO4:** integration of a function of complex variable, and evaluation of certain real integrals using complex analysis.

### UNIT-I (9+3)

**Laplace Transforms:** Integral transforms, Kernel of a transform, Laplace transform of a function, Inverse Transform-Existence and uniqueness of Laplace Transforms, S- plane and region of convergence (ROC), Laplace Transform of some commonly used signals-Dirac-delta (impulse) function  $\delta(t)$ , step  $u(t)$ , ramp  $tu(t)$ , parabolic  $t^2 u(t)$ , real exponential  $e^{at} u(t)$ , complex exponential  $e^{j\omega t} u(t)$ , sine and cosine functions, damped sine and cosine functions, hyperbolic sine and cosine functions, damped hyperbolic sine and cosine functions, rectangular pulse and triangle. Properties of Laplace Transforms- Linearity, First shifting theorem (Frequency shift property), Laplace transforms of derivatives and integrals, time scaling property, time reversal property, Laplace Transform of Heaviside unit step function, Second shifting theorem (time shift property), Initial value and final value theorems, Laplace transform of periodic functions- Convolution theorem.

**Operational Calculus:** Transfer functions, Solution of ordinary differential equations with constant coefficients and system of ordinary differential equations with constant coefficients using Laplace Transforms. Application of Laplace transforms to the first order and second order system subjected to impulse, step, periodic, rectangular, square, ramp, triangular and sinusoidal functions

### UNIT-II (9+3)

**Fourier Series:** Periodic functions, orthogonal and orthonormal functions and systems of orthogonal functions, representation of a function as Trigonometric Fourier series (FS) in a range of length  $2\pi$ , Euler formulae, Conditions for the existence of Fourier series (Dirichlet's conditions), FS for typical wave forms-square wave, pulse train, impulse train (comb function), periodic rectangular wave, triangle, saw tooth, half wave rectified signal, full wave rectified signal, plotting FS coefficients - line spectrum (magnitude and Phase spectra), Fourier series on an arbitrary period, effects of symmetry of function on FS coefficients, half range series - half range cosine and sine series expansions, exponential FS.

### UNIT-III (9+3)

**Complex Variables:** Functions of complex variables, Limit, Continuity, Differentiability, Analytic Functions, Cauchy-Riemann Equations in Cartesian and Polar coordinates. Elementary functions, Harmonic Functions, Construction of Analytic functions. Applications to find velocity potential and stream function of a flow. Conformal mapping and bilinear transformation.



### UNIT-IV (9+3)

**Complex Integration:** Line integration in complex plane, integral of a nonanalytic function, dependence on path of integration, *ML*-Inequality, Cauchy's integral theorem, Cauchy's integral formula, series expansion of complex functions: Taylor's series and Laurent's series, zeros and singularities, residues, Residue Theorem- Applications of Residue theorem to the properly chosen integrals around a unit circle and semicircle.

**Text Book:**

1. Grewal, B.S., "Higher Engineering Mathematics", *Khanna Publishers*, Delhi, 43/e, 2014.

**Reference Books:**

2. Kreyszig E., "Advanced Engineering Mathematics", *John Wiley & Sons, Inc.*, U.K 9/e,2013.
3. Churchill R.V., "Complex Variable and its Applications", *McGraw Hill*, New York, 9/e,2013.

<b>Course Learning Outcomes (COs):</b>	
On completion of this course, student's will be able to...	
CO1: find the Laplace transform of a given function and apply Laplace transforms to solve and certain differential equations whose solutions cannot be computed using classical methods.	
CO2: describe a given function as Fourier series in an interval and understand its importance in engineering.	
CO3: understand the concept of a function of complex variable and verify whether a function is analytic or not, construct analytic function when real/imaginary part of the function is known; find velocity potential and stream function of a fluid flow using complex analytical methods	
CO4: represent a given function in Taylor's and Laurent's series and evaluate certain real integrals using integral theorems.	

<b>Course Articulation Matrix (Mapping of COs with POs and PSOs)</b>															
Course code& Course Name:U18 MH301 &Engineering Mathematics-III															
CO Code	PO1	PO 2	PO 3	PO 4	PO 5	PO 6	PO 7	PO 8	PO 9	PO 10	PO 11	PO 12	PSO 1	PSO 2	PSO 3
U18MH301.1	2	2	--	--	--	--	--	--	--	--	--	1	1	--	1
U18MH301.2	2	2	--	--	--	--	--	--	--	--	--	1	1	--	1
U18MH301.3	2	2	--	--	--	--	--	--	--	--	--	1	1	--	1
U18MH301.4	2	1	--	--	--	--	--	--	--	--	--	1	1	--	1
U18MH301	2	1.75	--	--	--	--	--	--	--	--	--	1	1	--	1

### U18MH302 PROFESSIONAL ENGLISH

**Class:** B.Tech, III Semester

**Branch:** Common to all branches

**Teaching Scheme:**

**Examination Scheme:**

L	T	P	C
-	-	2	1

Continuous Internal Evaluation :	100 marks
End Semester Exam :	-

**Course Learning Objectives (LOs):**

This course will develop the student's knowledge in/on

*LO1: reading skill and sub skills to comprehend the text*

*LO2: vocabulary and using it appropriately to describe situations*

*LO3: using phrasal verbs in speech and writing*

*LO4: grammar and improve language ability to write effectively*

Week	Topic Name
I	I. Reading Comprehension- Significance of Reading Skimming II. Verbal Ability-Synonyms III. Grammar-Articles
II	I. Reading Comprehension-Scanning II. Verbal Ability-Antonyms III. Grammar-Articles
III	I. Reading Comprehension- Critical Reading II. Verbal Ability- Sentence completion with correct alternative word/group III. Grammar-Prepositions
IV	I. Reading Comprehension- Intensive Reading II. Verbal Ability- Sentence completion with correct alternative word/group III. Grammar- Reported Speech
V	I. Reading Comprehension- Intensive Reading II. Verbal Ability- Jumbled Sentences III. Grammar- Error Detection
VI	I. Reading Comprehension- Inferential Reading II. Verbal Ability- Jumbled Sentences III. Grammar- ErrorDetection
VII	I. Reading Comprehension- Lexical Reading II. Verbal Ability- Phrasal Verbs III. Grammar- Tenses, Structures
VIII	I. Reading Comprehension- Read to Interpret II. Verbal Ability- Single Word Substitutes III. Grammar- Tenses, Uses
IX	I. Reading Comprehension- Read to Analyze II. Verbal Ability-Collocations III. Grammar- Tenses, Uses
X	I. Reading Comprehension- Read to Summarize II. Verbal Ability-Spellings III. Grammar, Agreement between Subject & verb (concord)

**Text Books:**

1. Professional English *Manual prepared by the faculty of English, KITSW*
2. Arun Sharma & Meenakshi Upadhyay, "Verbal Ability and Reading Comprehension for CAT & Other Management Examinations", 8<sup>th</sup> Edition McGraw Hill Education (India) Private Ltd, Chennai, 2018

**Reference Books:**

1. Nishit K. Sinha, " Verbal Ability and Reading Comprehension for the CAT", 3<sup>rd</sup> Edition Pearson India Education Services Pvt. Ltd., Chennai
2. Harper Collins, "Collins COBUILD English Grammar" Third Edition, Harper Collins Publishers Ltd.
3. Rosemary & Courtney, "Longman-English-Chinese Dictionary of Phrasal Verbs"

**Course Research Paper:** Research paper (Journals/conference papers) relevant to the course content will be posted by the course faculty in CourseWeb page.

**Course Patent:** Patent relevant to the course content will be posted by the course faculty in CourseWeb page.

**Course Projects:** Course project is an independent project carried out by the student during the course period, under the supervision of course faculty. Course faculty will post few course projects titles in CourseWeb page. Students are encouraged to come up and experiment with the ideas that interest them.

**Course Learning Outcomes (COs):**

On completion of this course, student's will be able to...

CO1: analyze the passage using skill and sub skill to solve different types of questions related to reading comprehension

CO2: identify grammatical errors in the given sentences and correct them

CO3: select correct synonyms/antonyms/phrasal verbs and complete sentences with suitable words or phrases

CO4: keep the given jumbled sentences in proper sequence to make a coherent paragraph

Course Articulation Matrix (Mapping of COs with POs and PSOs)															
Course Code & Course Name: U18MH302 & Professional English															
Course Outcomes	PO 1	PO 2	PO 3	PO 4	PO 5	PO 6	PO 7	PO 8	PO 9	PO 10	PO 11	PO 12	PSO 1	PSO 2	PS 3
U18MH302.1	-	-	-	-	-	-	-	-	1	2	-	1	1	1	1
U18MH302.2	-	-	-	-	-	-	-	-	1	2	-	1	1	1	1
U18MH302.3	-	-	-	-	-	-	-	-	1	2	-	1	1	1	1
U18MH302.4	-	-	-	-	-	-	-	-	1	2	-	1	1	1	1
U18MH302	-	-	-	-	-	-	-	-	1	2	-	1	1	1	1

## U18IN303 OBJECT ORIENTED PROGRAMMING THROUGH JAVA

**Class:** B.Tech. III- Semester

**Branch:** Computer Science and Engineering (IoT)

**Teaching Scheme:**

L	T	P	C
3	-	-	3

**Examination Scheme:**

Continuous Internal Evaluation	40 Marks
End Semester Exam	60 Marks

**Course Learning Objectives (LOs):**

This course will develop student's knowledge in/ on...

LO1: *programming paradigms and java basics*

LO2: *classes, methods and strings*

LO3: *types of inheritance, dynamic method dispatch, interfaces and packages*

LO4: *streams (I/O), exception handling and multi-threading*

### UNIT-I (9)

**Programming Paradigms:** Procedural programming, Modular programming, Object oriented programming (OOP), Generic programming

**Java Basics:** History and evolution of Java, An overview of java, Data types, Variables and arrays, Operators, Control statements

**Introducing Classes:** Structures in C, Class fundamentals, Objects, Methods, Object reference variables

### UNIT-II (9)

**Classes and Methods:** Overloading methods, *this* keyword, Passing and returning objects, Recursion, Variable length arguments, Constructors, Overloading constructors, Garbage collection, Static variables, Static blocks, Static methods, Nested and inner classes, Command line arguments, Wrapper classes

**Strings:** Exploring String, String Buffer, StringBuilder and String Tokenizer classes

### UNIT-III (9)

**Inheritance:** Inheritance basics, Types of inheritance, *super* keyword, Method overriding, Order of constructors calling, Dynamic method dispatch, Abstract classes, *final* with inheritance, Object class

**Interfaces:** Defining an interface, Implementing interfaces, Nested interfaces, Interfaces can be extended

**Packages:** Packages, Packages and Member Access, Importing packages

### UNIT-IV (9)

**Using I/O:** I/O basics, Reading, Writing and copying files using byte and character streams

**Exception Handling:** Fundamentals, Exception types, Uncaught exceptions, Using *try* and *catch*, Multiple catch clauses, Nested *try* statements, *throw*, *throws*, *finally*

**Multithreading:** Creating a thread, Creating multiple threads, Thread priorities, Synchronization, Interthread communication

**Text Book:**

[1] Herbert Schildt, *Java The Complete Reference*, 11th ed., New Delhi: McGraw-Hill Education, 2019.

**Reference Books:**

[1] Kathy Sierra, Bert Bates, *HeadFirst Java*, 2nd ed., Boston: O'Reilly Publications, 2005.

[2] Uttam K. Roy, *Advanced JAVA Programming*, England: Oxford Publications, 2013.

- [3] Balaguruswamy, *Programming with Java: A Primer*, 6th ed., New Delhi: McGraw-Hill Education India Pvt. Ltd, 2019.
- [4] Tanweer Alam, *Internet and Java Programming*, New Delhi: Khanna Publishing House, 2010.

**Course Research Paper:** Research paper (Indexed Journal/Conference papers) relevant to the course content by the course faculty in Course Web page

**Course Patent:** Patent relevant to the course content will be posted by the course faculty in Course Web page

**Course Projects:** Course project is an independent project carried out by the student during the course period, the supervision of course faculty. Course faculty will post few course projects titles in Course Webpage. Students are encouraged to come up and experiment with the ideas that interest them

**Course Learning Outcomes (COs):**

On completion of this course, students will be able to...

CO1: *distinguish various programming paradigms and develop java fundamental programs*

CO2: *develop java programs using classes, constructors and various string concepts*

CO3: *make use of reusability concepts like inheritance, dynamic method dispatch, interfaces and packages to build java programs*

CO4: *develop java programs using streams (I/O), exception handling and multithreading concepts*

Course Articulation Matrix (CAM): U18IN303 OBJECT ORIENTED PROGRAMMING THROUGH JAVA																
Course Outcomes	PO1	PO2	PO3	PO4	PO5	PO6	PO7	PO8	PO9	PO10	PO11	PO12	PSO1	PSO2	PSO3	
CO1	U18IN303.1	2	1	1	1	1	1	-	1	1	1	-	2	2	2	2
CO2	U18IN303.2	2	2	2	2	1	1	-	1	1	1	-	2	2	2	2
CO3	U18IN303.3	2	2	2	2	2	1	-	1	1	1	-	2	2	2	2
CO4	U18IN303.4	2	2	2	2	2	1	-	1	1	1	-	2	2	2	2
<b>U18IN303</b>		2	1.75	1.75	1.75	1.5	1	-	1	1	1	-	2	2	2	2

## U18IN304 FUNDAMENTALS OF INTERNET OF THINGS

**Class:** B.Tech .III- Semester

**Branch:** Computer Science and Engineering (IoT)

**Teaching Scheme :**

L	T	P	C
3	-	-	3

**Examination Scheme :**

Continuous Internal Evaluation	40 marks
End Semester Examination	60 marks

**Course Learning Objectives (LOs):**

This course will develop students' knowledge in/on...

LO1: fundamentals of IoT, sensors, actuators and IoT boards

LO2: basic elements of Arduino, i/o functions, interrupts, working with LED and buttons

LO3: analog and digital communication with Arduino, UART, I2C and SPI communication protocol

LO4: integration of sensors and actuators with Arduino

### UNIT-I (9)

**Introduction:** Introduction to IoT, Evolution of IoT-IoT versus M2M, IoT versus CPS, IoT versus WoT; Enabled technologies, Networking components, Challenges and applications

**Sensors:** Definition, Characteristics, Deviations, Types-Scalar, Multimedia, Hybrid and virtual; Considerations

**Actuators:** Definition, Types-Hydraulic, Pneumatic, Electric, Thermal or Magnetic, Mechanical, Soft and shape memory polymers; Characteristics

**Classification of IoT boards:** Microcontroller boards, Single board controller, System on Chipboard

### UNIT-II (9)

**Programming with Arduino:** Introduction to arduino, Features, Components, Arduino IDE, Program elements-Structure, Variables and constants, Data types, Operators, Control statements, Loops, Functions, Arrays, String objects; Time, I/O function, Display, Random numbers, GPIO, Controlling LEDs-Blinking led without delay, Connecting an external led, RGB LED, The 7-segment display; Working with buttons-Connecting a button, Button with no resistor, The toggle switch, Button to serial, Button multiplexing; Interrupts

### UNIT-III (9)

**Analog and Digital Communication with Arduino:** Introduction-Serial communication, Parallel communication, Interfacing LCD character display

**UART Communication:** UART protocol, Serial communication, Interfacing ESP8266 module

**I2C Communication:** I2C protocol, ADXL345 module, Interfacing BMP180 module

**SPI Communication:** SPI protocol, SD card interfacing, Ethernet module interfacing

### UNIT-IV (9)

**Integration of Sensors with Arduino:** Interfacing with potentiometer, Temperature sensor, Detecting motion using PIR sensor, Measuring distance using infrared and ultrasonic sensor, Object position using accelerometer and localization using Global Positioning System (GPS)

**Integration of Actuators with Arduino:** Controlling motors with transistors, Controlling speed with Pulse Width Modulation(PWM), Spinning motors both ways, Servo motor, Stepper motor, Bipolar stepper motors, Brushless motors

**Case Study:** Smart campus water management system

**Text Books:**

- [1] Sudeep Mishra, Anandarupmukherjee and Arijit Roy, *Introduction to IoT*, New Delhi: University Cambridge Press, 2021. (Chapter 4)
- [2] Cornel Amariei, *Arduino Development Cook Book*, Birmingham: Packt Publishing Ltd., 2015. (Chapter 2-6)

**Reference Text Books:**

- [1] Arshdeep Bahga and Vijay Madisetti, *Internet of Things: A Hands-On Approach*, Hyderabad: University Press, 2015.
- [2] Marco Schwartz, *Internet of Things with ESP8266*, Birmingham: Packt Publishing Ltd., 2016.
- [3] Rajesh Singh, Anita Gehlot, Lovi Raj Gupta, Bhupendra Singh, Mahendra Swain, *Internet of things With Raspberry Pi and Arduino*, Boca Raton: CRC Press, Taylor & Francis Group, 2020.
- [4] Brian Evans, *Beginning Arduino Programming*, New York: Apress, 2011.

**Course Research Papers (CRP):** Research papers (Journal/Conference papers) relevant to the course content by the course faculty in CourseWeb page

**Course Patents (CP):** Patents relevant to the course content will be posted by the course faculty in Course Web page

**Course Projects:** Course project is an independent project carried out by the student during the course period and the supervision of course faculty. Course faculty will post few course projects titles in Course Webpage. Students are encouraged to come up and experiment with the ideas that interest them.

**Course Learning Outcomes (COs):**

On completion of this course, students will be able to...

CO1: identify the basics of IoT, sensors, actuators and IoT boards in real time environment

CO2: make use of syntax of control statements, operators, i/o functions for problem solving

CO3: compare analog and digital communications with Arduino

CO4: design a real time application using sensors, actuators and Arduino board

Course Articulation Matrix (CAM):U18IN304 FUNDAMENTALS OF INTERNET OF THINGS																
Course Outcomes		PO1	PO2	PO3	PO4	PO5	PO6	PO7	PO8	PO9	PO10	PO 11	PO 12	PSO 1	PSO 2	PSO 3
CO1	U18IN304.1	2	2	2	2	2	1	1	1	-	1	-	2	2	2	2
CO2	U18IN304.2	2	2	2	2	2	1	1	1	-	1	-	2	2	2	2
CO3	U18IN304.3	2	2	2	2	2	1	1	1	-	1	-	2	2	3	2
CO4	U18IN304.4	2	2	2	2	2	1	1	1	-	1	-	2	3	3	3
<b>U18IN304</b>		2	2	2	2	2	1	1	1	-	1	-	2	2.25	2.5	2.25

## U18IN306R22 ADVANCED DATA STRUCTURES

**Class:** B.Tech III-Semester

**Branch:** Computer Science & Engineering (IoT)

### Teaching Scheme:

L	T	P	C
3	-	-	3

### Examination Scheme:

Continuous Internal Evaluation	40 marks
End Semester Examination	60 marks

### Course Learning Objectives (LOs):

This course will develop student's knowledge in/on

*LO1: organizing and retrieving the data using binary tree, binary search trees.*

*LO2: organizing and retrieving the data using AVL trees, B-Trees, Red black trees and Splay trees.*

*LO3: organizing and retrieving the data using Interval tree, Hash tree, Tries, sorting and searching.*

*LO4: organizing and retrieving the data using graphs and spanning trees*

### UNIT - I (9)

**Trees:** Introduction, types of trees.

**Binary Tree:** Creating a binary tree, traversing a binary tree: preorder, in order, post order and spiral order recursive traversals.

**Binary Search Tree:** Operations- Insertion, deletion, search, recursive and non-recursive traversal. Threaded binary trees.

### UNIT - II (9)

**AVL Trees:** AVL trees operations-Insertion, Deletion and Traversal.

**Multitway Search Trees:** Introduction tom-way search trees. Operations on B-Trees-Insertion, deletion, search. B+-trees.

**Red-Black Trees:** Properties, operations, applications.splay trees.

### UNIT - III (9)

**Interval Tree, Hash tree.**

**Tries:** Trie structure. Operations on Tries, Applications of Tree indexing.

**Searching and Internal Sorting:** Fibonacci search, quick sort, merge sort, heap sort, bitonic generator sort; time complexities of above searching and sorting techniques.

### UNIT - IV (9)

**Graphs:** Introduction, graph terminology, representation of graphs.

**Application of Graph Structures:** Topological sorting. Minimum Spanning Trees: Prim's algorithm, Kruskal's algorithm. Graphs traversal methods- breadth first search, depth first search. Kosaraju's algorithm.

**String manipulations, String compression -Run Length Encoding.**

**String Matching Algorithms**-Naive Algorithm, (Knuth Morris Pratt) Algorithm, Boyer Moore Algorithm, Rabin Karp Algorithm.

**Text Books:**

[1] Debasis Samanta, *Classic Data Structures*, 2nd ed., New Delhi: Prentice Hall India, 2009.

**Reference Books:**

[1] Reema Thareja, *Data Structures Using C*, 2nded., New Delhi: Oxford University Press, 2014.

[2] Richard F. Gilberg and Behrouz A. Forouzan, *Data Structures: A Pseudo code Approach with C*, 2nd ed., New Delhi: Cengage Learning 2007.



- [3] Adam Drozdek, *Data Structures and Algorithms in C++*, 3rd ed., New Delhi, Thomson, 2006.  
 [4] Samir Kumar Bandyopadhyay Kashinath Dey, *Data Structures Using C*, Pearson India, 2008.

**Course Research Paper (CRP):** Research papers (Indexed journal/conference papers) relevant to the course content by the course faculty in Course Web page. Students have to write a two-page summary on CRP and submit as part of special assignment.

**Course Patent (CP):** Patents relevant to the course content will be posted by the course faculty in Course Web page. Students have to write a two-page summary on CP and submit as part of special assignment.

**Course Projects:** Course project is an independent project carried out by the student during the course period, the supervision of course faculty. Course faculty will post few course projects titles in Course Webpage. Students are encouraged to come up and experiment with the ideas that interest them

**Course Learning Outcomes (COs):**

On completion of this course, students' will be able to

CO1: develop programs using binary trees, binary search trees to optimize database queries.

CO2: utilize balanced search trees such as B-trees, B+-trees, red black and Splay trees in solving the problems on Database management.

CO3: organize and retrieve the data using Interval tree, Hash tree, Tries, sorting and searching in solving the problems like auto-complete.

CO4: organize and retrieve the data using Graphs and different types of spanning trees used for GPS navigation.

Course Articulation Matrix (CAM):U18IN306R22 ADVANCED DATA STRUCTURES																
Course Outcomes	PO1	PO2	PO3	PO4	PO5	PO6	PO7	PO8	PO9	PO10	PO11	PO12	PSO1	PSO2	PSO3	
CO1	U18IN306.1	2	2	2	2	1	1	-	1	1	1	-	2	2	2	2
CO2	U18IN306.2	2	2	2	2	1	1	-	1	1	1	-	2	2	2	2
CO3	U18IN306.3	2	2	2	2	1	1	-	1	1	1	-	2	2	2	2
CO4	U18IN306.4	2	2	2	2	1	1	-	1	1	1	-	2	2	2	2
U18IN306		2	2	2	2	1	1	-	1	1	1	-	2	2	2	2

## U18IN306 COMPUTER NETWORKS

**Class:** B.Tech. III- Semester

**Branch:** Computer Science and Engineering(IoT)

**Teaching Scheme:**

L	T	P	C
3	-	-	3

**Examination Scheme:**

Continuous Internal Evaluation	40 Marks
End Semester Exam	60 Marks

### **Course Learning Objectives (LOs):**

This course will develop student's knowledge in/on...

LO1: introduction to computer networks and reference models

LO2: types of data link and medium access control protocols

LO3: routing algorithms, congestion control algorithms and internetworking

LO4: transport and application layer protocols used in the networks

### **UNIT - I (9)**

**Introduction:** Uses of computer networks, Network hardware, Network software

**Reference Models:** OSI reference model, TCP/IP reference model, Comparison of OSI and TCP/IP reference model

**Physical Layer:** Transmission media - Guided transmission media, Wireless transmission, Communication satellites; Digital modulation and multiplexing

**Switching:** Circuit and Packet switching

### **UNIT - II (9)**

**Data Link Layer:** Data link layer design issues, Error detection and correction, Elementary data link protocols, Sliding window protocols

**Medium Access Control Sub Layer:** Channel allocation problem, ALOHA, Carriers sense multiple access, Collision free protocols, Limited contention protocol, IEEE standard 802.3, Token bus, Token ring, Switched ethernet, Fast ethernet, Gigabit ethernet, Data link layer switching

### **UNIT - III (9)**

**Network Layer:** Network layer design issues, Routing algorithms - Optimality principle, Shortest path algorithm, Flooding, Distance vector routing, Link state routing, Hierarchical routing, broadcast routing, Multicast routing

**Congestion Control Algorithms:** Approaches to congestion control, Traffic aware routing, Admission control, Traffic throttling, Load shedding

**Internetworking:** How networks differ, How networks can be connected, Tunneling, Internetwork routing, Packet fragmentation

### **UNIT - IV (9)**

**Network Layer In The Internet:** IP version 4 protocol, IP addresses, IP version 6 protocol, Internet control protocols, OSPF - Interior gateway routing protocol, BGP - Exterior gateway routing protocol, Internet multicasting

**Transport Layer:** Transport services, Elements of transport protocols - Connection establishment and release, Error control and flow control, Crash recovery, Multiplexing congestion control; Internet transport protocols - UDP, TCP

**Application Layer:** Domain name system (DNS), Electronic mail, World Wide Web

### **Text Books:**

[1] Andrew S.Tannenbaum, David J.Wetherall, *Computer Networks*, 5<sup>th</sup> ed. London: Pearson, 2013.

### **Reference Books:**

[1] William Stallings, *Data and Computer Communications*, 10<sup>th</sup> ed. London: Pearson Education, 2014.

- [2] BehrouzForouzan, *Data Communication and Networking*, 5<sup>th</sup>ed. New York: Tata McGraw Hill, 2012.
- [3] Larry Peterson, Bruce S Davie, *Computer Networks*, 5<sup>th</sup>ed. New York: Elsevier Inc., 2011.
- [4] James F. Kurose and Keith W. Ross, *Computer Networking A Top-Down Approach*, 6<sup>th</sup>ed. London: Pearson Education, 2013.

**Course Research Papers:** Research papers (Journals/conference papers) relevant to the course content will be posted by the course faculty in CourseWeb page.

**Course Patents:** Patents relevant to the course content will be posted by the course faculty in CourseWeb page.

**Course Projects:** Course project is an independent project carried out by the student during the course period, under the supervision of course faculty. Course faculty will post few course projects titles in CourseWeb page. Students are encouraged to come up and experiment with the ideas that interest them.

**Course Learning Outcomes (COs):**

On completion of this course, students' will be able to...

CO1: compare OSI & TCP/IP reference models

CO2: analyze different types of data link & medium access control protocols

CO3: examine routing algorithms, congestion control algorithms and internetworking

CO4: analyze the different services of transport and application layer protocols

Course Articulation Matrix (CAM): U18IN306 COMPUTERNETWORKS																
Course Outcomes		PO1	PO2	PO3	PO4	PO5	PO6	PO7	PO8	PO9	PO10	PO11	PO12	PSO1	PSO2	PSO3
CO1	U18IN306.1	2	2	2	2	2	1	-	1	1	1	-	1	2	2	2
CO2	U18IN306.2	2	2	2	2	2	1	-	1	1	1	-	1	2	2	2
CO3	U18IN306.3	2	2	2	2	2	1	-	1	1	1	-	1	2	2	2
CO4	U18IN306.4	1	2	2	1	1	1	-	1	1	1	-	1	2	2	2
<b>U18IN306</b>		1.75	2	2	1.75	1.75	1	-	1	1	1	-	1	2	2	2

## U18IN310 OBJECT ORIENTED PROGRAMMING THROUGH JAVALABORATORY

**Class:** B.Tech. III- Semester

**Branch:** Computer Science and Engineering (IoT)

**Teaching Scheme:**

L	T	P	C
-	-	2	1

**Examination Scheme:**

Continuous Internal Evaluation	40 Marks
End Semester Exam	60 Marks

### Course Learning Objectives (LOs):

This course will develop student's knowledge in / on...

LO1: *fundamentals of java*

LO2: *classes, methods and strings concepts*

LO3: *inheritance, dynamic method dispatch, interface and package concepts*

LO4: *streams (I/O), exception handling and multi-threading concepts*

### List of Experiments

#### Experiment-I (Unit-I)

1. Write a program to demonstrate different operators in java
2. Write a program to demonstrate control structures
3. Write a program to demonstrate switch statement

#### Experiment-II (Unit-I)

1. Write a program to read an array and display them using for-each control. Finally display the sum of array elements
2. Write a program to read a matrix and display whether it is an identity matrix or not. Use civilized form of break statement
3. Write a program to define a two-dimensional (2D) array where each row contains different number of columns. Display the 2D-array using for-each

#### Experiment-III (Unit-II)

1. Write a program to demonstrate class concept
2. Write a program to demonstrate *this* keyword
3. Write a program to demonstrate object reference variable
4. Write a program to demonstrate overloading of methods
5. Write a program to demonstrate passing and returning objects

#### Experiment-IV (Unit-II)

1. Write a program to demonstrate variable length argument (using array and ellipsis notation)
2. Write a program to demonstrate constructors and garbage collection
3. Write a program to demonstrate nested and inner classes
4. Write a program to demonstrate static variables, static methods, and static blocks

#### Experiment-V (Unit-II)

1. Read at least five strings from command line argument and display them in sorted order
2. Write a program to demonstrate wrapper class by reading N number of integers from command line and display their sum
3. Write a program to demonstrate wrapper class by reading N floating point numbers from command line and display their average

#### Experiment-VI (Unit-II)

1. Write a program to accept a string, count number of vowels and remove all vowels
2. Write a program to accept a string, count number of vowels and remove all vowels using String Buffer class
3. Write a program to accept a line of text, tokenize the line using String Tokenizer class and print the tokens in reverse order

#### Experiment-VII (Unit-III)

1. Write a program to demonstrate single level-inheritance
2. Write a program to demonstrate multilevel-inheritance using super
3. Write a program to demonstrate method overriding

#### Experiment-VIII (Unit-III)

1. Write program to demonstrate dynamic method dispatch
2. Write a program to demonstrate use of abstract class
3. Write a program to demonstrate the use of overriding equals() method of an Object class

**Experiment-IX (Unit-III)**

1. Write a program to implement interfaces
2. Write a program to extend the interfaces
3. Write a program to demonstrate implementation of nested interfaces

**Experiment-X (Unit-III)**

1. Write a program to create a package, and demonstrate to import the package into any java program (Consider the behavior of all access specifiers)

**Experiment-XI (Unit-IV)**

1. Write a program to demonstrate try-catch-finally block
2. Write a program to demonstrate throw clause
3. Write a program to demonstrate throws clause
4. Write a program to demonstrate re-throw an exception, and finally block

**Experiment-XII (Unit-IV)**

1. Write a program to demonstrate read/write/copy a file using byte stream
2. Write a program to demonstrate read/write/copy a file using character stream
3. Write a program to create a thread (using Thread class or Runnable interface)
4. Write a program to demonstrate synchronization of threads
5. Write a program to demonstrate Inter thread communication

**Laboratory Manual:**

[1] *Object Oriented Programming through Java Laboratory Manual*, Dept. of CSE(IoT), KITSW.

**Text Book:**

[1] Herbert Schildt, *Java The Complete Reference*, 11th ed., New Delhi: McGraw-Hill Education, 2019.

**Reference Book:**

- [1] Kathy Sierra, Bert Bates, *HeadFirst Java*, 2nd ed., Boston: O'Reilly Publications, 2005.
- [2] Uttam K. Roy, *Advanced JAVA Programming*, England: Oxford Publications, 2013.
- [3] Balaguruswamy, *Programming with Java: A Primer*, 6th ed., New Delhi: McGraw-Hill Education India Pvt. Ltd, 2019.
- [4] Tanweer Alam, *Internet and Java Programming*, New Delhi: Khanna Publishing House, 2010.

On completion of this course, students will be able to...

CO1: develop java fundamental programs using operators, control structures and arrays

CO2: develop java programs using classes, constructors and various string concepts

CO3: make use of reusability concepts like inheritance, dynamic method dispatch, interfaces and packages to build java programs

CO4: develop java programs using, streams (I/O), exception handling and multithreading concepts

<b>Course Articulation Matrix (CAM): U18IN310 OBJECT ORIENTED PROGRAMMING THROUGH JAVA LABORATORY</b>															
Course Outcomes	PO1	PO2	PO3	PO4	PO5	PO6	PO7	PO8	PO9	PO10	PO11	PO12	PSO1	PSO2	PSO3
CO1 U18IN310.1	2	1	1	1	1	1	-	1	2	1	-	2	2	2	2
CO2 U18IN310.2	2	2	2	2	1	1	-	1	2	1	-	2	2	2	2
CO3 U18IN310.3	2	2	2	2	2	1	-	1	2	1	-	2	2	2	2
CO4 U18IN310.4	2	2	2	2	2	1	-	1	2	1	-	2	2	2	2
<b>U18IN310</b>	2	1.75	1.75	1.75	1.5	1	-	1	2	1	-	2	2	2	2

## U18IN311R22 ADVANCED DATA STRUCTURES LABORATORY

**Class:**B. Tech III-Semester

**Branch:** Computer Science & Engineering (IoT)

### Teaching Scheme:

L	T	P	C
-	-	2	1

### Examination Scheme:

Continuous Internal Evaluation	40 marks
End Semester Examination	60 marks

### Course Learning Objectives (LOs):

This course will develop student's knowledge in/on

*LO1: organizing and retrieving the data using binary tree, binary search trees*

*LO2: organizing and retrieving the data using AVL trees, B-Trees, Red black trees and Splay trees.*

*LO3: organizing and retrieving the data using Interval tree, Hash tree, Tries, sorting and searching.*

*LO4: organizing and retrieving the data using graphs and spanning trees*

### List of Experiments

#### Experiment-I

1. Program to perform following binary tree operations  
i) Creation ii) Insertion of a node iii) Traversal using recursion

#### Experiment-II

2. Program to perform following binary search tree operations  
i) Creation ii) deletion of a node iii) traversal using recursion

#### Experiment III

3. Program to perform following binary search tree traversal operations without recursion  
(i) Inorder ii) Preorder iii) Postorder iv) Spiral order

#### Experiment-IV

4. Program to implement AVL tree construction

#### Experiment-V

5. Program to implement B-tree construction

#### Experiment-VI

6. Program to implement search and insert operations on Trie
7. Program to implement Fibonacci search

#### Experiment-VII

8. Program to implement Quick sort
9. Program to implement Merge sort

#### Experiment-VIII

10. Program to implement heap sort
11. Program to implement Bitonic generator sort

#### Experiment-IX

12. Program to implement Topological sort
13. Program to implement the following Minimum cost spanning trees  
a) Prim's algorithm b) Kruskal's algorithm

#### Experiment-X

14. Program to implement the following graph traversal techniques  
a) Depth first search b) Breadth first search
15. Program to implement Kosaraju's algorithm

### Experiment-XI

16. Program to implement Naive Algorithm
17. Program to implement Knuth - Morris - Pratt ( KMP ) Algorithm

### Experiment-XII

18. Program to implement Boyer Moore Algorithm
19. Program to implement Rabin Karp Algorithm

### Laboratory Manual:

- [1] Advanced Data Structures' laboratory manual, *prepared by faculty of Dept. of Computer Science & Engineering.*

### Reference Books:

- [1] Debasis Samanta, *Classic Data Structures*, 2nd ed., New Delhi: Prentice Hall India, 2009.
- [2] Reema Thareja, *Data Structures Using C*, 2nd ed., New Delhi: Oxford University Press, 2014.
- [3] E Balagurusamy, "Data Structure Using C", *McGraw Hill Education*, 1st Edn., ISBN-13: 978-125-902-9547, 2017.

**Course Projects:** Course project is an independent project carried out by the student during the course period, under the supervision of course faculty. Course faculty will post few course projects titles in CourseWeb page. Students are encouraged to come up and experiment with the ideas that interest them

### Course Learning Outcomes(COs):

Upon completion of this course, students will be able to

CO1: develop programs using binary trees, binary search trees.

CO2: utilize balanced search trees such as B-trees, B+-trees, Red black and Splay trees in solving the problems.

CO3: organize and retrieve the data using Interval tree, Hash tree, Tries, sorting and searching .

CO4: organize and retrieve the data using Graphs and different types of spanning trees.

Course Articulation Matrix (CAM):U18IN311R22 ADVANCED DATA STRUCTURES LABORATORY																
Course Outcomes		PO1	PO2	PO3	PO4	PO5	PO6	PO7	PO8	PO9	PO10	PO11	PO12	PSO1	PSO2	PSO3
CO1	U18IN311.1	1	1	3	1	1	1	-	1	1	1	-	2	1	1	3
CO2	U18IN311.2	1	1	2	2	1	1	-	1	1	1	-	2	1	1	2
CO3	U18IN311.3	1	1	3	3	2	1	-	1	1	1	-	2	1	1	3
CO4	U18IN311.4	1	1	3	2	3	2	-	1	1	1	-	2	1	1	3
U18IN311		1	1	2.75	2	1.75	1.25	-	1	1	1	-	2	1	1	2.75

## U18IN312 FUNDAMENTALS OF INTERNET OF THINGS LABORATORY

**Class:** B.Tech.III-Semester

**Branch:** Computer Science and Engineering (IoT)

**Teaching Scheme :**

L	T	P	C
-	-	2	1

**Examination Scheme :**

Continuous Internal Evaluation	40 marks
End Semester Examination	60 marks

**Course Learning Objectives (LOs):**

This course will develop students' knowledge in/on...

*LO1: fundamentals of IoT board, system & user defined functions and arrays*

*LO2: basic elements of Arduino, i/o functions and interrupts working with LED and buttons*

*LO3: analog & digital communication with Arduino and UART, I2C& SPI communication protocol*

*LO4: integration of sensors and actuators with Arduino*

### List of Experiments

#### **Experiment-1**

1. Introduction of Arduino IDE
2. Write an Arduino program to demonstrate setup () and loop () functions
3. Write an Arduino program to demonstrate serial and serial.begin() statements
4. Write an Arduino program to demonstrate serial.print() statement
5. Write an Arduino program to demonstrate serial.available() statement
6. Write an Arduino program to demonstrate serial.read() and serial.write() statements
7. Write an Arduino program to demonstrate serial.analogRead() function
8. Write an Arduino program to demonstrate user defined functions

#### **Experiment-II**

9. Write an arduino program to demonstrate data types.
10. Write an arduino program to demonstrate variables
11. Write an arduino program to demonstrate constants
12. Write an arduino program to demonstrate operators

#### **Experiment-III**

13. Write an arduino program to demonstrate if statements
14. Write an arduino program to demonstrate switch case
15. Write an arduino program to demonstrate loops
16. Write an arduino program to demonstrate arrays

#### **Experiment-IV**

17. Write an arduino program to demonstrate strings
18. Write an arduino program to demonstrate string object
19. Write an arduino program to demonstrate time based functions
20. Write an arduino program to demonstrate random numbers generation



#### Experiment-V

21. Write an arduino program to demonstrate digital I/O functions
22. Write an arduino program to demonstrate analog I/O functions

#### Experiment-VI

23. Write an arduino program to demonstrate light an LED
24. Write an arduino program to demonstrate the 7-segment display.
25. Write an arduino program to demonstrate button
26. Write an arduino program to demonstrate switch

#### Experiment-VII

27. Write an arduino program to demonstrate interrupts
28. Write an arduino program to demonstrate UART communication protocol

#### Experiment-VIII

29. Write an arduino program to demonstrate I2C communication protocol

#### Experiment-IX

30. Write an arduino program to demonstrate SPI communication protocol

#### Experiment-X

31. Write an arduino program for interfacing with potentiometer.
32. Write an arduino program for interfacing with temperature sensor
33. Write an arduino program for interfacing with PIR sensor

#### Experiment-XI

34. Write an arduino program for interfacing with infrared and ultrasonic sensor
35. Write an arduino program for interfacing with accelerometer
36. Write an arduino program for interfacing with PWM

#### Experiment-XII

37. Write an arduino program for interfacing with servo motor
38. Write an arduino program for interfacing with stepper motor
39. Write an arduino program for interfacing with DC motor

#### Laboratory Manual:

- [1] *Fundamentals of Internet of Things Laboratory Manual*, Dept. of CSE(IoT), KITSW

#### Reference Books:

- [1] Brian Evans, *Beginning Arduino Programming*, New York: Apress, 2011.
- [2] Cornel Amariei, *Arduino Development Cook Book*, Birmingham: Packt Publishing Ltd., 2015.

#### **Course Learning Outcomes (COs):**

On completion of this course, students will be able to

CO1: develop arduino programming for problem solving

CO2: develop arduino programming with LED, button and switch

CO3: interpret analog and digital communications with arduino

CO4: develop arduino programming for connecting sensors and actuators to control the applications

## U18MH315 ESSENCE OF INDIAN TRADITIONAL KNOWLEDGE

**Class :B.Tech. III Semester**

**Branch : Common to all branches**

**Teaching Scheme:**

L	T	P	C
2	-	-	2

**Examination Scheme:**

Continuous Internal Evaluation	40 Marks
End Semester Examination	60 Marks

### **Course Learning Objectives (Los):**

This course will develop the student's knowledge in/on

**LO1:** basic structure of Indian knowledge system

**LO2:** Indian perspective of modern science

**LO3:** basic principles of yoga and holistic health care

**LO4:** benefits of yoga practice

### **Unit - I(6)**

**Basic Structure of Indian Knowledge System:** Introduction, Vedas - Origin, Classification, Structure, Rig Veda, Sama Veda, Yajur Veda, Atharva Veda; Upavedas - Dhanurveda, Sthapatveda, Gandharvaveda, Ayurveda; Vedang - Shiksha, Chanda, Vyakarna, Nirukta, Kalpa, Jyothisha; Upanga - Dharmashastra, Mimamsa, Tarkashastra, Purana.

### **Unit - II (6)**

**Modern Science and Indian Knowledge System:** Introduction - Vedas as Basis for Modern Science - Architectural Developments - Medicine and its relevance - Mathematical Sciences in Vedas - Space and Military related developments - Chemical Sciences

### **Unit - III (6)**

**Yoga and Holistic Health Care:** Healthy mind in healthy body - Yoga: Definition, types; Yoga to keep fit: Diet, Yoga Asanas - Fundamentals; Breathing techniques in Patanjali Yogatradition-Pranayama; chakras; meditation; Benefits of Yoga - Physical Health, Emotional Health, Prevention of Disease, Reducing or Alleviating Symptoms of Problems

### **Unit - IV (6)**

**Case studies - Yoga Practice:** Yoga as an effective tool for management of human crisis - Depression, Self - Concept & Mental health, Yoga for stress management; Yoga: A way to cure for Insomnia.

**Requisite:** Yoga practice sessions are to be conducted for all the students taking this course by the time they complete Unit 1 and Unit 2.

#### **Text Books :**

1. Sathish Chandra Chaterjee, Dhirendramohan Datta, "An Introduction to Indian Philosophy", Rupa Publications Pvt. Ltd. New Delhi. (Chapter 2,3)
2. Priyadarajan Ray, S.N. Sen, "The Cultural Heritage of India", Vol. 6, Science and Technology, The Ramakrishna Mission Institute of Culture, Calcutta
3. *Yoga Sutra of Patanjali*, Ramakrishna Mission, Kolkatta
4. RN Jha, *Science of Consciousness Psychotherapy and Yoga Practices*, Vidyanidhi Prakasham Delhi, 2016 (Chapter 4, 5, 6, 7,8)

#### **Reference Book:**

1. Swami Jitatananda, "Holistic Science and Vedanta", Bharatiya Vidya Bhavan Bombay. (Chapter 2, 3)

Course Code: U18MH315/U18MH415		
Course Name: <b>Essence of Indian Traditional Knowledge</b>		
CO	CO Code	Upon completion of this course, the student will be able to...
CO1	U18MH315.1	<i>summarize the basic structure of Vedas, Upavedas, Vedanga, Upanga</i>
CO2	U18MH315.2	<i>explain Vedas as principal source of knowledge for scientific inventions</i>
CO3	U18MH315.3	<i>describe different yogasanas, breathing techniques, chakras, meditation and their benefits</i>
CO4	U18MH315.4	<i>discuss the benefits of yoga as an effective tool for management of human crisis</i>

**Course Articulation Matrix (Mapping of COs with POs and PSOs):**

Course code: U18MH315															
Course Name: <b>Essence of Indian Traditional Knowledge</b>															
COOURSE Code	PO 1	PO 2	PO 3	PO 4	PO 5	PO 6	PO 7	PO 8	PO 9	PO 10	PO 11	PO 12	PSO 1	PSO 2	PSO 3
U18MH315.1	-	-	-	-	-	1	-	2	1	1	-	-	-	-	-
U18MH315.2	-	-	-	-	-	1	1	2	1	1	-	-	-	-	-
U18MH315.3	-	-	-	-	-	1	-	2	2	1	-	2	-	-	-
U18MH315.4	-	-	-	-	-	1	1	2	2	1	-	2	-	-	-
<b>U18MH315</b>	-	-	-	-	-	<b>1</b>	<b>1</b>	<b>2</b>	<b>1.5</b>	<b>1</b>	-	<b>2</b>	-	-	-



**DEPARTMENT OF COMPUTER SCIENCE AND ENGINEERING (INTERNET OF THINGS)**  
**KAKATIYA INSTITUTE OF TECHNOLOGY & SCIENCE:: WARANGAL - 15**  
*(An Autonomous Institute under Kakatiya University, Warangal)*

**SCHEME OF INSTRUCTION & EVALUATION (Applicable from B21 Batch)**  
**IV-SEMESTER OF 4-YEAR B.TECH DEGREE PROGRAM - CSE (IoT)**

URR-18R22

[7Th+2P+1MC]

Sl. No	Category	Course Code	Course Title	Periods/week			Credits			Evaluation scheme			
				L	T	P	C	C	CIE			Total Marks	
									TA	MSE	Total		ESE
1	OE	U18OE401	Open Elective-II	3	1	-	4	-	30	40	60	100	
2	HSMC	U18TP402	Soft and Inter Personal Skills	-	-	2	1	-	-	100	-	100	
3	OE	U18OE403	Open Elective-I	3	-	-	3	-	30	40	60	100	
4	PCC	U18IN404	Theory of Computation	3	-	-	3	-	30	40	60	100	
5	PCC	U18IN405	IoT Architecture and Protocols	3	-	-	3	-	30	40	60	100	
6	PCC	U18IN406	Python Programming for IoT	3	-	-	3	-	30	40	60	100	
7	PCC	U18IN407R22	Computer Organization and Architecture	3	-	-	3	-	30	40	60	100	
8	PCC	U18IN408	Python Programming for IoT Laboratory	-	-	2	1	-	-	40	60	100	
9	OE	U18OE411	Open Elective-I Laboratory	-	-	2	1	-	-	40	60	100	
<b>10</b>	<b>MC</b>	<b>U18CH416</b>	<b>Environmental Studies*</b>	<b>15</b>	<b>3</b>	<b>6</b>	<b>22</b>	<b>280</b>	<b>180</b>	<b>460</b>	<b>540</b>	<b>1000</b>	
				<b>2</b>	<b>-</b>	<b>-</b>	<b>-</b>	<b>10</b>	<b>30</b>	<b>40</b>	<b>60</b>	<b>100</b>	

[L = Lecture, T = Tutorials, P = Practical's & C = Credits] **Total Contact Periods/Week = 24 Total Credits: 21**

Open Elective-I:	Open Elective-II:	Open Elective-I based Lab:
U18OE403A: Object Oriented Programming (CSE)	U18OE401A: Applicable Mathematics (MH)	U18OE411A: Object Oriented Programming Lab (CSE)
U18OE403B: Fluid Mechanics & Hydraulic Machines (CE)	U18OE401B: Basic Electronics Engineering (ECE)	U18OE411B: Fluid Mechanics & Hydraulic Machines Lab(CE)
U18OE403C: Mechatronics (ME)	U18OE401C: Elements of Mechanical Engineering (ME)	U18OE411C: Mechatronics Lab (ME)
U18OE403D: Web Programming (IT)	U18OE401D: Measurements & Instrumentation (EIE)	U18OE411D: Web Programming Lab (IT)
U18OE403E: Microprocessors (ECE)	U18OE401E: Fundamentals of Computer Networks (CSN)	U18OE411E: Microprocessors Lab (ECE)
U18OE403F: Strength of Materials (ME)	U18OE401F: Renewable Energy Sources (EEE)	U18OE411F: Strength of Materials Lab (CE)



## U18OE401A APPLICABLE MATHEMATICS

Class: B.Tech. IV-Semester

Branch: Common to all branches

Teaching Scheme:

L	T	P	C
3	1	-	4

Examination Scheme:

Continuous Internal Evaluation	40 marks
End Semester Exam	60 marks

### Course Learning Objectives (LOs):

This course will develop students' knowledge in /on

**LO1:** application of Fourier series to solve wave equation, heat conduction equation and Laplace equation

**LO2:** the methods of fitting curves by the method of least squares, statistical methods and probability distributions with applications to engineering disciplines.

**LO3:** finite difference operators; the concept of interpolation and numerical integration.

**LO4:** numerical methods and application to find numerical solutions of differential equations.

### UNIT-I (9+3)

**Applications of Partial Differential Equations:** Basic concepts of partial differential equations, classification of second order partial differential equations, solution of a partial differential equation, solution through the method of separation of variables.

**Vibrating String:** Wave equation and its solution by the method of separation of variables, D'Alembert's solution of wave equation, solutions of various boundary value problems based on vibrating string.

**One Dimensional Heat Flow:** Transient heat flow equation, heat flow through a bar of finite length with homogeneous and non-homogeneous boundary conditions, heat flow through a bar with insulated ends.

**Two Dimensional Heat Flow:** Equation of two dimensional heat flow (Laplace's equation) under steady state / the electrostatic potential of electrical charges in any region that is free of these charges (problems based on Trigonometric FS only), solution of Laplace's equation in Cartesian and polar form, heat flow through infinite rectangular plates, finite square plate and semi circular and circular plates.

### UNIT-II (9+3)

**Statistics:** Statistical data: Review of measures of central tendency and measures of dispersion, correlation coefficient, rank correlation, regression - Linear regression equations.

**Curve Fitting:** Method of least squares -fitting of (i) Straight line (ii) Second degree parabola

(iii) Exponential curves, most plausible solution of a system of linear algebraic equations.

**Probability:** Review of the concepts of probability, random variables, Discrete and continuous probability distributions, mean and variance of a distribution, Binomial distribution, Poisson distribution, and Normal distribution, fitting of these probability distributions to the given data.

### UNIT-III (9+3)

**Numerical Analysis:** Finite differences and difference operators.

**Interpolation:** Newton's forward and backward interpolation formulae. Lagrange interpolation

**Numerical Differentiation:** First and second derivatives using forward and backward interpolation polynomials at the tabulated points.

**Numerical Integration:** Gaussian quadrature formula, Trapezoidal rule, Simpson's 1/3<sup>rd</sup> rule and Simpson's 3/8<sup>th</sup> rule.

### UNIT-IV (9+3)

**Solution to System of Linear Equations:** Gaussian elimination method, Jacobi Method and Gauss-Siedel Iteration Method.

**Numerical Solution of Algebraic and Transcendental Equations:** Bisection method, Regula-Falsi method and Newton Raphson's method.

**Numerical Solution of Ordinary Differential Equations:** Taylor’s method, Picard’s method, Euler’s method and Runge - Kutta methods of second and fourth order.

**Text Books:**

1.Grewal, B.S., “Higher Engineering Mathematics”, *Khanna Publishers, Delhi, 43/e,2014.*

**Reference Books:**

1. Gupta and Kapoor, “Fundamentals of Mathematical Statistics”, *Sulthan Chand and & sons, New Delhi, 11<sup>th</sup> edition, 2010.*
2. KreyszigE.,”Advanced Engineering Mathematics”,*JohnWiley&sons,Inc.,U.K.,9<sup>th</sup> edition,2013.*
3. Sastry S.S, “Introduction to numerical Analysis”, *Prentice Hall of India Private Limited, New Delhi.4<sup>th</sup>edition,2005.*

**Course Outcomes (COs):**

Course Code: U18OE401A		Course Name: APPLICABLE MATHEMATICS
CO	CO code	Upon completion of this course, the student will be able to...
CO1	U18OE401A.1	<i>solve wave equation, heat conduction equation and Laplace equation using Fourier series</i>
CO2	U18OE401A.2	<i>find correlation regression coefficients, fit curves using method of least squares for given data and apply theoretical probability distributions in decision making</i>
CO3	U18OE401A.3	<i>estimate value of a function by applying interpolation formulae</i>
CO4	U18OE401A.4	<i>apply numerical methods to solve simultaneous algebraic equations, differential equations, find roots of algebraic and transcendental equations</i>

**Course Articulation Matrix (Mapping of COs with POs and PSOs):**

Course code: U18OE401A		Course Name: APPLICABLE MATHEMATICS														
CO Code	PO 1	PO 2	PO 3	PO 4	PO 5	PO 6	PO 7	PO 8	PO 9	PO 10	PO 11	PO 12	PSO1	PSO2	PSO3	
U18OE401A.1	2	2	--	--	--	--	--	--	--	--	--	--	1	2	2	2
U18OE401A.2	2	2	--	--	--	--	--	--	--	--	--	--	1	2	2	2
U18OE401A.3	2	2	--	--	--	--	--	--	--	--	--	--	1	2	2	2
U18OE401A.4	2	2	--	--	--	--	--	--	--	--	--	--	1	2	2	2
U18OE401A	2	2	--	--	--	--	--	--	--	--	--	--	1	2	2	2

## U18OE401B BASIC ELECTRONICS ENGINEERING

**Class:** B.Tech.IV Semester

**Branch:** Common to all branches

### Teaching Scheme:

L		T	P	C
3		1	-	4

### Examination Scheme:

Continuous Internal Evaluation	40 Marks
End Semester Exam	60 Marks

### Course Learning Objectives:

This course will develop student's knowledge on/in...

**LO1:** to introduce the basic concepts of semiconductors and conductivity in semiconductors

**LO2:** to impart the knowledge on working of semiconductor diode as Rectifier

**LO3:** to make the students to understand the basic concepts of BJT & DC biasing concepts

**LO4:** to introduce the fundamental concepts and basic principles of special semiconductor devices.

### UNIT-I(9+3)

**Introduction to Electronics:** Analog Signals (DC & AC), Sources (DC & AC), Digital Signals

**Semiconductors:** Energy bands in solids, Concept of forbidden gap, Insulator, Metals and Semiconductors, Transport phenomenon in semiconductors: Mobility and conductivity, Intrinsic semiconductor, Donor and Acceptor impurities, Fermi level, Drift currents and Diffusion currents, Temperature dependence of conductivity, Hall Effect

### UNIT-II(9+3)

**Semiconductor Diode:** Junction, Band diagram, Depletion layer, V-I characteristics of P-N Diode, Diode resistance and capacitance, Avalanche and Zener break down mechanisms

**Diode Circuits:** Rectifier circuits - Half wave, Full wave & Bridge rectifiers, Ripple factor with and without filters, Voltage regulation using Zener diode, Block diagram of DC adapter.

### UNIT-III(9+3)

**Bipolar Junction Transistor:** Physical structure, Transistor current components, CE, CB & CC configurations and their Input & Output characteristics

**DC Analysis of BJT Circuits:** DC load line, Need for biasing, Transistor biasing techniques for CE configuration, Basic transistor applications: Switch and Amplifier.

### UNIT-IV(9+3)

**Field Effect Transistor:** Physical structure, Operation and Characteristics of a Junction Field Effect Transistor (JFET), MOSFET, DMOSFE, EMOSFET.

**Special Semiconductor Devices:** Operation and Characteristics- Tunnel Diode, Schottky diode, Photo Diode, Photo Transistor, PIN Diode, LED, LASER, UJT.

### Text Books:

1. Bhargava and Kulashresta, "Basic Electronics and Linear Circuits", TTTI, TMH, India.
2. S. Salivahanan and N. Suresh Kumar, "Electronic Devices and Circuits", Tata McGraw Hill Education (India) Private Ltd, 2<sup>nd</sup> Edition, 2009.

### Reference Books:

1. Jacob Millman, Christos C Halkias, "Electronic Devices and Circuits", 3/e, TMH, India.
2. David.A.Bell, "Electronic Devices and Circuits", Oxford University Press, New Delhi, India.
3. Neil storey, "Electronics: A systems Approach", 4/e-Pearson Education Publishing company Pvt. Ltd, India



**Course Outcomes (COs)**

Course Code: <b>U18EC401B</b>		Course Name: <b>BASIC ELECTRONICS ENGINEERING</b>
<b>CO</b>	<b>CO Code</b>	Upon completion of this course, the student will be able to..
<b>CO1</b>	<b>U18EC401B.1</b>	Analyze the behavior of semiconductor devices
<b>CO2</b>	<b>U18EC401B.2</b>	Design half wave and full wave rectifier circuits with filters
<b>CO3</b>	<b>U18EC401B.3</b>	Characterize BJT configurations with input output characteristics and biasing techniques
<b>CO4</b>	<b>U18EC401B.4</b>	Acquire knowledge of new emerging areas of science and technology in differentiating semiconductor devices..

**Course Articulation Matrix (Mapping of COs with POs and PSOs)**

Course Code: <b>U18EC401B</b>		Course Name: <b>BASIC ELECTRONICS ENGINEERING</b>													
CO Code	PO	PO	PO	PO	PO	PO	PO	PO	PO	PO	PO	PO	PSO	PSO	PSO
	1	2	3	4	5	6	7	8	9	10	11	12	1	2	3
<b>U18EC401B.1</b>	2	2	1	2	-	-	-	-	-	-	-	-	2	-	1
<b>U18EC401B.2</b>	2	2	2	2	-	-	-	-	-	-	-	-	-	-	-
<b>U18EC401B.3</b>	2	2	2	2	-	-	-	-	-	-	-	-	-	-	-
<b>U18EC401B.4</b>	2	2	1	2	-	-	-	-	-	-	-	2	2	-	1
<b>U18EC401B</b>	2	2	1.5	2	-	-	-	-	-	-	-	2	2	-	1

## U18OE401C ELEMENTS OF MECHANICAL ENGINEERING

**Class:** B.Tech., IV-Semester

**Branch:** Common to all branches

**Teaching Scheme:**

L	T	P	C
3	1	-	4

**Examination Scheme:**

Continuous Internal Evaluation :	40 marks
End Semester Exam :	60 marks

### Course Learning Objectives (LOs):

This course will develop students' knowledge in/on

**LO1:** types of materials, design methodology and elements of power transmission

**LO2:** different manufacturing processes and their applications.

**LO3:** laws of thermodynamics and types of systems

**LO4:** principle and applications of SI & CI engines.

### UNIT- I (12)

**Engineering Materials:** Classification, properties and applications

**Design Criterion:** Discrete steps in engineering design process

**Power Transmission:** Classification; flat belt drives - length of open and cross belts, belt tensions and power transmitted; Gears-types and applications; spur gear-nomenclature

**Bearings:** Types - sliding & rolling contact bearings and applications;

### UNIT- II (12)

**Manufacturing Processes:** Classification; Foundry- steps in sand casting process; pattern-types, materials and allowances, mould cross section, moulding sand-composition and properties; Machining: lathe machine-line diagram and operations; Welding-classification; principle of arc welding- AC and DC welding, principle of gas welding, principle of brazing and soldering;

Metal forming process: forging, rolling, extrusion.

### UNIT- III (12)

**Thermodynamics:** System-types, state, property, process and cycle; Energy-property; Zeroth law, thermodynamic equilibrium, laws of perfect gases.

**Law of Thermodynamics:** First law- applied to a cycle, change of state, Internal energy, Enthalpy; Work and Heat in closed systems- Isobaric, Isochoric, Isothermal, Adiabatic and Polytropic; PMM-I, limitations of first law of thermodynamics.

### UNIT- IV (12)

**Second Law of Thermodynamics:** Kelvin-Planck and Clausius Statements and their equivalence; Carnot cycle, Carnot theorem, heat engine, heat pump and refrigerator; working principle of domestic air conditioner-line diagram.

**IC Engines:** Classification; working principle of four and two stroke SI and CI engines.

### Text Book:

1. Mathur, Mehta and Tiwari, "Elements of Mechanical Engineering", Jain Brothers, New Delhi, 2017.

### Reference Books:

1. Hazra Chowdary. S. K and Bose, "Basic Mechanical Engineering", Media Promoters and Publishers Pvt. Ltd, India, 2010.
2. P. K. Nag, "Engineering Thermodynamics", Tata McGraw Hill, New Delhi.
3. Hazra Chowdary. S. K and Bose, "Workshop Technology, Vol. I & II", Media Promoters and publishers Pvt Ltd, India.

**Course Outcomes (COs):**

Course Code:U18OE401C Course Name: <b>Elements of Mechanical Engineering</b>		
CO	CO code	Upon completion of this course, the student will be able to...
CO1	U18OE401C.1	<i>explain mechanical properties of an engineering materials and learn the steps in design methodology.</i>
CO2	U18OE401C.2	<i>describe the principles of manufacturing processes</i>
CO3	U18OE401C.3	<i>apply first law of thermodynamics to various processes to calculate work and heat for a closed system.</i>
CO4	U18OE401C.4	<i>define second law of thermodynamics and demonstrate the working principle of IC engines.</i>

**Course Articulation Matrix (Mapping of COs with POs and PSOs):**

Course code: U18OE401C Course Name: <b>Elements of Mechanical Engineering</b>															
CO Code	PO 1	PO 2	PO 3	PO 4	PO 5	PO 6	PO 7	PO 8	PO 9	PO 10	PO 11	PO 12	PSO 1	PSO 2	PSO 3
U18OE401C.1	2	2	-	-	-	-	-	-	-	-	-	-	1	1	1
U18OE401C.2	2	-	-	-	-	-	-	-	-	-	-	-	1	-	-
U18OE401C.3	2	2	-	-	-	-	-	-	-	-	-	-	1	1	-
U18OE401C.4	2	2	-	-	-	-	-	-	-	-	-	-	1	1	-
U18OE401C	<b>2</b>	<b>2</b>	-	-	-	-	-	-	-	-	-	-	<b>1</b>	<b>1</b>	<b>1</b>

## U18OE401D FUNDAMENTALS OF MEASUREMENTS & INSTRUMENTATION

**Class:**B.Tech. IV–Semester

**Branch:** Common to all Branches

**Teaching Scheme:**

L	T	P	C
3	1	-	4

**Examination Scheme:**

Continuous Internal Evaluation	40 marks
End Semester Examination	60 marks

### **Course Learning Objectives (LOs):**

This course will develop students' knowledge on /in

*LO1: working principle of DC measuring instruments; DC, AC bridge circuits and their applications*

*LO2: principle of operation of Q meter, DVM, DMM, CRO, DSO and display devices*

*LO3: working principle of various transducers and their applications*

*LO4: working principle of seismic transducers, piezoelectric accelerometer, sound level meter, level transducer, flow meter and data acquisition system*

### **UNIT-I (9+3)**

**DC measuring instruments (principle of operation):** Measurement system - block diagram and example; performance characteristics - accuracy, precision, resolution, threshold, span, % error and fidelity; DC meters (working principle) - PMMC mechanism, shunt type ammeter, series type voltmeter, shunt type ohmmeter; DC potentiometers - Crompton's DC potentiometer, calibration of meters (ammeter, voltmeter & wattmeter) using DC potentiometer

**DC & AC bridges:** General bridge balance equation, bridge calibration, applications of bridges, Wheatstone bridge, Maxwell bridge, Schering bridge, Wien's bridge

### **UNIT - II (9+3)**

**Electronic instruments (principle of operation):** Q-meter - basic Q-meter circuit; digital meter - characteristics (resolution & count), DC & AC attenuators, block diagram of dual slope type digital voltmeter, block diagram of digital multimeter (DMM); oscilloscopes - working principle of cathode ray tube (CRT), block diagram of cathode ray oscilloscope (CRO), block diagram of digital storage oscilloscope (DSO); display devices - working principle of LED & LCD types

### **UNIT - III (9+3)**

**Transducers (principle of operation):** Transducer - classification, examples and ideal requirements; sensors - cantilever beam & proving ring types of load cells, bourdon tube & diaphragm type pressure sensors; resistive transducers - piezo-resistive effect of strain gauge (SG), gauge factor, SG type force transducer, SG type pressure transducer and RTD; thermocouple type temperature transducer, LVDT type inductive transducer, differential type capacitive transducer, piezoelectric type transducer; photoelectric type transducer

### **UNIT - IV (9+3)**

**Transducers (principle of operation):** Seismic transducers - displacement transducer, velocity pickup and accelerometer, piezoelectric accelerometer, sound level meter (block diagram), capacitive microphone, capacitive type level transducer (double electrode type), ultrasonic flow meter and electromagnetic flow meter; introduction to data acquisition (DAQ) system

### **Text Books:**

1. P. Pruthviraj, B. Bhudaditya, S. Das and K. Chiranjib, "Electrical and Electronic Measurement and Instrumentation", McGraw-Hill Education, 2<sup>nd</sup> edition, 2013, New Delhi. (Chapters 1 to 3, 8 to 10 and 13 to 15)
2. Arun K. Ghosh, "Introduction to Transducers", PHI, 4<sup>th</sup> edition, 2015, New Delhi. (Chapters 1 to 7)

**Reference Books:**

- 1 A.K. Sawhney, "Electrical and Electronics Measurements and Instrumentation", *Dhanpatrai & Co.*, 2015, New Delhi.
- 2 Helfrick. A.D and Cooper W.D., "Modern Electronic Instrumentation and Measurement Techniques", *Pearson India Edn.*, 2<sup>nd</sup> edition, 2016, New Delhi.
- 3 B.C. Nakra, K.K Choudhry, "Instrumentation Measurement and Analysis", *TMH*, 4<sup>th</sup> edition, 2008, New Delhi.
- 4 D.V.S. Murthy, "Transducers and Instrumentation", *Prentice Hall of India*, 2<sup>nd</sup> edition, 2012, New Delhi.

**Course Outcomes (COs):**

Course Code: U18EI401D Course Name: <b>FUNDAMENTALS OF MEASUREMENTS &amp; INSTRUMENTATION</b>		
CO	CO Code	Upon completion of this course, students will be able to...
CO1	U18EI401D.1	explain about working principle of measurement system, PMMC based meters and applications of DC & AC bridge circuits
CO2	U18EI401D.2	describe the principle of operation of Q-meter, DVM, DMM, CRO, DSO and display devices
CO3	U18EI401D.3	elaborate on the working principle of resistive, inductive, capacitive and piezoelectric transducers and their applications
CO4	U18EI401D.4	explain about seismic transducers, sound level meter, level transducer, flow meters and block diagram of data acquisition system

**Course Articulation Matrix (Mapping of COs with POs and PSOs):**

Course Code: U18EI401D Course Name: <b>FUNDAMENTALS OF MEASUREMENTS &amp; INSTRUMENTATION</b>															
CO Code	PO	P	P	P	P	P	P	P	P	P	P	P	PS	PS	PS
	1	O	O	O	O	O	O	O	O	O	O	O	O	O	O
		2	3	4	5	6	7	8	9	10	11	12	1	2	3
U18EI401D.1	2	1	1	1	-	-	1	-	-	-	-	1	1	1	1
U18EI401D.2	2	1	1	1	-	-	1	-	-	-	-	1	1	1	-
U18EI401D.3	2	1	1	1	-	-	1	-	-	-	-	1	1	1	-
U18EI401D.4	2	1	1	1	-	-	1	-	-	-	-	1	1	1	-
U18EI401D	2	1	1	1	-	-	1	-	-	-	-	1	1	1	1

## U18OE401E FUNDAMENTALS OF COMPUTER NET WORKS

**Class:**B.Tech. IV- Semester

**Branch:** Common to all branches

### Teaching Scheme:

L	T	P	C
3	-	-	3

### Examination Scheme:

Continuous Internal Evaluation	40 marks
End Semester Exam	60 marks

### Course Learning Objectives (LO) :

This course will develop students' knowledge in/on

*LO1: network topologies, network reference models, network architecture and data transmission*

*LO2: design issues and protocols of data link layer, error detection and correction, MAC protocols and ethernet standards*

*LO3: principles and design issues of network layer and internet protocols*

*LO4: transport layer design issues, protocols and application layer services*

### UNIT - I (9)

**Introduction:** History of Computer Networks and The Internet, Principles of Computer Network Design, Network Architecture, Network Types.

**Physical Layer:** Factors Affecting Data Transmission, Data Transmission, Data Transmission Codes: Non-return to Zero, Manchester Encoding, Digital modulation & Modems, Transmission Media.

### UNIT - II (9)

**Data Link Layer:** Functions of Data Link Layer, Framing Techniques, Error Detection and Correction, Elementary Data Link Layer Protocols for Flow Control.

**Local Area Networks:** Medium Access Protocols, LAN Protocol Stack, Ethernet Protocols, IEEE 802.11 LAN Standard: IEEE 802.11 Protocol Stack, Wireless LAN Topologies, Frames in IEEE 802.11.

### UNIT - III (9)

**The Network Layer:** Network Layer Services, Packet Switching Networks, The Internet Protocol (IP): IP Header in IPv4, IP Addressing in IPv4, Subnet addressing and Classless Inter-Domain Routing (CIDR), Address Resolution Protocol, Dynamic Host Configuration Protocol, Internet Layer Protocols, Fragmentation and Reassembly, IP Version 6: Motivation for IPv6 Development, Features of IPv6, IPv6 Address Representation.

**Routing Protocols:** Elements of Routing Protocol Performance, Flooding, Distance-Vector and Link State Routing Protocols, Hierarchical Routing.

### UNIT - IV (9)

**The Transport Layer:** User Datagram Protocol, Transmission Control Protocol, TCP State Transition Diagram, Other TCP Timers, TCP Congestion Control.

**The Application Layer:** World Wide Web, Domain Name System, Electronic Mail.

**Network Security:** Threats and Vulnerabilities in Computer Networks, Cryptographic Algorithms, Data Encryption Standard.

### Text Book:

1. Mayank Dave, "Computer Networks", Second Edition, Cengage Learning, ISBN-13:978-81-315-0986-9, 2014.

### Reference Books:

1. Forouzan, "Data Communication and Networking", Fifth Edition, TMH, ISBN978-0-07-296775-3, 2012.
2. William Stallings, "Data and Computer Communications", Ninth Edition, Prentice-Hall India, ISBN-81-203-1240-6, 2011.
3. Andrew S.Tanenbaum, David J. Wetherall, "Computer Networks", Fifth Edition, Pearson Education, ISBN-13: 978-0-13-212695-3, 2011.

**Course Outcomes (COs):**

Course Code: U18OE401E Course Name: <b>Fundamentals of Computer Networks</b>		
<b>CO</b>	<b>CO code</b>	Upon completion of this course, the student will be able to...
<b>CO1</b>	<b>U18OE401E.1</b>	<i>describe various network topologies, architecture and techniques for data transmission modes</i>
<b>CO2</b>	<b>U18OE401E.2</b>	<i>outline various design issues in data link layer and develop protocols to handle data link layer operation</i>
<b>CO3</b>	<b>U18OE401E.3</b>	<i>describe various design issues and develop protocols for network Layer.</i>
<b>CO4</b>	<b>U18OE401E.4</b>	<i>explain various design issues, protocols of transport layer &amp; application layer services</i>

**Course Articulation Matrix (Mapping of COs with POs and PSOs):**

Course code: U18OE401E Course Name: <b>Fundamentals of Computer Networks</b>															
CO Code	PO 1	PO 2	PO 3	PO 4	PO 5	PO 6	PO 7	PO 8	PO 9	PO 10	PO 11	PO 12	PSO 1	PSO 2	PSO 3
<b>U18OE401E.1</b>	2	1	-	1	-	1	-	-	-	-	-	1	2	3	1
<b>U18OE401E.2</b>	3	3	2	1	1	1	-	-	-	-	-	1	3	3	1
<b>U18OE401E.3</b>	3	3	2	2	1	1	-	-	-	-	-	1	3	3	1
<b>U18OE401E.4</b>	3	3	2	2	1	1	-	-	-	-	-	1	3	3	1
<b>U18OE401E</b>	<b>2.75</b>	<b>2.5</b>	<b>2</b>	<b>1.5</b>	<b>1</b>	<b>1</b>	-	-	-	-	-	<b>1</b>	<b>2.75</b>	<b>3</b>	<b>1</b>

## U18OE401F RENEWABLE ENERGY SOURCES

**Class:** B.Tech, IV Semester

**Branch:** Common to all branches

### Teaching Scheme:

L	T	P	C
3	-	-	3

### Examination Scheme:

Continuous Internal Evaluation	40 marks
End Semester Examination	60 marks

#### Course Learning Objectives (LOs) :

This course will develop student's knowledge in/on

**LO1** *different renewable energy sources and principle of solar energy systems*

**LO2** *wind energy, geothermal energy and MHD power generation systems*

**LO3** *harnessing energy from oceans and biomass*

**LO4** *working of fuel cells and different energy storage systems*

#### UNIT-I (9)

**Introduction:** Conventional and non-conventional sources of energy – Brief Description of different Renewable energy sources

**Solar Energy:** Introduction to prospects of solar photovoltaic (SPV) systems, principle of a PV cell, large scale SPV systems, economic considerations of SPV systems, PV cell technology, merits and limits of SPV systems, applications of SPV systems-street lighting, domestic lighting, Battery charging, SPV pumping systems

#### UNIT-II (9)

**Wind Energy:** Principles of wind power- Operation of a wind turbine- Site Characteristics.

**Geothermal Energy:** Origin and types of geothermal energy- Operational Difficulties- Vapor dominated systems- Liquid dominated systems- Petro- thermal systems.

**Magneto-Hydro Dynamic (Mhd) Power Generation:** MHD system- Open and Closed systems- Advantages of MHD systems.

#### UNIT-III (9)

**Energy from Oceans:** Ocean temperature differences, ocean waves-Wave motions and tides-Energy from the waves; Introduction of tidal power, basic principle of tidal power, components of tidal power plants, advantages and disadvantages

**Bio-Energy:** Introduction-bio-mass conversion, technologies-wet process, dry process, photo synthesis; Biogas generation- biogas from power plant wastes, methods of maintaining biogas production, utilization of biogas, biogas gasification, applications of gasifiers

#### UNIT-IV (9)

**Chemical Energy Sources:** Introduction of fuel cells, Principle of Operation of fuel cell, Classification of Fuel cells, Advantages and disadvantages of fuel cells.

**Types of Energy Storage Systems:** Introduction, Different types of Batteries, Ultra Capacitors, Flywheels, Super Conducting Magnetic storage

#### TEXT BOOKS:

1. Rai G.D "Non-Conventional Energy Sources", Khanna Publishers, NewDelhi
2. Felix A. Farret, M. Godoy Simoes, –Integration of Alternative Sources of Energy, John Wiley & Sons, 2006
3. Bansal N.K, Kaleman and M.Miller, "Renewable Energy Sources and Conversion Technology", TATA Mc Graw-Hill, NewDelhi



**REFERENCE BOOKS:**

1. EL-Wakil M.M, "Power Plant Technology", Mc Graw-Hill, NewYork
2. Duffie and Beckman, "Solar Energy Thermal Process", John Wiley & Sons, NewYork

Course Code: U18OE401F		Course Name: <b>Renewable Energy Sources</b>
CO	CO code	Upon completion of this course, the student will be able to...
CO1	U18OE401F.1	<i>compare conventional and non-conventional energy resources; explain the working principle of solar energy harnessing and its applications</i>
CO2	U18OE401F.2	<i>explain the working principles of wind energy, geothermal energy and MHD power generation systems</i>
CO3	U18OE401F.3	<i>describe the harnessing of electric power from oceans and biomass</i>
CO4	U18OE401F.4	<i>explain the principle of operation of fuel cells and different types of energy storage systems</i>

**Course Articulation Matrix (Mapping of COs with POs and PSOs):**

Course code: U18OE401F		Course Name: <b>Renewable Energy Sources</b>													
CO Code	PO1	PO2	PO3	PO4	PO5	PO6	PO7	PO8	PO9	PO10	PO11	PO12	PSO1	PSO2	PSO3
U18OE401F.1	3	-	-	-	-	-	1	-	-	-	-	-	3	-	-
U18OE401F.2	3	-	-	-	-	-	1	-	-	-	-	-	3	-	-
U18OE401F.3	3	-	-	-	-	-	1	-	-	-	-	-	3	-	-
U18OE401F.4	3	-	-	-	-	-	1	-	-	-	-	-	3	-	-
U18OE401F	3	-	-	-	-	-	1	-	-	-	-	-	3	-	-

## U18TP402 SOFT AND INTERPERSONAL SKILLS

**Class:** B. Tech. IV semester

**Branch:** Common to all branches

**Teaching Scheme:**

L	T	P	C
-	-	2	1

**Examination Scheme:**

Continuous Internal Evaluation	100 marks
End Semester Examination	-

### Course Learning Objectives (LOs):

This course will develop students' knowledge in/on....

LO1: logical construction of speech appropriate for the occasion and exhibiting team work

LO2: acquiring spontaneity, presence of mind for effective communication

LO3: identifying, analyzing the theme of the topic and understanding presentation skills

LO4: communicating professionally and developing strategies in selecting career objectives in line with industry expectations

### LIST OF ACTIVITIES

Introduction

<b>Activity 1</b>	Team interaction
<b>Activity 2</b>	SWOT analysis
<b>Activity 3</b>	Debate
<b>Activity 4</b>	Group Discussion

<b>Activity 5</b>	Presentations through PPTs
<b>Activity 6</b>	Video Synthesis
<b>Activity 7</b>	Resume Writing
<b>Activity 8</b>	Email Etiquette

Activity 9 : My interview Plan: Self Introduction & FAQs } Comprehensive Presentation  
 Activity 10 : "My Career Plan" Oral presentation }

**Text Books:**

- Developing Communications Skills - Krishna Mohan & Meera Benerji
- Soft Skills -Alex.K
- Soft skills Cornerstone of Professional success - Raman & Meenakshi

**References:**

- [https://onlinecourses.nptel.ac.in/noc19\\_hs20/preview](https://onlinecourses.nptel.ac.in/noc19_hs20/preview)
- [https://onlinecourses.nptel.ac.in/noc18\\_hs30/preview](https://onlinecourses.nptel.ac.in/noc18_hs30/preview)

**Course Outcomes (COs):**

Course code: U18TP302/U18TP402		Course Name: <b>Soft and Interpersonal Skills</b>
<b>CO</b>	<b>CO code</b>	<i>Upon completion of this course, the student will be able to...</i>
CO1	U18TP402.1	<i>introspect to convert strengths into opportunities, identify weaknesses, bypass threats</i>
CO2	U18TP402.2	<i>present views on various issues confidently in a group</i>
CO3	U18TP402.3	<i>make effective PPT presentations, synthesize videos</i>
CO4	U18TP402.4	<i>prepare a professional resume, communicate effectively to attain better opportunities</i>

**Course Articulation Matrix (Mapping of COs with POs and PSOs):**

Course code: U18TP402		Course Name: <b>Soft and Interpersonal Skills</b>													
CO Code	PO 1	PO 2	PO 3	PO 4	PO 5	PO 6	PO 7	PO 8	PO 9	PO 10	PO 11	PO 12	PSO 1	PSO 2	PSO 2
U18TP402.1	-	-	-	-	-	-	-	-	2	3	-	-	1	1	1
U18TP402.2	-	-	-	-	-	-	-	2	3	3	-	-	1	1	1
U18TP402.3	-	-	-	-	-	-	-	-	2	3	-	-	1	1	1
U18TP402.4	-	-	-	-	-	-	-	1	2	3	-	-	1	1	1
U18TP402	-	-	-	-	-	-	-	1.5	2.25	3	-	-	1	1	1

## U18OE403A OBJECT ORIENTED PROGRAMMING

**Class:** B. Tech IV-Semester

**Branch:** Common to all branches

### Teaching Scheme:

L	T	P	C
3	-	-	3

### Examination Scheme:

Continuous Internal Evaluation	40 marks
End Semester Examination	60 marks

#### Course Learning Objectives (LOs):

This course will develop students' knowledge in/on...

LO1: fundamentals of object oriented and java programming.

LO2: classes, objects and inheritance for implementing object oriented concepts.

LO3: polymorphism, interfaces and packages for realizing object oriented programming.

LO4: manage Exceptional and I/O operations in application developments.

### UNIT - I (9)

**Fundamentals of Object Oriented Programming:** Programming paradigms, Basic concepts of Object Oriented paradigm (OOP), benefits and applications of OOP.

**Basics of Java Language:** Java language Features, Java Programming Structure, Java Tokens, JVM, Constants, Variables, Data types, Scope of variable, Type Casting, Operators and Expressions, Branching and looping statements, Arrays.

### UNIT - II (9)

**Classes and Objects:** Defining a class, Field declaration, Method declaration, Creating object, Accessing Class Members, Constructors, garbage collection, Static members, Nested and inner classes, Command line arguments, Wrapper classes.

**Inheritance:** Extending a class, Defining subclasses, Subclass constructor, Multilevel inheritance, Hierarchical inheritance, Access controls, *this* and *super* keywords.

### UNIT-III (9)

**Polymorphism:** Overloading methods, Overloading constructors, Overriding Methods, Dynamic method dispatch, Abstract classes, Final Keyword.

**Interfaces:** Defining an interface, Implementing interfaces, Nested Interfaces, Variables in interfaces, Extending interfaces

**Packages:** Packages, java API packages, Using System Packages, Naming Conventions, Creating Packages, Accessing Packages, Adding a class to package, Hiding classes, StaticImport.

### UNIT - IV (9)

**Exception handling:** Fundamentals, Exception types, Uncaught exceptions, Using try and catch, Multiple catch clauses, Explicit exceptions with *throw*, *throws* and *finally* keywords.

**String Handling:** String constructors, String length, String operations, Character extraction, String comparison, Searching string, Modifying string, Changing string cases, Joining strings.

**Using I/O:** I/O Basics, Reading console Input, Writing console output, Reading and writing files.

#### Text Books:

1. Herbert Schildt, "JAVA The Complete Reference", 9th Edition, McGraw-Hill Education India Pvt.Ltd , ISBN: 9781259002465,2014.
2. E.Balgurusamy, "Programming with JAVA a primer", 5e Edition, McGraw-Hill Publication Ltd, ISBN: 9351343200,2014.

**References Books:**

1. P Radha Krishna, "Object Oriented Programming through JAVA", Universities Press, ISBN: 9788173715723,2011.
2. Herbert Schildt,"JAVA The Complete Reference", McGraw-Hill Education India Pvt.Ltd , 9th Edition, ISBN: 9781259002465,2011.
3. Kathy Sierra, Bert Bates, "Head First Java", O'Reilly Publications, 2nd Edition, ISBN-13: 978- 0596009205.
4. Uttam K.Roy, "Advanced JAVA Programming", Oxford Publications; First edition, ISBN- 13: 978-0199455508.

Course Code: <b>U18OE403A</b> Course Name: <b>Object Oriented Programming</b>		
CO	CO code	Upon completion of this course, the student will be able to...
CO1	U18OE403A.1	demonstrate object oriented concepts and java programming features.
CO2	U18OE403A.2	solve computing problems using object orientation and inheritance concepts.
CO3	U18OE403A.3	use polymorphism, interfaces and Packages for effective object oriented programming
CO4	U18OE403A.4	handle Exceptions and I/O operations in application development.

**Mapping of the Course Learning Outcomes with Program Outcomes:**

Course Code: <b>U18OE403A</b> Course Name: <b>Object Oriented Programming</b>															
CO/PO	PO 1	PO 2	PO 3	PO 4	PO 5	PO 6	PO 7	PO 8	PO 9	PO 10	PO 11	PO 12	PSO 1	PSO 2	PSO 3
U18OE403A.1	2	2	2	1	2	1	-	1	2	1	2	1	2	2	2
U18OE403A.2	2	2	2	1	2	1	-	-	2	1	2	1	2	2	2
U18OE403A.3	2	2	2	1	2	1	-	-	2	1	2	1	2	2	2
U18OE403A.4	2	2	2	1	2	1	1	1	2	1	2	1	2	2	2
U18OE403	2	2	2	1	2	1	1	1	2	1	2	1	2	2	2

## U18OE403B FLUID MECHANICS AND HYDRAULIC MACHINES

**Class:** B.Tech.IV-Semester

**Branch:** Common to all branches

**Teaching Scheme:**

L	T	P	C
3	-	-	3

**Examination Scheme:**

Continuous Internal Evaluation	40 marks
End Semester Examination	60 marks

### Course Learning Objectives (LOs):

This course will develop students' knowledge in /on

**LO1:** various Properties of fluids and fluid statics

**LO2:** application of Bernoulli's equation and dimensional analysis

**LO3:** flow through pipes and working principles of hydraulic turbines

**LO4:** performance of reciprocating and centrifugal pumps

### UNIT-I(9)

**Fluid fundamentals:** Classification of fluids, fluid properties - density, specific weight, specific gravity, specific volume, viscosity, capillarity, vapor pressure, compressibility, surface tension, cohesion and adhesion.

**Fluid statics:** Pascal's Law, hydrostatic Law, measurement of pressure, manometers, Piezometer, U- tube differential manometer, inverted differential manometer, hydrostatic forces on submerged plane and curved surfaces, buoyancy, metacenter, stability of floating and submerged bodies

### UNIT-II (9)

**Fluid dynamics:** Classification of fluid flow, continuity equation in one, two and three dimensional flow, velocity potential and stream function, forces causing motion, Euler's equation of motion, Bernoulli's Equation, applications of Bernoulli's equation, venturi meter, orifice meter, pitot tube, linear momentum equation, application of linear momentum equation to forces on pipe bend.

**Dimensional analysis:** Dimensional analysis by Rayleigh's method and Buckingham  $\pi$ 's theorem, dimensionless numbers and model laws, Reynolds law and Froude's law.

### UNIT-III(9)

**Flow through pipes:** Loss of head in pipes, expression for head loss due to major and minor losses in pipes, HGL and TEL lines, pipes in series and parallel, equivalent pipe.

**Hydraulic turbines:** Concept of impact jets, classification, head, losses and various efficiencies, Pelton turbines, components, velocity triangles, power and efficiencies, reaction turbines, Francis and Kaplan turbines, efficiencies and characteristics, unit quantities, specific speed, draft tube theory.

### UNIT-IV (9)

**Reciprocating pumps:** Working of single and double acting pumps, work done and efficiencies, slip, negative slip, performance characteristics of pumps, air vessel.

**Centrifugal pumps:** Principle, components, work done and efficiency, pumps in series and in parallel, multi stage pumps, characteristics, cavitation and priming.

### Text Book:

1. P.N.Modi and S.M. Seth, "Hydraulics and Fluid Mechanics Including Hydraulic Machines", Standard Book House, Rajsons Publications Private Limited, 21<sup>th</sup>edn.,2017

### Reference Books:

1. R.K.Bansal, "Fluid Mechanics and Hydraulic Machines", Periodicals PrivateLtd.,2018
2. Victor Streeter and E. Benjamin Wylie, "Fluid Mechanics", McGraw Hill, Singapore, 9<sup>th</sup>edn.,2017.
3. Frank M. White, "Fluid Mechanics", Special Indian Edition, Tata McGraw Hill, New Delhi,2011.
4. A.K. Jain, "Fluid Mechanics Including Hydraulic Machines", Khanna Publications,12<sup>th</sup>edn,2018.

**Course Outcomes (COs):**

Course Code: U18OE303B Course Name: Fluid mechanics and hydraulic machines		
CO	CO code	Upon completion of this course, the student will be able to...
CO1	U18CE403B.1	<i>summarize fluid properties using fundamental laws of fluid statics.</i>
CO2	U18CE403B.2	<i>analyse fluid flows using Bernoulli's equation and model laws.</i>
CO3	U18CE403B.3	<i>estimate losses in pipes and characterize hydraulic turbines.</i>
CO4	U18CE403B.4	<i>discuss the working principle and characteristics of pumps.</i>

**Course Articulation Matrix (Mapping of COs with POs and PSOs):**

Course Code: U18OE303B Course Name: Fluid mechanics and hydraulic machines															
CO Code	PO 1	PO 2	PO 3	PO 4	PO 5	PO 6	PO 7	PO 8	PO 9	PO 10	PO 11	PO 12	PSO 1	PSO 2	PSO 3
U18CE403B.1	2	1	-	-	-	-	-	-	1	1	-	1	1	-	-
U18CE403B.2	2	1	-	1	-	-	-	-	1	1	-	1	1	-	-
U18CE403B.3	2	1	-	1	-	-	-	-	1	1	-	1	1	-	-
U18CE403B.4	2	1	-	1	-	1	-	-	1	1	-	1	1	-	-
U18CE403B	2	1	-	1	-	1	-	-	1	1	-	1	1	-	-

## U18OE403C MECHATRONICS

**Class:** B.Tech. IV-Semester

**Branch:** Common to all branches

**Teaching Scheme:**

L	T	P
3	-	-

**Examination Scheme:**

Continuous Internal Evaluation	40 marks
End Semester Exam	60 marks

### Course Learning Outcomes (LOs):

This course will develop students' knowledge in / on

**LO1:** role of mechatronics based technology, sensors and transducers used in industry

**LO2:** various types of actuation systems, working principles and their applications

**LO3:** mathematical models for various types of systems

**LO4:** various transfer functions and control modes

### UNIT-I (9)

**Introduction to Mechatronics:** Measuring system, Control systems, Microprocessor based controllers. Mechatronics approach.

**Sensors and Transducers:** Performance, terminology. displacement, position, proximity, velocity and motion.

### UNIT-II (9)

**Actuation Systems:** working principles of pneumatic and hydraulic systems, directional control valves, pressure control valves, process control valves and rotary actuators.

**Electrical Actuation Systems:** working principles of electrical system, mechanical switches, solid-state switches solenoids, DC motors, AC motors and stepper motors.

### UNIT-III (9)

**Basic Models:** Mathematical models, mechanical system building blocks, electrical system building blocks, fluid system building blocks and thermal system building blocks.

**System Models:** Engineering system, rotational-translational system and electro- mechanical systems and hydraulic-mechanical system.

### UNIT-IV (9)

**System Transfer functions:** Transfer function, first order system, second order system, system in series and systems with feedback loops.

**Closed Loop Controllers:** Continuous and discrete processes. Control modes. Two step mode and proportional mode. Derivative control, integral control, PID controller, digital controllers, velocity controllers and adaptive control.

### TEXT BOOK:

1. Bolton W., Mechatronics, Pearson Publications, 6/e, ISBN: 9788131732533, 2015.

### REFERENCE BOOKS:

1. Nitaigour Premchand Mahalik, Mechatronics: Principles Concepts and Applications, Tata McGraw Hill, 2/e, ISBN-13: 978-0070483743, 2017.
2. HMT, Mechatronics, Tata McGraw-Hill, ISBN9788415700272 New Delhi, 2000.
3. Devdas Shetty, Richard and Kilk, Mechatronics System and Design, Cengage Learning, Inc. 2/e, ISBN-13: 978-1439061985, 2010.

**Course Outcomes (COs):**

Course Code: U18OE403C		Course Name: MECHATRONICS
CO	CO code	Upon completion of this course, the student will be able to...
CO1	U18OE403C.1	apply the mechatronics approach and select suitable sensors and transducers for a given application.
CO2	U18OE403C.2	explain working principles of mechanical, hydraulic, pneumatic and electrical actuators and their applications.
CO3	U18OE403C.3	develop basic building blocks for mechanical, electrical, fluid and thermal systems and build mathematical models and analyze.
CO4	U18OE403C.4	explain various system transfer functions and select an appropriate closed loop controller for a given application

**Course Articulation Matrix (Mapping of COs with POs and PSOs):**

Course Code: U18OE403C		Course Name: MECHATRONICS													
CO Code	PO1	PO2	PO3	PO4	PO5	PO6	PO7	PO8	PO9	PO10	PO11	PO12	PSO1	PSO2	PSO3
U18OE403C.1	2	2	1	-	2	2	-	-	-	1	-	1	1	-	1
U18OE403C.2	2	2	1	-	2	-	-	-	-	1	-	1	1	-	1
U18OE403C.3	2	2	1	3	2	-	-	-	-	1	-	1	1	-	-
U18OE403C.4	2	2	1	1	2	-	-	-	-	1	-	1	1	-	1
U18OE403C	2	2	1	2	2	2	-	-	-	1	-	1	1	-	1



## U18OE403D WEB PROGRAMMING

**Class:** B.Tech. IV-Semester

**Branch:** Common to all branches

**Teaching Scheme :**

**Examination Scheme :**

L	T	P	C
3		-	3

Continuous Internal Evaluation	40 marks
End Semester Exam	60 marks

### Course Learning Objectives (LOs):

This course will develop students' knowledge in / on

LO1: designing static webpage using HTML Tags, CSS properties, interactivity with JavaScript

LO2: creating dynamic webpage using JSP.

LO3: developing server-side scripts for web applications using PHP.

LO4: building databases applications using PHP, MYSQL and XML.

### UNIT-I (9)

**HTML:** Document Structure, Basic Tags, Creating Headings, Working with Links, Creating Paragraph, Working with Images, Tables, Frames. Introduction to Forms and Controls: Creating HTML Form, Specifying Action URL and Method to Send the Form, Using HTML Controls.

**CSS:** CSS (Cascading style sheet) rules and properties, Types: Inline, External and Internal Style Sheets, Style Classes, MultipleStyles.

**JAVASCRIPT:** JavaScript syntax, Embedding JavaScript in HTML Page. Usage of variables, Working with Operators, Control-Flow Statements, Functions and Array, Creating Objects, Handling Events.

### UNIT-II (9)

**JSP:** Syntax and Semantics, JSP Development Model, Components of JSP page: Directives, Comments, Expressions, Scriptlets, Declarations, Implicit Objects, Standard Actions, Tag Extensions, A Complete JSP Example. Session and Thread Management: Session Tracking, Session API, Thread Management. Application Event Listeners.

**JDBC:** Database access with JDBC, Overview, JDBC drivers, connecting to database with DriverManager, Statement Interfaces: Statement, Prepared statement, Callable statement, Result Sets.

### UNIT-III (9)

**Introduction to PHP:** Overview of PHP, Advantages of PHP over scripting languages, Creating and running a PHP script, handling errors. Working with Variables and Constants: Variables, Data Types and Operators. Controlling Program Flow: Conditional Statements, Looping Statements, Break, Continue and Exit Statements. Working with Functions, Arrays, Files and Directories.

**Working with Forms:** Web Forms and Form Elements, Processing a Web Form, Validating a Web Form.

### UNIT-IV (9)

**Database using PHP:** Exploring Relational Database Model, Records and Primary Keys. Working with SQL Statements. Using PHP and MySQL: Checking Configuration, Connecting to Database, Selecting a Database, Adding and Altering a Table in a Database, Inserting and modifying Data in a Table, Retrieving Data from a Table.

**XML :**Introduction to XML, XML Basics: Syntax, Declaration, Elements, Attributes, Valid XML Documents, Viewing XML, XML Parser, XML Technologies, Document Object Model(DOM).

### Text Books:

1. Kogent, "Web Technologies HTML, CSS, JavaScript, ASP.NET, Servlets, JSP, PHP, ADO.NET, JDBC and XML", 1<sup>st</sup> Edition, Dreamtech Press (Black Book), ISBN-13:9789351192510,2013.
2. Phil Hanna, "JSP: The Complete Reference", 2<sup>nd</sup> Edition, McGraw-Hill, ISBN: 007-212768-6,2001.

**Reference Books:**

1. Ivan Bayross, "Web Enabled Commercial Application Development Using HTML, JavaScript, DHTML and PHP", 4<sup>th</sup> Edition, BPB Publications, ISBN-13: 978-8183330084, 2009,
2. UttamK. Roy, "Web Technologies", 7<sup>th</sup> Edition, Oxford Higher Education, ISBN-10: 0-19-806622-8, ISBN-13: 978-0-19-806622-4, 2010
3. Luke Welling, Laura Thomson, "PHP and MySQL Web Development", 3<sup>rd</sup> Edition, Sams Publications, ISBN: 0-672-32672-8, 2005
4. Jayson Falkner, Kevin Jones, "Servlets and Java Server Pages", 1<sup>st</sup> Edition, Pearson, ISBN: 0-321-13649-7, 2003

**Course Outcomes (COs):**

Course Code: U18OE403D		Course Name: Web Programming
CO	CO code	Upon completion of this course, the student will be able to...
CO1	U18OE403D.1	create static web pages using HTML Tags, CSS properties and Java scripts
CO2	U18OE403D.2	create dynamic web pages using java server page concepts.
CO3	U18OE403D.3	develop web server side applications using PHP concepts
CO4	U18OE403D.4	develop enterprise databases for web-based applications using PHP and MySQL.

**Course Articulation Matrix (Mapping of COs with POs and PSOs):**

Course Code: U18OE403D		Course Name: Web Programming													
CO Code	PO 1	PO 2	PO 3	PO 4	PO 5	PO 6	PO 7	PO 8	PO 9	PO 10	PO 11	PO 12	PSO 1	PSO 2	PSO 3
U18OE403D.1	2	2	2	1	2	1	-	1	2	1	2	1	2	2	2
U18OE403D.2	2	2	2	1	2	1	-	1	2	1	2	1	2	2	2
U18OE403D.3	2	2	2	1	2	1	-	1	2	1	2	1	2	2	2
U18OE403D.4	2	2	2	1	2	1	1	1	2	1	2	1	2	2	2
U18OE403D	2	2	2	1	2	1	1	1	2	1	2	1	2	2	2

## U18OE403E MICRO PROCESSORS

**Class:** B.Tech., IV-Semester

**Teaching Scheme:**

L	T	P	C
3	-	-	3

**Branch:** Common to all branches

**Examination Scheme:**

Continuous Internal Evaluation:	40 marks
End Semester Exam:	60 marks

### **Course Learning Objectives:**

This course will develop students' knowledge in/on

**LO1:** architectural issues of 8086 Microprocessor

**LO2:** programming concepts of 8086 Microprocessor

**LO3:** interfacing of 8086 microprocessor to various I/O subsystems.

**LO4:** serial data communication types and standards like RS232, IEEE 488 Bus.

### **UNIT - I(9)**

Review of 8085 MPU Architecture

**8086 Family Architecture:** Organization of 8086 CPU, Concept of Memory Segmentation, Segment Registers, Physical and Logical Addressing, Addressing Modes and Instruction Formats, Instruction Set.

### **UNIT - II(9)**

**Assembly Language Programming:** Assembler Directives, Simple Programming of 8086, Arithmetic, Logical and Data Processing Programs; Implementation of Control Loops, Structures, Strings, Procedures, Macros.

Pin Configuration, Minimum / Maximum Modes, Timing Diagrams, Delay Subroutines.

### **UNIT - III(9)**

**Interfacing with 8086:** 8086 Interrupts, Interrupt Service Routines, Programmable Interrupt Controller 8259, Programmable Peripheral Interface 8255, Interfacing of Switches, Keyboards, LEDs, Stepper Motor, ADCs and DACs.

### **UNIT - IV(9)**

DMA Controller 8257, Programmable Timer/Counter 8254.

**Serial Data Communication through 8086:** Types of Serial Communication, Synchronous and Asynchronous Communication, Serial Data Communication through USART 8251, Serial Data Communication Standards, RS-232, IEEE 488 Bus (GPIB).

### **Text Books:**

1. D.V.Hall, "Microprocessors and Interfacing: Programming & Hardware", 2nd Edition, *Tata McGraw Hill*, New Delhi, 1992. (Chapter 3 to 10)
2. Yuchang Liu, Glen A. Gibson, "Microcomputer Systems. The 8086/8088 Family, Architecture, Programming and Design", 2nd Edition, *PHI*, New Delhi, 1995. (Chapter 2 to 11)

### **Reference Books:**

1. Kenneth J. Ayala, Ayala Kenneth, "The 8086 Microprocessor: Programming and Interfacing The PC", *West Pub.*, 1994.
2. Barry B. Brey, "The Intel Microprocessors: Architecture, Programming and Interfacing", 2nd Edition, *PHI*, New Delhi, 1998.

**Course Outcomes (COs):**

Course Code: U18OE403E Course Name: MICRO PROCESSORS		
CO	CO Code	Upon completion of this course, the student will be able to...
CO1	U18OE 403E.1	<i>describe the architecture of 8086 microprocessor and explain instructions with suitable examples</i>
CO2	U18OE 403E.2	<i>write Assembly Language Programs (ALPs) to perform a given task</i>
CO3	U18OE 403E.3	<i>design 8086 microprocessor based system for given specifications with memory mapping</i>
CO4	U18OE 403E.4	<i>explain serial communication modes and discuss it standards</i>

**Course Articulation Matrix (Mapping of COs with POs and PSOs):**

Course code: U18OE403E			Course Name: MICRO PROCESSORS												
CO Code	PO 1	PO2	PO 3	PO 4	PO 5	PO 6	PO 7	PO 8	PO 9	PO 10	PO 11	PO 12	PSO 1	PSO 2	PSO 3
U18OE 403E.1	3	3	2	1	--	--	--	--	--	--	--	--	2	2	1
U18OE 403E.2	3	2	2	1	--	--	--	--	--	--	--	--	2	2	1
U18OE 403E.3	3	3	2	1	--	--	--	--	--	--	--	--	2	2	1
U18OE 403E.4	3	3	2	1	--	--	--	--	--	--	--	1	2	2	1
U18OE 403E	3	2.75	2	1	--	--	--	--	--	--	--	1	2	2	1

## U18OE403F STRENGTH OF MATERIALS

Class: B.Tech.IV-Semester

Branch: Common to all branches

Teaching Scheme :

L	T	P	C
3	-	-	3

Examination Scheme:

Continuous Internal Evaluation	40 marks
End Semester Examination	60 marks

### Course Learning Objectives (LOs):

This course will develop students' knowledge in / on

**LO1:** behaviour of bodies subjected to various types of stresses and strains

**LO2:** shear force and bending moment for determinate beams

**LO3:** bending and shearing stresses for beams in flexure

**LO4:** behaviour of circular shafts, springs and thin cylinders

### UNIT-I(9)

**Simple stresses and strains:** Types of stresses, strains, stress-strain diagram, elastic limit, Hooke's law, bars of varying sections, uniformly tapering circular and rectangular sections, elongation of bars due to self weight, temperature stresses in uniform bars.

**Elastic moduli:** Elastic constants, longitudinal strain, lateral strain, Poisson's ratio, complimentary shear stress, state of simple shear, modulus of elasticity (E), modulus of rigidity (N), bulk modulus (K), relation between E, N & K, strain energy, resilience, impact loading.

### UNIT-II (9)

**Principal stresses:** Definition, normal and shear stress, principal stresses, principal planes and their graphical representation by Mohr's circle.

**Shear force and bending moment:** Types of supports, classification of beams, concept of shear force and bending moment, shear force diagram and bending moment diagram for simply supported, cantilever and overhanging beams, loading from shear force and bending moment diagram, principle of superposition.

### UNIT-III(9)

**Bending stresses in beams:** Assumptions, theory of simple bending, application of bending equation and calculation of bending stresses in beams of homogeneous and flitched beam material, beams of uniform strength.

**Shearing stresses in beams:** Shearing stress due to bending, variation of flexural shear stress distribution across rectangular, triangular, circular, flanged section, shear resilience.

### UNIT-IV (9)

**Circular shafts and springs:** Theory of pure torsion in solid and hollow circular shafts, shear stresses, angle of twist, power transmitted by shaft, close-coiled and open-coiled helical spring subjected to axial load and axial twist, springs in series and parallel.

**Thin cylinders:** Analysis of thin walled pressure vessels, hoop stress, longitudinal stress.

### Text Books:

1. Rajput R.K., "Strength of Materials", 7<sup>th</sup> Edition, S Chand and Company.
2. Gunneswara Rao T. D., Mudimby Andal, "Strength of Materials", 1<sup>st</sup> edn.2018, Cambridge University Press.

### Reference Books:

1. Timoshenko and Gere, "Mechanics of Materials", 1<sup>st</sup> Edition Mc Graw Hill International.
2. Punmia B.C., Arun K. Jain, Ashok K. Jain, "Mechanics of Materials", 2<sup>nd</sup> Edition, Laxmi Publications, New Delhi.
3. Subramanian R., "Strength of Materials", 3<sup>rd</sup> Edition, Oxford University Press.
4. Ramamrutham S., "Strength of Materials", 2<sup>nd</sup> Edition, Dhanpat Rai & Sons, New Delhi.

**Course Outcomes (COs):**

Course Code: <b>U18OE403F</b> Course Name: <b>Strength of Materials</b>		
CO	CO code	Upon completion of this course, the student will be able to...
CO1	U18CE403F.1	estimate various types of stresses and strains
CO2	U18CE403F.2	construct Mohr's circle, shear force and bending moment diagrams for determinate beams
CO3	U18CE403F.3	determine the bending and shearing stresses for beams subjected to pure bending
CO4	U18CE403F.4	analyze stresses in thin cylinders, circular shafts and springs by theory of pure torsion

**Course Articulation Matrix (Mapping of COs with POs and PSOs):**

Course Code: <b>U18OE403F</b> Course Name: <b>Strength of Materials</b>															
CO Code	PO 1	PO 2	PO 3	PO 4	PO 5	PO 6	PO 7	PO 8	PO 9	PO 10	PO 11	PO 12	PSO 1	PSO 2	PSO 3
U18CE403F.1	2	2	1	1	-	-	-	-	-	1	-	2	1	-	-
U18CE403F.2	2	2	1	-	-	-	-	-	-	1	-	1	1	-	-
U18CE403F.3	2	2	1	1	-	-	-	-	-	-	-	1	-	-	-
U18CE403F.4	2	2	1	2	-	-	-	-	-	1	-	1	1	-	-
U18CE403F	2	2	1	1.33	-	-	-	-	-	1	-	1.25	1	-	-

## U18IN404 THEORY OF COMPUTATION

**Class:** B.Tech. IV- Semester

**Branch:** Computer Science and Engineering (IoT)

**Teaching Scheme:**

L	T	P	C
3	-	-	3

**Examination Scheme:**

Continuous Internal Evaluation	40 Marks
End Semester Exam	60 Marks

### **Course Learning Objectives (LOs):**

This course will develop student's knowledge in/on...

LO1: formal notation for languages, finite automata and regular expressions

LO2: closure properties of regular languages, types of grammars and simplification of context-free grammar

LO3: normal forms for context-free grammars and equivalence of pushdown automata

LO4: turing machine, undecidable problems about turing machines and post's correspondence problem

### **UNIT - I (9)**

**Automata Theory:** Introduction to finite automata, Structural representations and the central concepts of automata theory

**Finite Automata:** Deterministic finite automata, Non deterministic finite automata, Finite automata with epsilon transitions, Finite automata with output

**Regular Expressions and Languages:** Regular expressions, Finite automata and regular expressions, Applications of regular expressions, Optimization of deterministic finite automata based pattern matchers

### **UNIT - II (9)**

**Properties of Regular Languages:** Proving languages not to be regular, Closure properties of regular languages, Equivalence and minimization of automata

**Context-free Grammars and Languages:** Chomsky classification of languages, Writing grammars, Context free grammars, Parse trees, Construction of syntax trees, Applications of context-free grammars, Ambiguity in grammars and languages, Using ambiguity grammars, Simplification of context-free grammars

### **UNIT - III (9)**

**Properties of Context-free Languages:** Normal forms for context free grammars, Pumping lemma for context free languages, Closure properties of context free languages, Decision properties of context free languages

**Pushdown Automata:** Definition of the pushdown automaton, Deterministic pushdown automata, Languages of pushdown automata, Equivalence of pushdown automata and context free grammar

### **UNIT - IV (9)**

**Introduction to Turing Machines:** Turing machine, Programming techniques for turing machines, Extensions to the basic turing machine

**Undecidability:** A language that is not recursively enumerable, An undecidable problem that is recursively enumerable, Undecidable problems about turing machines, Post's correspondence problem

#### **Text Books:**

- [1] John E. Hopcroft, Rajeev Motwani, Jeffrey D. Ullman, *Introduction to Automata Theory, Languages and Computation*, 3rd ed. Hong Kong: Pearson Education Asia, 2013.

#### **Reference Books:**

- [1] Vivek Kulkarni, *Theory of Computation*, 1st ed. New Delhi: Oxford University Press, 2013.  
[2] Mishra K. L. P, Chandrasekaran N, *Theory of Computer Science: Automata, Languages and Computation*, 3rd ed. New Delhi: PHI, 2012.  
[3] Michael Sipser, *Introduction to the Theory of Computation*, 3rd ed. Boston: Cengage Learning, 2012.

[4] John Martin, *Introduction to Languages and the Theory of Computation*, 3rd ed. New York: McGraw-Hill, 2007.

**Course Research Papers:** Research papers (Journals/conference papers) relevant to the course content will be posted by the course faculty in CourseWeb page.

**Course Patents:** Patents relevant to the course content will be posted by the course faculty in CourseWeb page.

**Course Projects:** Course project is an independent project carried out by the student during the course period, under the supervision of course faculty. Course faculty will post few course projects titles in CourseWeb page. Students are encouraged to come up and experiment with the ideas that interest them.

**Course Learning Outcomes (COs):**

On completion of this course, students' will be able to...

CO1: design finite automata and regular expressions

CO2: distinguish the given language is not regular and construct parse tree to simplify the grammar

CO3: examine the possible ways to convert the given context-free grammar into chomsky normal form or greibach normal form and design pushdown automata for the given language

CO4: design turing machine and examine possible solution for post's correspondence problem

Course Articulation Matrix (CAM): U18IN404THEORY OF COMPUTATION																
CO		PO1	PO2	PO3	PO4	PO5	PO6	PO7	PO8	PO9	PO10	PO11	PO12	PSO1	PSO2	PSO3
CO1	U18IN404.1	2	2	2	2	-	-	-	1	1	1	-	2	1	1	1
CO2	U18IN404.2	2	2	2	2	-	-	-	1	1	1	-	2	1	1	1
CO3	U18IN404.3	2	2	3	3	-	-	-	1	1	1	-	3	1	1	1
CO4	U18IN404.4	2	2	3	3	-	-	-	1	1	1	-	3	1	1	1
	U18IN404	2	2	2.5	2.5	-		-	1	1	1	-	2.5	1	1	1



## U18IN405 IOT ARCHITECTURE AND PROTOCOLS

**Class:** B.Tech. IV-Semester

**Branch:** Computer Science and Engineering (IoT)

**Teaching Scheme :**

L	T	P	C
3	1	-	4

**Examination Scheme :**

Continuous Internal Evaluation	40 marks
End Semester Examination	60 marks

**Course Learning Objectives(LOs):**

This course will develop students' knowledge on /in...

LO1: IoT network architecture, design, connectivity technologies

LO2: interoperability between systems, IoT connectivity technologies

LO3: communication technologies, infrastructure protocols, discovery protocols in IoT

LO4: data protocols, identification protocols, device management, semantic protocols in IoT

### UNIT - I (9+3)

**IoT Network Architecture and Design:** Drivers behind New Network Architectures, The OneM2M IoT Standardized Architecture, The IoT World Forum (IoTWF) Standardized Architecture, A Simplified IoT Architecture, The Core IoT Functional Stack, IoT Data Management and Compute Stack

**IoT Connectivity Technologies:** Introduction, IEEE 802.15.4- 802.15 standards, Architecture, Topology, Addressing Modes and Packet Structure, Security, Zigbee-Overview, PHY and MAC Layer, Protocol Stack, Addressing Modes and Packet Structure, Topology, Security; Z-Wave-Overview, Protocol Stack, Addressing, Topology and Routing

### UNIT - II (9+3)

**IoT Connectivity Technologies:** LoRa-Introduction, Physical Layer, MAC Layer and Topology, Physical Layer, MAC Layer, Protocol Stack and Topology, Thread, ISA100.11A, WirelessHART, RFID, NFC, DASH7, Weightless, NB-IoT, Wi-Fi, Bluetooth

### UNIT - III (9+3)

**IoT Communication Technologies:** Introduction Constrained Nodes, Constrained Networks, Types of Constrained Devices, Low Power and Lossy Networks

**Infrastructure Protocols:** Internet Protocol Version 6 (IPv6), LOADng, RPL, 6LoWPAN, QUIC, Micro Internet Protocol (uIP), Nano Internet Protocol (nanolP), Content-centric networking (CCN)

**Discovery Protocols:** Physical Web, Multicast DNS (mDNS), Universal Plug and Play (UPnP)

### UNIT - IV (9+3)

**Data Protocols:**MQTT-P ublish-Subscribe, Architecture, Packet Structure and Communication Format; MQTT-SN-Architecture, Topology, Transparent and Aggregating Gateways, Gateway advertisement and Discovery, COAP-Architecture, Message Formats, Usage Example; AMQP, XMPP, SOAT, REST, Websocket

**Identification Protocols:** EPC, uCode, URIs

**Device Management:** TR-069, OMA-DM

**Semantic Protocols:** JSON-LD, Web Thing Model

**Text Books:**

- [1] Sudip Misra, Anandarup Mukherjee, Arijit Roy, *Introduction to IoT*, New Delhi: Cambridge University Press, 2020. (Chapter 7,8)

- [2] David Hanes, Gonzalo Salgueiro, Patrick Grossetete Robert Barton, Jerome Henry, *IoT Fundamentals: Networking Technologies, Protocols, and Use Cases for the Internet of Things*, Indianapolis: Cisco Press, 2017. (Chapter 2)
- [3] Perry Lea, *Internet of Things for Architects*, Birmingham: Packet Publishing, 2018.

**Reference Books:**

- [1] Jeeva Jose, *Internet of Things*, New Delhi: Khanna Publishing, 2018.
- [2] Kamal Raj, *Internet of Things - Architecture and Design Principles*, New Delhi:McGraw Hill Education India, 2017
- [3] MayurRamgir, *Internet of Things- Architecture, Implementation, and Security*, New Delhi:Pearson Education, 2019

**Course Research Papers:** Research papers (Journal/Conference papers) relevant to the course content will be posted by the course faculty in CourseWeb page

**Course Patents:**Patents relevant to the course content will be posted by the course faculty in CourseWeb page

**Course Projects:** Course project is an independent project carried out by the student during the course period, under the supervision of course faculty. Course faculty will post few course projects titles in CourseWeb page. Students are encouraged to come up and experiment with the ideas that interest them.

**Course Learning Outcomes (COs):**

On completion of this course, the students will be able to...

CO1: examine various IoT network architectures and connectivity technologies

CO2:inspect various interoperable IoT protocols for wireless devices

CO3:analyze infrastructure and discovery protocols for IoT

CO4:interpret protocols to track, monitor and manage IoT devices

Course Articulation Matrix (CAM):U18IN405 - IOT ARCHITECTURE AND PROTOCOLS																	
Course Outcomes		PO1	PO2	PO3	PO 4	PO 5	PO 6	PO 7	PO 8	PO 9	PO 10	PO 11	PO12	PSO1	PSO2	PSO3	
CO1	U18IN405.1	2	2	2	1	1	1	1	1	1	1	1	-	1	2	2	1
CO2	U18IN405.2	2	2	2	1	1	1	1	1	1	1	1	-	1	2	2	1
CO3	U18IN405.3	2	2	2	1	1	1	1	1	1	1	1	-	2	2	2	2
CO4	U18IN405.4	2	2	2	1	1	1	1	1	1	1	1	-	2	2	2	2
U18IN405		2	2	2	1	1	1	1	1	1	1	1	-	1.5	2	2	1.5

## U18IN406 PYTHON PROGRAMMING FOR IOT

**Class:**B.Tech. IV-Semester

**Branch:** Computer Science & Engineering (IoT)

**Teaching Scheme :**

L	T	P	C
3	1	-	4

**Examination Scheme :**

Continuous Internal Evaluation	40 marks
End Semester Examination	60 marks

### **Course Learning Objectives (LOs):**

This course will develop student's knowledge in/on...

*LO1: basics of python programming, operators, control statements and functions in python*

*LO2: namespaces, modules, string handling methods, collections, data structures & object oriented programming, inheritance and polymorphism*

*LO3: files, raspberry pi architecture, python packages for IoT and Linux commands*

*LO4: raspberry pi, python Interpreter, sensors, actuators, cloud for storing data and Image processing with pi*

### **UNIT-I (9+3)**

**Introduction:** Writing and executing python programs with indentation

**Python Preliminaries:** Literal constants, Variables and identifiers, Data types, Input operation, Comments, Reserved words, Operators, Expressions in python, Type conversion

**Decision Control Statements:** Selection/conditional branching statements, Loop structures/ iterative statements, Nested loop, The continue statement, The else statement used with loops

**Functions:** Function definition, Function call, Variable scope and lifetime, The return statement, Decorator functions, Lambda functions, Recursive functions

### **UNIT-II(9+3)**

**Modules and Name Spaces:** The from...import statement, Naming module, Packages in python, Standard library modules

**Python Strings:** String operations, String formatting operator, slice operation, Comparing strings

**Data Structures:** Arrays, Sequences, Lists, Tuple, Sets, Dictionaries

**Python Object Oriented Programming:** Classes and objects, Class variables and object variables, Class method and self-argument, The \_\_init\_\_() method, Public and private data members and methods, Calling a class method from another class method, Class methods, Static methods, Inheritance and polymorphism

### **UNIT-III (9+3)**

**Files:** Opening and closing files, Reading and writing files, File positions, Renaming and deleting files, Directory methods

**Raspberry Pi:** Introduction, architecture, components of Pi, Peripherals, GPIO connectors, Accessories; Software- Pi operating system and software development tools, Installing OS and designing systems using Raspberry Pi, Introducing essential packages of python for Pi

**Linux Commands:** ls, cd, touch, mv, rm, man, mkdir, rmdir, tar, gzip, cat, more, less, ps, sudo, cron, chown, chgrp, ping and process related commands

### **UNIT-IV (9+3)**

**Raspberry with Python:** Installing Pip and invoking python interpreter, Using object oriented code and controlling digital output's of LED's, Interface sensors and actuators with Raspberry Pi, Collecting sensor data and storing it on cloud

**Image Processing with Pi:** Interfacing camera with Pi, Interfacing display with Pi

**Case Study:** Smart plant monitoring system

**Text Books:**

- [1] ReemaThareja, *Python Programming using problem solving approach*, New Delhi: Oxford University Press, 2017.(Chapter 1 to 7)
- [2] Matt Richardson, Shawn Wallace, *Getting Started with Raspberry Pi*, O'Reilly (SPD), 3rd ed., New Delhi: 2016.(Chapter 2 to 4)

**Reference Books:**

- [1] Dr.Charles, R. Severance, *Python for Everybody-Exploring Data Using Python*, New Delhi: open book, 2016.
- [2] David Beazley, *Python Cookbook*, 3rd ed. California: O'Reilly Media, Inc., 2013.
- [3] Caleb Hattingh, *20 Python Libraries You Aren't Using (But Should)*, 2nd ed. California: O'Reilly Media, Inc., 2016.
- [4] Magnus Lie Hetland, *Beginning: from Novice to Professional*, New York City: Apress, 2005.

**Course Research Papers:** Research papers (Indexed Journals/conference papers) relevant to the course content will be posted by the course faculty in Course Web page.

**Course Patents:** Patents relevant to the course content will be posted by the course faculty in Course Web page.

**Course Projects:** Course project is an independent project carried out by the student during the course period, under the supervision of course faculty. Course faculty will post few course projects titles in Course Web page. Students are encouraged to come up and experiment with the ideas that interest them.

**Course Learning Outcomes(COs):**

On completion of this course, student's will be able to...

CO1: make use of syntax, control statements, operators and functions for developing python programs

CO2: design python programs using collections, namespaces, packages and object oriented programming principles

CO3: develop python programs using files,linux commands and implement the architecture of raspberry pi

CO4: build python programs using pi to interface with sensors, actuators, led's, cloud and camera

Course Articulation Matrix (CAM): U18IN406 PYTHON PROGRAMMING FOR IoT																
Course Outcomes	PO1	PO2	PO3	PO4	PO5	PO6	PO7	PO8	PO9	PO10	PO11	PO12	PSO1	PSO2	PSO3	
CO1 U18IN406.1	2	2	1	1	2	1	-	1	1	1	-	1	2	1	1	
CO2 U18IN406.2	2	2	2	1	2	1	-	1	1	1	-	1	2	1	1	
CO3 U18IN406.3	2	2	2	2	3	1	-	1	1	1	-	1	2	2	1	
CO4 U18IN406.4	2	2	2	2	3	1	-	1	1	1	-	1	2	2	2	
<b>U18IN406</b>	<b>2</b>	<b>2</b>	<b>1.75</b>	<b>1.5</b>	<b>2.5</b>	<b>1</b>	<b>-</b>	<b>1</b>	<b>1</b>	<b>1</b>	<b>-</b>	<b>1</b>	<b>2</b>	<b>1.5</b>	<b>1.25</b>	

## U18IN407R22 COMPUTER ORGANIZATION AND ARCHITECTURE

**Class:** B. Tech. III – Semester

**Branch:** Computer Science and Engineering (IoT)

**Teaching Scheme:**

L	T	P	C
3	-	-	3

**Examination Scheme:**

Continuous Internal Examination	40 marks
End Semester Examination	60 marks

### Course Learning Objectives (LOs):

This course will develop students' knowledge in/on...

LO1: functional units of a computer, principle components and instruction set architecture

LO2: processing unit and computation of arithmetic operations

LO3: memory unit and data transfer between processor, memory & I/O

LO4: operations of high performance computing systems and GPU Computing

### UNIT-I(9)

**Basic Structure of Computers:** Functional units, Basic operational concepts, Performance

**Instruction Set Architecture:** Memory locations and addresses, Memory operations, Instructions and instruction sequencing, Instruction formats, Addressing modes, Assembly language-Assembler directives

### UNIT-II(9)

**Basic Processing Unit:** Fundamental concepts, Instruction execution, Hardware components, Instruction fetch and execution steps, Control signals, Hard-wired control, CISC-style processors

**Arithmetic:** Addition and subtraction of signed numbers, Multiplication of unsigned numbers, Multiplication of signed numbers, Fast multiplication, Integer division, Floating-point numbers and operations

### UNIT-III(9)

**The Memory System:** Basic concepts, Semiconductor RAM memories-Internal organization of memory chips, Static memories, Dynamic RAMs; Read-only memories, Memory hierarchy, Cache memories, Performance considerations, Secondary storage

**Input-Output Organization:** Input-output interface- I/O bus and interface modules, I/O vs. memory bus, Isolated vs. memory-mapped I/O; Asynchronous data transfer- Strobe control, Handshaking, Asynchronous serial transfer

### UNIT-IV(9)

**Modes of Transfer:** Modes of transfer, Priority interrupt, Direct memory access, Interconnection standards

**Pipeline and Vector Processing:** Parallel processing, Pipelining, Arithmetic pipeline, Instruction pipeline, Vector processing

**Multi Processors:** Characteristics of multiprocessors, Interconnection structures

**GPU Computing:** History, Graphics processors, Graphics processing units, GPGPUs. Clock speeds, CPU vs. GPU comparisons

### Text Books:

- [1] Carl Hamacher, Zvonko Vranesic, Safwat Zaky, Naraig Manjikian, *Computer Organization and Embedded Systems*, 6th ed., New Delhi: McGraw-Hill Education, 2012. (Chapters 1,2,5, 7,8,9)
- [2] M. Morris Mano, *Computer System Architecture*, Revised 3rd ed., New Delhi: Pearson Education, 2019. (Chapters 9, 10, 11, 12,14)
- [3] David B. Kirk and Wen-mei W. Hwu, *Programming Massively Parallel Processors A Hands-on Approach*, 2nd ed., Wyman Street, Waltham, MA: Morgan Kaufmann is an imprint of Elsevier, 2013. (Chapters 1, 2)

**Reference Books:**

- [1] B Ram, Sanjay Kumar, *Computer Fundamentals: Architecture and Organization*, 5<sup>th</sup> ed., New Delhi: New Age International Publishers, 2018.
- [2] W. Stallings, *Computer Organization and Architecture - Designing for Performance*, 7<sup>th</sup> ed., New Delhi: Pearson Education, 2009.
- [3] John P. Hayes, *Computer Architecture and Organization*, 3rd ed., New Delhi: McGraw -Hill Education, 1998.
- [4] Vincent P. Heuring, Harry F. Jordan, *Computer Systems Design and Architecture*, 2nd ed., Boulder, USA: Pearson Education, 2004.

**Course Research Paper:** Research paper (Journals/conference papers) relevant to the course content will be posted by the course faculty in Course Web page.

**Course Patent:** Patent relevant to the course content will be posted by the course faculty in Course Web page.

**Course Projects:** Course project is an independent project carried out by the student during the course period, under the supervision of course faculty. Course faculty will post few course projects titles in Course Web page. Students are encouraged to come up and experiment with the ideas that interest them.

**Course Learning Outcomes (COs):**

On completion of this course, students will be able to...

- CO1: *analyze instruction formats and addressing modes of assembly language*
- CO2: *classify hardwired & CISC style processors and solve arithmetic operations using signed and unsigned integers*
- CO3: *categorize cache memory mapping techniques and examine data transfer between processor, memory & I/O*
- CO4: *analyze different modes of data transfer, classify interconnection structures and distinguish CPU vs. GPU architectures & computations*

Course Articulation Matrix (CAM): U18IN407R22 COMPUTER ORGANIZATION AND ARCHITECTURE																
Course Outcomes		PO1	PO2	PO3	PO4	PO5	PO6	PO7	PO8	PO9	PO10	PO11	PO12	PSO1	PSO2	PSO3
CO1	U18IN407.1	2	2	2	1	1	-	-	1	1	1	-	1	1	1	1
CO2	U18IN407.2	2	2	2	1	1	-	-	1	1	1	-	1	1	1	1
CO3	U18IN407.3	2	2	2	1	1	-	-	1	1	1	-	1	1	1	1
CO4	U18IN407.4	1	2	2	1	1	-	-	1	1	1	-	1	1	1	1
U18IN407		1.75	2	2	1	1	-	-	1	1	1	-	1	1	1	1

## U18IN408 PYTHON PROGRAMMING FOR IOT LABORATORY

**Class:** B.Tech. IV-Semester

**Branch:** Computer Science & Engineering (IoT)

**Teaching Scheme :**

L	T	P	C
-	-	2	1

**Examination Scheme :**

Continuous Internal Evaluation	40 marks
End Semester Examination	60 marks

### **Course Learning Objectives (LO):**

This Course will develop student's knowledge in/on...

*LO1: building blocks of python programming such as variables, operators, control statements & functions*

*LO2: namespaces, packages, string handling methods, lists and dictionaries of Python*

*LO3:object oriented programming, creating classes, inheritance, polymorphism, Files, Linux commands, in python*

*LO4: raspberry pi, Sensors, actuators, cloud and image processing with pi*

### **Experiment-I (Unit-I)**

1. Installation of Python and verifying PATH environment variable
2. Running instructions in Interactive interpreter and a python script
  - i. Executing instructions in Python Interactive Interpreter
  - ii. Running python scripts in Command Prompt
  - iii. Running python scripts in IDLE
3. Write a program to demonstrate importance of indentations. Purposefully raise Indentation Error and correct it.
4. Write a program to take input text as command line argument and display it on screen

### **Experiment-II (Unit-I)**

5. Write a program that takes 2 numbers as command line arguments and print its sum
6. Write a program to calculate GCD of 2 numbers
7. Write a program to find Exponentiation (Power) of a number
8. Write a program to develop a simple calculator

### **Experiment-III (Use functions concept for implementing below programs)(Unit-I)**

9. Write a program to find the Factorial of a given number
10. Write a program to evaluate the Fibonacci series for a given number 'n'
11. Write a program to find the Armstrong for a given number
12. Write a program to find sum of N numbers

### **Experiment-IV (Unit-II)**

13. Write a program to take a number as input, and print countdown from that number to zero (use while loop)
14. Write a program to find circulating 'n' values
15. Write a program to implement a module using import statement
16. Write a program to implement from...import statement

### **Experiment-V (Unit-II)**

17. Write a program to demonstrate use of slicing in strings
18. Write a program to compare two strings
19. Write a program which prints the reverse of a given input string. (use a function with name Reverse string and call this function for performing the operation)
20. Write a program to demonstrate list and related functions

### **Experiment-VI (Unit-II)**

21. Write a program to demonstrate tuple, set and related functions
22. Write a program to demonstrate dictionaries
23. Write python program to demonstrate classes and objects
24. Write python program to demonstrate class method and static method
25. Write python program to demonstrate inheritance.

### Experiment-VII (Unit-III)

Write python program on file operations for the following

26. To open and read data from a file
27. To write data into a file
28. To compute number of characters, words, lines in a file

### Experiment-VIII (Unit-III)

29. Installation of OS onto Raspberry Pi
30. Start Raspberry Pi and try various Linux commands in command terminal window:
  - i. ls, cd, touch, mv, rm, man, mkdir, rmdir, tar, gzip
  - ii. cat, more, less, ps
31. Start Raspberry Pi and try various Linux commands in command terminal window:
  - i. sudo, cron, chown, chgrp, Ping etc.
32. process-related commands

### Experiment-IX (Unit-IV)

33. Demonstrate Light an LED through Python program.
34. Write a program to demonstrate light an LED which are connected in series
35. Write a program to demonstrate light an LED which are connected in parallel.
36. Design a program to infinitely blink a sequence of 4 LEDs connected to Pi, one after the other with the delay of 500ms.

### Experiment-X(Unit-IV)

37. Write a program to demonstrate LED with button.
38. Write a program to demonstrate two LEDs with Two buttons.
39. Write a program to demonstrate light an LED through web.

### Experiment-XI (Unit-IV)

40. Get input from DHT sensor and upload on cloud
41. Get input from ultrasonic sensor and upload on cloud
42. Working with LED, button, Pir sensor

### Experiment-XII (Unit-IV)

43. Working with 7-segment display using Raspberry Pi
44. Design a program to sense temperature using DHT sensor and if the temperature is exceeds the 40 °C, servo motor is actuated for 10seconds. The actuated motor rotates between 0 to 180 degrees.
45. Interfacing Camera with Pi for image processing
46. Interfacing display with Pi
47. Design a program to demonstrate DC motor

### Laboratory Manual:

1. *Python Programming Laboratory Manual*, Dept. of CSE (IoT), KITSW.

### Reference Books:

1. Reema Thareja, *Python Programming using problem solving approach*, New Delhi: Oxford university press, 2017.(Chapter 1 to 7)
2. Matt Richardson, *Shawn Wallace, Getting Started with Raspberry Pi*, O'Reilly (SPD), 3rd ed., New Delhi: 2016. (Chapter 2 to 4)

#### Course Learning Outcomes (COs):

On completion of this course, student's will be able to...

CO5: develop python programs using operators, control statements & functions

CO6: apply namespaces, packages, string handling methods, OOP principles of Python for writing programs

CO7: apply files concepts and implement architecture of raspberry pi using linux commands

CO8: build python programs using pi to interface with sensors, actuators, led's, cloud, camera and display unit

Course Articulation Matrix (CAM): U18IN408 PYTHON PROGRAMMING FOR IoT LABORATORY																
Course Outcomes	PO1	PO2	PO3	PO4	PO5	PO6	PO7	PO8	PO9	PO10	PO11	PO12	PSO1	PSO2	PSO3	
CO1	U18IN408.1	2	2	2	2	2	1	-	1	1	1	-	1	2	1	1
CO2	U18IN408.2	2	2	2	2	2	1	-	1	1	1	-	1	2	1	1
CO3	U18IN408.3	2	2	2	2	3	1	-	1	1	1	-	2	2	2	2
CO4	U18IN408.4	2	2	2	2	3	1	-	1	1	1	-	2	2	2	2
	U18IN408	2	2	2	2	2.5	1	-	1	1	1	-	1.5	2	1.5	1.5



## U18OE411A OBJECT ORIENTED PROGRAMMING LABORATORY

**Class:** B.Tech. VI- Semester

**Branch:** Open Elective Based Laboratory

### Teaching Scheme:

L	T	P	C
3	-	-	3

### Examination Scheme:

Continuous Internal Evaluation	40 Marks
End Semester Exam	60 Marks

### Course Learning Objectives (LO):

This course will develop students' knowledge in/on...

LO1: implementing concepts of object oriented programming

LO2: debug and test java applications effectively

LO3: effective use of exception handling, interfaces and packages during applications development

LO4: I/O and applet programming in java

### List of Experiments

#### Experiment-I

1. Write a program to demonstrate operators of java.
2. Write a program to demonstrate type casting and operator precedence.
3. Write a program to demonstrate different types of if-statements.
4. Write a program to demonstrate switch-case.

#### Experiment-II

1. Write a program to demonstrate loop control statements.
2. Write a program to demonstrate for-each control loop.
3. Implement programs using single dimensional arrays.
4. Write a program to define a two dimensional array where each row contains different number of columns.

#### Experiment -III

1. Write a program to demonstrate creating object to a class for accessing variables and methods.
2. Write a program to demonstrate creating multiple object.
3. Write a program to demonstrate passing objects to methods.
4. Write a program to demonstrate constructors and garbage collector by invoking it explicitly.

#### Experiment -IV

1. Write a program to demonstrate static members.
2. Write a program to demonstrate command line argument.
3. Write a program to demonstrate variable length argument.
4. Write a program to demonstrate wrapper classes.

#### Experiment -V

1. Write a program to demonstrate inheritance using extends keyword.
2. Write a program to demonstrate multilevel inheritance.
3. Write a program to demonstrate hierarchical inheritance.
4. Write a program to demonstrate access controls.

#### Experiment -VI

1. Write program to demonstrate *this* and *super* keywords.
2. Write program to demonstrate dynamic method dispatch.
3. Write a program to demonstrate final variable and methods.
4. Write a program to demonstrate use of abstract class.

#### Experiment -VII

1. Write a program to define an interface and implement it into a class.
2. Write a program to implement multiple interfaces into single class.
3. Write a program to extend interfaces.
4. Write a program to implement nested interfaces.

**Experiment -VIII**

1. Write a program to create a package, and demonstrate to import a package to a class.
2. Write a program to demonstrate access protection of packages.
3. Write a program to demonstrate static import of package.

**Experiment-IX**

1. Write a program to demonstrate *try* and *catch* statement for exception handling
2. Handle *Array Index Of Bounds Exception*, *Number Format Exception* and *Divide By Zero Exception* using multiple catch blocks.
3. Write a program to demonstrate user defined exception with *throw* keyword
4. Write a program to demonstrate *finally* block.

**Experiment-X**

1. Write a program to demonstrate string handling functions.
2. Write a program to demonstrate string searching functions.
3. Write a program to demonstrate string comparison functions.
4. Write a program to demonstrate string modification functions.

**Experiment-XI**

1. Write a program to demonstrate reading and writing input using byte stream classes
2. Write a program to demonstrate reading and writing input using character stream classes
3. Write a program to demonstrate data input and output streams
4. Write a program to demonstrate array input and output streams

**Experiment-XII**

1. Write a program to create a file using byte stream classes
2. Write a program to create a file using character stream classes
3. Write a program to open the specific file
4. Write a program to copy the content of one file to another.

**Laboratory Manual:**

1. Java Programming laboratory manual, prepared by faculty of Dept. of CSE.

**Reference Book:**

1. Herbert Schildt, "JAVA The Complete Reference", 9th Edition, McGraw-Hill Education India Pvt.Ltd , ISBN: 9781259002465, 2014.

**Course Outcomes:**

Course Code: U18OE411A Course Name: Object Oriented Programming Laboratory		
CO	CO code	Upon completion of this course, the student will be able to...
CO1	U18OE411A.1	implement OOP concepts using Java
CO2	U18OE411A.2	use the concepts like inheritance, polymorphism, packages and interfaces in application development
CO3	U18OE411A.3	handle runtime exceptions in object oriented programming
CO4	U18OE411A.4	build effective I/O interfaces for software applications

**Mapping of the Course Learning Outcomes with Program Outcomes:**

Course Code: U18OE411A Course Name: Object Oriented Programming Laboratory															
CO/PO	PO1	PO2	PO3	PO4	PO5	PO6	PO7	PO8	PO9	PO 10	PO 11	PO 12	PSO 1	PSO 2	PSO 3
U18OE411A.1	2	2	2	1	-	-	-	-	-	1	-	-	2	1	2
U18OE411A.2	2	2	2	1	-	-	-	-	-	1	-	2	2	1	3
U18OE411A.3	2	2	2	1	-	-	-	-	-	1	-	2	2	1	3
U18OE411A.4	2	2	2	1	-	-	-	-	-	1	-	2	2	1	3
U18OE411	2	2	2	1	-	-	-	-	-	1	-	2	2	1	2.75

## U18OE411B FLUID MECHANICS AND HYDRAULIC MACHINES LABORATORY

**Class:** B.Tech. IV-Semester

**Branch:** Common to all branches

**Teaching Scheme:**

L	T	P	C
-	-	2	1

**Examination Scheme:**

Continuous Internal Evaluation	40 marks
End Semester Examination	60 marks

### Course Learning Objectives (LOs):

This course will develop students' knowledge in / on

*LO1: determining the hydraulic coefficient for various flow measuring devices*

*LO2: implementing Bernoulli's equation and application of Bernoulli's theorem in estimating various losses in pipe*

*LO3: studying the various parameters which effects the impact of jet*

*LO4: studying the characteristics of hydraulic machines*

### LIST OF EXPERIMENTS

1. Determination of Coefficient of Discharge for given Orifice meter and Venturi meter.
2. Determination of Coefficient of Discharge for given notches (triangular/rectangular)
3. Determination of Coefficient of Discharge for given orifice and mouth piece.
4. Verification of Bernoulli's theorem.
5. Estimation of coefficients of various head losses in pipes due to major and minor losses (sudden enlargement, sudden contraction and bend).
6. Determine of Reynolds's number using Reynolds's apparatus.
7. Determination of coefficient of impact for a jet on given vane.
8. Determination of performance characteristics of Francis Turbine
9. Determination of performance characteristics of Pelton Wheel.
10. Determination of performance characteristics of Centrifugal Pump.
11. Determination of performance characteristics of Submersible Pump.
12. Determination of performance characteristics of Reciprocating Pump.

### Laboratory Manual:

1. "Fluid Mechanics Laboratory Manual", prepared by the faculty of Department of Civil Engineering.

### Reference Books:

1. N. Kumara Swamy, "Fluid Mechanics and Machinery Laboratory Manual", Charotar Publishing House Pvt., Ltd., 1<sup>st</sup>edn., 2008.
2. Sarbjit Singh, "Experiments in Fluid Mechanics", PHI Learning Private Limited, New Delhi, 2009.

### Course Outcomes (COs):

Course Code:U18OE411B Course Name:		<b>Fluid Mechanics and Hydraulic Machines Laboratory</b>
CO	CO code	Upon completion of this course, the student will be able to...
CO1	U18OE411B.1	determine the hydraulic coefficient for various flow measuring devices
CO2	U18OE411B.2	apply Bernoulli's equation in estimating head loss in pipes
CO3	U18OE411B.3	apply the principles of impact of jet on different vanes
CO4	U18OE411B.4	demonstrate the characteristics of hydraulic machines.

### Course Articulation Matrix (Mapping of COs with POs and PSOs):

Course Code:U18OE411B Course Name:		<b>Fluid Mechanics And Hydraulic Machines Laboratory</b>													
CO Code	PO 1	PO 2	PO 3	PO 4	PO 5	PO 6	PO 7	PO 8	PO 9	PO 10	PO 11	PO 12	PSO 1	PSO 2	PSO 3
U18OE411B.1	2	1	-	1	-	-	-	-	1	-	-	1	2	-	-
U18OE411B.2	2	1	-	1	-	-	-	-	1	-	-	1	2	-	-
U18OE411B.3	2	1	-	1	-	-	-	-	1	-	-	1	2	-	-
U18OE411B.4	2	1	-	1	-	-	-	-	1	1	-	1	2	-	-
U18OE311B	2	1	-	1	-	-	-	-	1	1	-	1	2	-	-

### U18OE411C MECHATRONICS LABORATORY

**Class:** B.Tech.IV-Semester

**Branch:** Mechanical Engineering

**Teaching Scheme:**

**Examination Scheme:**

L	T	P	C
-	-	2	1

Continuous Internal Evaluation	40 marks
End Semester Examination	60 marks

**Course Learning Outcomes (LOs):**

This course will develop students' knowledge in / on

*LO1: basic elements underlying mechatronic systems: analog electronics, digital electronics, sensors, transducers, actuators, microcontrollers and embedded software.*

*LO2: interface of various systems to a PLC.*

*LO3: integration of various systems through programming.*

*LO4: design and simulation of hydraulic and pneumatic circuits.*

#### LIST OF EXPERIMENTS

1. Controlling A.C. Non servomotor clockwise and anti-clockwise with time delay.
2. Controlling A.C. Non servo motor using digital inputs proximity sensors.
3. Controlling of Single acting Pneumatic Cylinder with time delay
4. Controlling of double acting Pneumatic Cylinder with time delay and sequencing
5. Control of D.C servomotor (rotating table clockwise and counterclockwise)
6. Integration of AC Non servo motors, single acting pneumatic cylinder and double acting pneumatic cylinder.
7. Integration of AC Non- servomotor and pneumatic cylinders with digital inputs.
8. Controlling of X table and Y table.
9. Controlling of various systems using manual inputs.
10. Controlling of traffic lights with time delay.
11. Controlling of lift operations with time delay.
12. Hydraulic and Pneumatic simulation.

**Laboratory Manual:**

1. Mechatronics Lab Manual, prepared by faculty of Mechanical Engineering, KITSW

**Reference Books:**

1. *ATS Manual of L.S. Mechatronics 2000.*
2. Bolton W., *Mechatronics, Pearson Publications, 5/e, ISBN-13: 978-0273742869, 2011.*

**Course Outcomes (COs):**

Course Code: U18OE411C		Course Name: MECHATRONICSLABORATORY
CO	CO code	Upon completion of this course, the student will be able to...
CO1	U18OE411C.1	Develop PLC program to control AC non servomotors, single acting and double acting pneumatic cylinders with different operation conditions
CO2	U18OE411C.2	Develop PLC program to control various systems.
CO3	U18OE411C.3	Integrate various mechanical and electrical systems and operate them.
CO4	U18OE411C.4	Design and simulate the hydraulic and pneumatic circuits.

**Course Articulation Matrix (Mapping of COs with POs and PSOs):**

Course Code: U18OE411C		Course Name: MECHATRONICSLABORATORY														
CO Code	PO 1	PO 2	PO 3	PO 4	PO 5	PO 6	PO 7	PO 8	PO 9	PO 10	PO 11	PO 12	PSO 1	PSO 2	PSO 3	
																U18OE411C.1
U18OE411C.2	1	2	1	2	2	-	-	-	-	1	-	1	1	1	1	
U18OE411C.3	1	2	1	2	2	-	-	-	-	1	-	1	1	1	1	
U18OE411C.4	1	2	1	2	2	-	-	-	-	1	-	1	1	1	1	
U18OE411C	1	2	1	2	2	-	-	-	-	1	-	1	1	1	1	

## U18OE411D WEB PROGRAMMING LABORATORY

**Class:** B.Tech.IV Semester

**Branch:** Computer Science and Engineering (IoT)

**Teaching Scheme:**

**Examination Scheme:**

L	T	P	C
-	-	3	2

Continuous Internal Evaluation :	40 marks
End Semester Exam :	60 marks

**Course Learning Objectives:**

This course will develop students' knowledge in /on

CO1: implementing HTML Tags, CSS and Java Scripts for creating static web pages.

CO2: usage of JSP in designing dynamic web pages.

CO3: usage of PHP in designing a web base application.

CO4: accessing different web data servers using JSP and PHP

**Experiment-1**

1. Design the following static web pages with the following attributes:
  - a. BasicTags.
  - b. Heading Tags.
  - c. List (Ordered and Un-Ordered).
  - d. Textbox, Buttons.

**Experiment-2**

**2. HTML**

**AIM:** Design the following static web pages required for an online book store web site.

- a. **HOME PAGE:**
- b. **LOGIN PAGE**
- c. **CATALOG PAGE**

**DESCRIPTION:**

**a. HOME PAGE**

The static home page must contain three **frames**.

- **Top frame:** Logo and the college name and links to Home page, Login page, Registration page, Catalogue page and Cart page (the description of these pages will be given below).
- **Left frame:** At least four links for navigation, which will display the catalogue of respective links. For e.g.: When you click the link "CSE" the catalogue for CSE Books should be displayed in the Right frame.
- **Right frame:** The pages to the links in the left frame must be loaded here. Initially this page contains description of the website.

Logo	Web Site Name			
Home	Login	Registration	Catalogue	Cart
CSE	Description of the Web Site			
ECE				
EEE				
CIVIL				

**b. LOGIN PAGE:** This page looks like below:


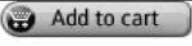





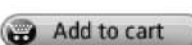
Logo	Web Site Name			
Home	Login	Registration	Catalogue	Cart
CSE	Login : Password:			
ECE	<input type="text"/>			
EEE	<input type="text"/>			
CIVIL	<input type="button" value="Submit"/>		<input type="button" value="Reset"/>	

### Experiment-3

#### c. CATOLOGUEPAGE:

The catalogue page should contain the details of all the books available in the web site in a table. The details should contain the following:

- Snap shot of Cover Page.
- Author Name and Publisher.
- Price and Add to cartbutton.

Logo	Web Site Name			
Home	Login	Registration	Catalogue	Cart
CSE		Book : XML Bible Author : Winston Publication :Wiely	\$ 40.5	
ECE		Book : AI Author :S.Russel Publication : Princeton hall	\$ 63	
EEE		Book : Java 2 Author : Watson Publication : BPB publications	\$ 35.5	
CIVIL		Book : HTML in 24 hours Author : Sam Peter Publication : Sam publication	\$ 50	

### Experiment-4

#### 3. VALIDATION

**AIM:** To do validation for registration page using JavaScript.

**DESCRIPTION:** Write *JavaScript* to validate the following fields of the above registration page.

- Name (Name should contains alphabets and the length should not be less than 6 characters).
- Password (Password should not be less than 6 characters length).
- E-mailid (should not contain any invalid and must follow the standard pattern *(name@domain.com)*)
- Phone number (Phone number should contain 10 digits only). Note: You can also validate the login page with these parameters.

#### 4. CSS

**AIM:** Write a program illustrating various methods in cascading style sheets.

- Use different font, styles and set a background image
- Control the repetition of the image
- Define styles for links
- Work with layers and add a customized cursor

**DESCRIPTION:** Design a web page using **CSS (Cascading Style Sheets)** which includes the following:

- Use different font, styles: In the style definition you define how each selector should work (font, color etc.). Then, in the body of your pages, you refer to these selectors to activate the styles.

- b. Set a background image for both the page and single elements on the page. You can define the background image for the page like this:
- c. Control the repetition of the image with the background-repeat property. As back ground-repeat: repeat
- d. Define styles for links
- e. Work with layers:
- f. Add a customized cursor:  
*Selector {cursor:value}*  
*.xlink {cursor:crosshair}*  
*.hlink{cursor:help}*
5. Embedding JavaScript in HTML pages.
6. Design a registration form and validate its field by using Java Script.

#### Experiment-5

7. To design the scientific calculator and make event for each button using Java Script.
8. WAP to create popup boxes in Java Script.
9. Program to create a class calculator that contains an overloaded method called "add" to calculate the sum of two integers, two float numbers and, one integer and one float.

#### Experiment-6

10. Print current date &time
11. JSP Program to auto refresh a page
12. JSP Program to count no. of visitors on website
13. JSP program for error handling
14. Demonstrate expression tag
15. Detect locale, language settings & local specific time
16. Demonstrate JSP implicit object
17. JSP Program to display given number in words

#### Experiment-7

18. Display the contents of Employee table in a neat format.
19. Insert *N*, no. of records into Employee table using *Prepared Statement*.
20. EnhancethesalariesofEmployeeby10%whoareearningsalarygreaterthan5000using *Callable Statement*.
21. Delete all students whose marks are below 50% and also display thecount.

#### Experiment-8

22. Write a HTML file to create a simple form with 5 input fields (*Name, Password, Email, Pin code, Phone No. and a Submit button*) and demonstrate required field validations to validate that all input fields are required and display error messages if the above validations do nothold.
23. Create a JSP Page with and run in JSP Engines.
24. Demonstrate Session Tracking in JSP.
25. JSP Program to validate username and password

#### Experiment-9

26. Create Database Connectivity with JSP page with different JDBC Drivers.
27. JSP Program to Select record from database
28. JSP Program to Insert a record into the database
29. Create a CRUD operation for JSP Page using My SQL
30. JSP Program to upload file in to server

#### Experiment-10

31. Create a form for your college library entering student details for each student in the college. Validate the form using PHP valuator and display error messages.
32. Write a PHP which does the following job:  
 Insert the details of the 3 or 4 users who register with the web site by using registration form. Authenticate the user when he submits the login form using the User Name and Password from the database (instead of cookies).

### Experiment-11

33. Create tables in the database which contain the details of items (books in our case like Book name, Price, Quantity, Amount) of each category. Modify your catalogue page in such a way that you should connect to the database and extract data from the tables and display them in the catalogue page using PHP.
34. Create and delete MYSQL database using PHP.

### Experiment-12

35. Create a PHP program to demonstrate opening and closing a file.
36. Create a PHP program to demonstrate reading a file and writing in a file.

CourseCode: U18OE411D		Course Name: Web ProgrammingLaboratory
CO	CO code	Upon completion of this course, the student will be able to...
CO1	U18OE411D.1	create the static web pages using HTML Tags and CSS and Java Scripts
CO2	U18OE411D.2	design dynamic web page for web applications using JSP
CO3	U18OE411D.3	develop server side scripts for web base applications using PHP
CO4	U18OE411D.4	design web applications for effective storage and retrieval of data in MySQL using PHP.

#### Mapping of the course outcome with program outcomes

Course outcomes	PO1	PO2	PO3	PO4	PO5	PO6	PO7	PO8	PO9	P10	P11	P12	PSO1	PSO2	PSO3
U18OE411D.1	2	2	2	1	2	1	-	1	2	1	2	1	2	2	2
U18OE411D.2	2	2	2	1	2	1	-	1	2	1	2	1	2	2	2
U18OE411D.3	2	2	2	1	2	1	-	1	2	1	2	1	2	2	2
U18OE411D.4	2	2	2	1	2	1	1	1	2	1	2	1	2	2	2
U18OE411D	2	2	2	1	2	1	1	1	2	1	2	1	2	2	2



## U18OE411E MICRO PROCESSORS LABORATORY

**Class:** B.Tech.IV-Semester

**Branch:** Common to all branches

**Teaching Scheme:**

<b>L</b>	<b>T</b>	<b>P</b>	<b>C</b>
-	-	2	1

**Examination Scheme:**

Continuous Internal Evaluation	40 marks
End Semester Examination	60 marks

### Course Learning Objectives (LO):

This Course will develop student's knowledge on/in

LO1: programming using 8086 Microprocessor kit

LO2: basic arithmetic programs and sorting using 8086 Microprocessor kit

LO3: string manipulation and code conversions using MASM

LO4: interfacing of subsystems to 8086 microprocessor kit

### List of Experiments

(Based on theory course U18OE303E)

1. Study of 8086 Trainer Board
2. Simple Arithmetic Operations (Addition, Subtraction, Multiplication and Division)
3. Finding Sum, Average.
4. Largest/Smallest Number in a given array
5. Arranging in Ascending/ Descending order
6. Finding Factorial using recursive procedure
7. Transfer of bytes from DS to ES
8. ALPs for String Manipulation
9. ALPs for Code conversions
10. Wave form Generation using DAC modules
  - i. Square wave
  - ii. Sawtooth wave
  - iii. Triangular wave
11. ADC interfacing
12. Stepper motor -interfacing

### Laboratory Manual:

1. Microprocessors Laboratory Manual, prepared by the faculty of department of ECE, KITSW.

### Course Learning Outcomes (COs):

Course Code: U18OE411E		Course Name: MICROPROCESSORSLABORATORY
<b>CO</b>	<b>CO code</b>	Upon completion of this course, the student will be able to...
CO1	U18OE411E.1	write and execute assembly language programs for given tasks on 8086 microprocessor kit
CO2	U18OE411E.2	implement code conversions and bit manipulations programs in 8086 using MASM
CO3	U18OE411E.3	write waveform generation code using DAC modules
CO4	U18OE411E.4	interface stepper motor, keyboard, memory etc. with 8086 microprocessor

### Course Articulation Matrix (Mapping of COs with POs and PSOs):

Course code: U18OE411E		Course Name: MICROPROCESSORSLABORATORY													
CO Code	PO 1	PO 2	PO 3	PO 4	PO 5	PO 6	PO 7	PO 8	PO 9	PO 10	PO 11	PO 12	PS O1	PSO 2	PSO 3
U18OE411E.1	3	3	2	1	--	--	--	--	--	--	--	--	2	2	1
U18OE411E.2	3	2	2	1	--	--	--	--	--	--	--	--	2	2	1
U18OE411E.3	3	2	1	1	--	--	--	--	--	--	--	--	2	2	1
U18OE411E.4	3	3	2	1	--	--	--	--	--	--	--	--	2	2	1
U18OE 411E	3	2.5	1.75	1	--	--	--	--	--	--	--	--	2	2	1

## U18OE411F STRENGTH OF MATERIALS LABORATORY

**Class:**B.Tech.IV-Semester

**Branch:** Common to all branches

### Teaching Scheme:

L	T	P	C
-	-	2	1

### Examination Scheme:

Continuous Internal Evaluation	40 marks
End Semester Examination	60 marks

### Course Learning Objectives (LOs):

This course will develop students' knowledge in / on

**LO1:** testing of civil engineering materials

**LO2:** mechanical properties of civil engineering materials

**LO3:** behavior of civil engineering materials when tested

**LO4:** codal specifications of various engineering materials

### LIST OF EXPERIMENTS

1. Determination of Stress-Strain characteristics of (a) Mild steel and (b) TOR steel.
2. Determination of the compressive strength of wood and punching shears strength.
3. Determination of the brinell's hardness numbers for steel, brass and aluminum.
4. Determination of the modulus of rigidity by conducting torsion test on solid shaft or hollow shaft.
5. Determination of the modulus of rigidity by conducting compression test on spring.
6. Determination of the Young's modulus of the given material by conducting flexural test on simply supported beam.
7. Determination of the Young's modulus of the given material by conducting flexural test on continuous beam.
8. Determination of the Young's modulus of the given material by measuring conducting flexural test on propped cantilever beam.
9. Bend and rebend test on steels pecimen.
10. Shear test for Mild steels pecimen.
11. Impact test on Metal Specimens using Izod test.
12. Impact test on Metal Specimens using Charpy test.
13. Demonstration of measuring strains using strain gauges, LVDTs

### Laboratory Manual:

1. *Strength of Materials Laboratory Manual*, prepared by faculty of Civil Engineering, KITSW

### Reference Books:

1. Harmer E. Davis and George Earl Troxell, "Testing an Inspection of Engineering Materials", McGraw-Hill book company, inc, 2<sup>nd</sup>edn., 1955.
2. A.V.K. Suryanarayana, "Testing of Metallic Materials", Prentice-Hall of India, 2<sup>nd</sup>edn., 2007.
3. IS 1786:2008 "High strength deformed steel bars and wires for concrete reinforcement-specification. Bureau of Indian standards, New Delhi, 2008.

4. IS 432(Part-I):1982 "Specification for mild steel and medium tensile steel bars and Hard drawn steel wires for concrete reinforcement". Bureau of Indian standards, New Delhi,1992.

**Course Outcomes (COs):**

Course Code: U18OE411F Course Name: <b>Strength of Materials Laboratory</b>		
CO	U18OE411F.1	Upon completion of this course, the student will be able to...
CO1	U18OE411F.2	correlate theory with the testing of engineering materials for quality assessment.
CO2	U18OE411F.3	evaluate the mechanical properties of civil engineering materials.
CO3	U18OE411F.4	appraise the behavior of civil engineering materials when tested under loads.
CO4	U18OE411F.1	realize the specifications recommended by codes to civil engineering materials.

**Course Articulation Matrix (Mapping of COs with POs and PSOs):**

Course Code: U18OE411F Course Name: <b>Strength of Materials Laboratory</b>															
CO Code	PO1	PO 2	PO3	PO 4	PO 5	PO 6	PO 7	PO 8	PO 9	PO 10	PO 11	PO 12	PS O 1	PSO 2	PSO 3
U18OE411F.1	1	-	-	1	-	1	-	-	2	1	1	1	1	1	1
U18OE411F.2	1	-	-	1	-	1	-	-	2	-	-	1	1	1	1
U18OE411F.3	1	-	-	1	-	1	-	-	2	-	-	1	1	1	1
U18OE411F.4	1	-	-	1	-	1	-	2	1	1	1	1	1	1	1
U18OE411F	1	-	-	1	-	1	-	2	1.75	1	1	1	1	1	1

## U18CH416 ENVIRONMENTAL STUDIES

**Class:** B. Tech. IV-Semester

**Branch:** Common to all branches

**Teaching Scheme:**

L	T	P	C
2	-	-	2

**Examination Scheme:**

Continuous Internal Evaluation:	40 marks
End Semester Exam	: 60 marks

**Course Learning objectives (LOs):**

This course will develop students' knowledge in/on

*LO1: necessity to use natural resources more equitably*

*LO2 :concepts of ecosystem and the importance of biodiversity conservation*

*LO3 : causes, effects and control measures of various environmental issues*

*LO4 : issues involved in enforcement of environmental legislation*

### UNIT-I (6)

**Introduction** - The multidisciplinary nature of environmental studies - definition, scope and importance.

**Natural Resources: Forest Resources** - Use and over-exploitation of forests, deforestation, timber extraction, mining, dams - their effects on forests and tribal people; **Water Resources** - Use and over-utilization of surface and ground water, floods, drought, conflicts over water; **Mineral Resources** - Environmental effects of extracting and using mineral resources; **Agricultural Land** - Land as a resource, land degradation, soil erosion and desertification; **Food Resources** - World food problems, effects of modern agriculture, fertilizer-pesticide problems, water logging and salinity; **Energy Resources** - Renewable and non-renewable energy sources, use of alternate energy sources.

### UNIT-II (6)

**Ecosystem and Biodiversity: Ecosystem** - Concepts of an ecosystem, food chain, food webs, ecological pyramids, energy flow in the ecosystem and ecological succession;

**Biodiversity and its Conservation** - Introduction, definition, genetic, species and ecosystem diversity, value of biodiversity, biodiversity in India, hot spots of biodiversity, man-wildlife conflicts, endangered and endemic species of India, in-situ and ex-situ conservation.

### UNIT-III (6)

**Environmental Pollution:** Global climatic change, green house gases, effects of global warming, ozone layer depletion; International conventions/protocols - Earth summit, Kyoto protocol and Montreal protocol; causes and effects of air, water, soil, marine and noise pollution with case studies; solid and hazardous waste management, effects of urban industrial and nuclear waste; natural disaster management - flood, earthquake, cyclone and landslides.

### UNIT-IV (6)

**Social Issues and the Environment: Role of Individual and Society** - Role of individual in prevention of pollution, water conservation, Rain water harvesting and watershed management; **Environmental Protection / Control Acts** - Air (Prevention and control of Pollution) Act- 1981, water (Prevention and Control of Pollution ) Act-1974, water Pollution Cess Act-1977, Forest conservation Act (1980 and 1992), wildlife Protection Act 1972 and environment protection Act 1986, issues involved in enforcement of environmental legislations; **Human Population and Environment** - Population growth, family welfare programmes, women and child welfare programmes, role of information technology in environment and human health.

**TEXT BOOK:**

1. Erach Bharucha, "Text Book of Environmental Studies for Under Graduate courses (2<sup>nd</sup> edn.)", *Universities Press (India) Private Limited*, 2013.

**REFERENCE BOOKS:**

1. Y. Anjaneyulu, "Introduction to Environmental Science", *B.S. Publications*, 2004.
2. Gilbert M. Masters, "Introduction to Environmental Engineering & Science", *Prentice Hall of India*, Third Edition, 1991.
3. Anubha Kaushik, C.P. Kaushik, "Environmental Studies", 4/e, *New Age International Publishers*, 2014.
4. R. Rajagopalan, "Environmental Studies from crisis to cure", *Oxford University Press*, Second Edition, 2011.

**Course Outcomes (COs):**

Course Code: U18CH416		Course Name: Environmental Studies
CO	CO code	Upon completion of this course, the student will be able to...
CO1	U18CH416.1	<i>investigate any environmental issue using an interdisciplinary framework</i>
CO2	U18CH416.2	<i>formulate an action plan for sustainable alternatives and conserving biodiversity that integrates science, humanist, social and economic perspective</i>
CO3	U18CH416.3	<i>identify and explain the complexity of issues and processes which contribute to an environmental problem</i>
CO4	U18CH416.4	<i>participate effectively in analysis and problem-solving through knowledge in environmental legislations</i>

**Course Articulation Matrix (Mapping of COs with POs and PSOs):**

Course Code: U18CH416		Course Name: Environmental Studies										
CO/PO	PO1	PO2	PO3	PO4	PO5	PO6	PO7	PO8	PO9	PO10	PO11	PO12
U18CH416.1	2	1	2	1	-	2	1	-	1	-	-	-
U18CH416.2	-	-	2	-	-	1	2	-	1	-	-	-
U18CH416.3	1	2	1	-	-	1	2	1	1	-	-	-
U18CH416.4	-	-	1	-	-	1	2	-	1	-	-	-
U18CH416	1.5	1.5	1.5	1	-	1.25	1.75	1	1	-	-	-



**URR-18R22**

DEPARTMENT OF COMPUTER SCIENCE AND ENGINEERING (INTERNET OF THINGS)  
 KAKATIYA INSTITUTE OF TECHNOLOGY & SCIENCE:: WARANGAL - 15  
 (An Autonomous Institute under Kakatiya University, Warangal)

SCHEME OF INSTRUCTION & EVALUATION (Applicable from B21 batch)  
 V- SEMESTER OF 4-YEAR B.TECH DEGREE PROGRAM - CSE (IoT)

[6Th+3P+Seminar]

Sl. No	Category	Course Code	Course Title	Periods/week			Credits	Evaluation scheme				
				L	T	P		CIE			ESE	Total Marks
								TA	MSE	Total		
1	HSMC	U18TP501	Quantitative Aptitude & Logical Reasoning	2	-	-	1	10	30	40	60	100
2	PE	U18IN502	Professional Elective - I/ MOOC-I	3	-	-	3	10	30	40	60	100
3	PCC	U18IN503	IoT with Cloud Computing	3	-	-	3	10	30	40	60	100
4	PCC	U18IN504R22	Software Engineering	3	-	-	3	10	30	40	60	100
5	PCC	U18IN505	Compiler Design	3	-	-	3	10	30	40	60	100
6	PCC	U18IN506	Database Management Systems	3	1	-	4	10	30	40	60	100
7	PCC	U18IN507R22	Advanced Java Laboratory	-	-	2	1	40	-	40	60	100
8	PCC	U18IN508	IoT with Cloud Computing Laboratory	-	-	2	1	40	-	40	60	100
9	PCC	U18IN509	Database Management Systems Laboratory	-	-	2	1	40	-	40	60	100
10	PROJ	U18IN510	Seminar	-	-	2	1	100	-	100	-	100
<b>Total:</b>				<b>17</b>	<b>1</b>	<b>8</b>	<b>21</b>	<b>280</b>	<b>180</b>	<b>460</b>	<b>540</b>	<b>1000</b>
<i>Additional Learning</i> *:Maximum credits allowed for Honours/Minor				-	-	-	7	-	-	-	-	-
<i>Total credits for Honours/Minor students:</i>				-	-	-	21+7	-	-	-	-	-

\* List of courses for additional learning through MOOCs towards Honours/Minor in Engineering shall be prescribed by the department under Honours/ Minor Curricula

[L= Lecture, T = Tutorials, P = Practical & C = Credits]

Total Contact Periods/Week :26

Total Credits :21

Professional Elective-I/ MOOCs-I:U18IN502A: Operating System
U18IN502B: Digital Image Processing
U18IN502C: Data Mining and Data Warehousing
U18IN502M: MOOCs course



## U18TP501 QUANTITATIVE APTITUDE AND LOGICAL REASONING

**Class:** B.Tech V-Semester

**Branch(s):** Computer Science and Engineering (IoT)

**Teaching Scheme:**

L	T	P	C
2	-	-	1

**Examination Scheme:**

Continuous Internal Evaluation	40 marks
End Semester Exam	60 marks

### **Course Learning Objectives (LOs):**

This course will develop students' knowledge on/in...

LO1: quantitative aptitude & problem solving skills

LO2: computing abstract quantitative information

LO3: application of basic mathematics skills & critical thinking to draw conclusions

LO4: evaluating the validity & possible biases in arguments presented in authentic contexts

### **UNIT-I(6)**

#### **Quantitative Aptitude-I:**

Numbers system, Averages, Percentages, Ratios & proportions, Time, Speed & distance, Time and work, Data interpretation

### **UNIT- II(6)**

#### **Quantitative Aptitude-**

II: Simple Interest, Compound Interest, Profit & loss, Ages, Permutations & Combinations, Probability

### **UNIT- III(6)**

#### **Logical Reasoning-**

I: Series completion, Analogy, Coding and decoding, Blood relations, Number, Ranking & Time sequence test, Linear & Circular arrangements

### **UNIT -IV(6)**

**Logical Reasoning-II:** Data sufficiency, Logical Venn diagram, Syllogisms, Statement & Arguments, Statement & Assumptions, Directions and set test

#### **Text Books:**

- [1] R S Agarwal, *Quantitative Aptitude for Competitive Examinations*, 3rd ed. New Delhi: S. Chand Publications, 2019. (Chapters 1, 6, 7, 8, 10, 11, 12, 15, 17, 21, 22, 30, 31)
- [2] R S Agarwal, *A Modern Approach to Verbal and Non-Verbal Reasoning*, 3rd ed. New Delhi: S. Chand Publications, 2019. (Chapters Section I: 1, 3, 4, 5, 6, 8, 16, Section II: 2, 3)

#### **Reference Books:**

- [1] Dinesh Khattar, *Quantitative Aptitude for Competitive Examinations*, New Delhi: Pearson India, 2019.
- [2] Nishit K Sinha, *Reasoning for Competitive Examinations*, New Delhi: Pearson India, 2019.
- [3] R.N. Thakur, *General Intelligence and Reasoning*, New Delhi: McGraw Hill Education, 2017.



**Course Research Paper:** Research paper (indexed Journals/conference papers) relevant to the course content will be posted by the course faculty in CourseWeb page.

**Course Patent:** Patent relevant to the course content will be posted by the course faculty in CourseWeb page.

**Course Projects:** Course project is an independent project carried out by the student during the course period, under the supervision of course faculty. Course faculty will post few course project titles in CourseWeb page. Students are encouraged to come up and experiment with the ideas that interest them.

**Course Learning Outcomes (COs):**

On completion of this course, students will be able to...

CO1: solve arithmetic relationships and interpret data using mathematical models

CO2: compute abstract quantitative information

CO3: apply basic mathematics & critical thinking skills to draw conclusions and solve problems

CO4: evaluate the validity & possible biases in arguments presented in authentic contexts logically & sensibly

Course Articulation Matrix (CAM): U18TP501 QUANTITATIVE APTITUDE AND LOGICAL REASONING																
Course Outcome		PO1	PO2	PO3	PO4	PO5	PO6	PO7	PO8	PO9	PO10	PO11	PO12	PSO1	PSO2	PSO3
CO1	U18TP501.1	-	2	-	1	-	-	-	-	-	-	-	1	-	-	1
CO2	U18TP501.2	-	2	-	1	-	-	-	-	-	-	-	1	-	-	1
CO3	U18TP501.3	-	1	-	2	-	2	-	-	-	-	-	1	-	-	1
CO4	U18TP501.4	-	1	-	2	-	2	-	-	-	-	-	1	-	-	1
U18TP501		-	1.5	-	1.5	-	2	-	-	-	-	-	1	-	-	1

## U18IN502A OPERATING SYSTEMS

**Class:**B.Tech.V-Semester

**Branch:**Computer Science and Engineering (IoT)

**Teaching Scheme:**

L	T	P	C
3	-	-	3

**Examination Scheme:**

Continuous Internal Evaluation	40 Marks
End Semester Exam	60 Marks

**Course Learning Objectives(LOs):**

This course will develop students' knowledge in/on...

LO1: basics of operating system, system structure and process

LO2: cpu scheduling, process synchronization and deadlocks

LO3: main memory, virtual memory and mass-storages

LO4: protection techniques and advantages of distributed system

### UNIT - I (9)

**Introduction:**What operating systems do, Computer system architecture, Operating system operations, Process management, Memory management, Storage management, Protection and security, computing environments

**Operating System Structures:**Operating system services, System calls, Types of system calls, System programs, Operating system structure, System boot

**Processes:** Process concept, Process scheduling, Interprocess communication

**Case study:**The Linux system

### UNIT - II (9)

**CPU Scheduling:** Basic concepts, Scheduling criteria, Scheduling algorithms- First come first served, Shortest job first, Priority, Round robin, Multilevel queue, Multilevel feedback queue

**Process Synchronization:** Background, The critical section problem, Petersons' solution, Synchronization hardware, Mutex locks, Semaphores, Classic problems of synchronization, Monitors

**Deadlocks:** System model, Deadlock characterization, Methods for handling deadlocks, Deadlock prevention, Deadlock avoidance, Deadlock detection, Recovery from deadlock

### UNIT - III (9)

**Main Memory:** Background, Swapping, Contiguous memory allocation, Segmentation, Paging

**Virtual Memory:**Background, Demand paging, Page replacement, Allocation of frames, Thrashing

**Mass-Storage Structure:** Overview of mass storage structure, Disk structure, Disk scheduling

### UNIT - IV (9)

**File-System Interface:** File concept, Access methods, Directory and Disk Structure

**File-System Implementation:** Allocation methods, Free-space management

**Protection:** Goals of protection, Principles of protection, Domain of protection, Access matrix

**Distributed Systems:** Advantages of distributed systems, Types of network-based operating systems, Communication structure, Robustness

---

**Text Book:**

- [1] Abraham Silberschatz, Peter B Galvin, Gerg Gagne, *Operating System Concepts*, 9th ed., United States of America: Wiley, 2016.(Chapters: 1,2,3,4,5,6,7,8,9,10,11,12,13)

**Reference Books:**

- [1] EktaWalia, *Operating Systems*, 2nd ed., New Delhi: Khanna Publishing House, 2019.
- [2] William Stalling, *Operating Systems*, 9th ed., United States of America: Person, 2018.
- [3] Dhananjay M. Dhamdhere, *Operating Systems A Concept-Based Approach*, 3rd ed., New Delhi: McGraw Hill, 2017.
- [4] Andrew S. Tanenbaum, Herbert BOS, *Modern Operating Systems*, 4th ed., United States of America: Person, 2016.

**Course Research Paper:** Research paper (Indexed journals/conference papers) relevant to the course content will be posted by the course faculty in Course Web page.

**Course Patent:** Patent relevant to the course content will be posted by the course faculty in Course Web page.

**Course Projects:** Course project is an independent project carried out by the student during the course period, under the supervision of course faculty. Course faculty will post few course projects titles in Course Web page. Students are encouraged to come up and experiment with the ideas that interest them.

**Course Learning Outcomes (COs):**

On completion of this course, students' will be able to...

CO1: apply the fundamental concepts of operating system and processes to solve the essential problems related to operating systems

CO2: analyse CPU scheduling, process synchronization and deadlocks for effective management of processes

CO3: analyse the page replacement and disk scheduling algorithms for effective allocation of the memory

CO4: design the secured distributed systems using the concepts of protection methods and distributed systems

Course Articulation Matrix (CAM): U18IN502A OPERATING SYSTEM																
Course Outcomes		PO1	PO2	PO3	PO4	PO5	PO6	PO7	PO8	PO9	PO10	PO11	PO12	PSO1	PSO2	PSO3
CO1	U18IN502A.1	2	2	2	2	-	-	-	1	1	1	-	2	2	2	2
CO2	U18IN502A.2	2	2	2	2	-	-	-	1	1	1	-	2	2	2	2
CO3	U18IN502A.3	2	2	2	2	-	-	-	1	1	1	-	2	2	2	2
CO4	U18IN502A.4	2	2	2	2	-	-	-	1	1	1	-	2	2	2	2
	U18IN502A	2	2	2	2	-	-	-	1	1	1	-	2	2	2	2

## U18IN502B DIGITAL IMAGE PROCESSING

**Class:** B.Tech. V- Semester

**Branch:** Computer Science and Engineering(IoT)

### Teaching Scheme:

L	T	P	C
3	-	-	3

### Examination Scheme:

Continuous Internal Evaluation	40 Marks
End Semester Exam	60 Marks

### Course Learning Objectives (LOs):

This course will develop student's knowledge in/on...

LO1: fundamental concepts of digital image processing such as sampling, quantization, and basic relationship between pixels

LO2: intensity transformation functions, spatial domain filters, and frequency domain filters for smoothing and sharpening of input images

LO3: morphological image processing and image segmentation techniques applied on input images to filter and segment the objects present in input image

LO4: extracting features from an object present in an input image and identify the object using classification techniques

### UNIT - I (9)

**Introduction:** What is digital image processing, Origins of digital image processing, Examples of fields that use digital image processing, Fundamental steps in digital image processing, Components of an image processing system

**Digital Image Fundamentals:** Elements of visual perception, Light and the electromagnetic spectrum, Image sensing and acquisition, Image sampling and quantization, some basic relationships between pixels, Introduction to the mathematical tools used in digital image processing

### UNIT - II (9)

**Intensity Transformations & Spatial Filtering:** The basics of intensity transformations and spatial filtering, Basic intensity transformation functions, Histogram processing, Fundamentals of spatial filtering, Smoothing spatial filters, Sharpening spatial filters, Combining spatial enhancement methods

**Filtering in the Frequency Domain:** A brief history of the Fourier series and transform, Preliminary concepts, Discrete Fourier transform (DFT) of one variable, Extension to functions of two variables, Some properties of the 2-D discrete Fourier transform, The basics of filtering in the frequency domain

### UNIT - III (9)

**Morphological Image Processing:** Preliminaries, Erosion and dilation, Opening and closing, Hit-or-miss transformation, Some basic morphological algorithms

**Image Segmentation-I Edge Detection, Thresholding, and Region Detection:** Fundamentals, Point, Line and edge detection, Thresholding, Segmentation by region growing and by region splitting and merging, Region segmentation using clustering and superpixels, Segmentation using morphological watersheds

### UNIT - IV (9)

**Feature Extraction:** Background, Boundary preprocessing, Boundary feature descriptors, Region feature descriptors, Principal components as feature descriptors, Whole-image features, Scale-invariant feature transform

**Image Pattern Classification:** Background, Patterns and pattern classes, Pattern classification by prototype matching, Optimum (Bayes) statistical classifiers, Neural networks and deep learning, Deep convolution neural networks

### Text Book:

[1] Rafael C. Gonzalez, Richard E. Woods, *Digital Image Processing*, 4th ed., New Delhi: Pearson, 2018. (Chapters 1 to 4, 9 to 12)

### Reference Books:

[1] Anil K. Jain, *Fundamentals of Image Processing*, 1st ed., Chennai: Pearson, 2015.

[2] B. Chanda, D. Dutta Majunder, *Digital Image Processing and Analysis*, 2nd ed., New Delhi: Prentice Hall of India, 2011.

[3] S. Sridhar, *Digital Image Processing*, 2nd ed., Noida: Oxford University Press, 2016.

[4] Munesh C. Trivedi, *Digital Image Processing*, 1st ed., New Delhi: Khanna Book Publishing, 2014.

**Course Research Paper:** Research paper (indexed Journals/conference papers) relevant to the course content will be posted by the course faculty in CourseWeb page.

**Course Patent:** Patent relevant to the course content will be posted by the course faculty in CourseWeb page.

**Course Projects:** Course project is an independent project carried out by the student during the course period, under the supervision of course faculty. Course faculty will post few course project titles in CourseWeb page. Students are encouraged to come up and experiment with the ideas that interest them.

<b>Course Learning Outcomes (COs):</b>	
On completion of this course, student's will be able to...	
CO1:	<i>apply the concepts of digital image processing such as sampling, quantization, and basic relationships between pixels during pre-processing stage of image processing</i>
CO2:	<i>identify the effect of intensity transformation functions, frequency and spatial domain filters on input images for image smoothing and sharpening</i>
CO3:	<i>apply morphological image processing techniques on objects present in input images to extract image components and discover novel ways to segment the objects present in the input images</i>
CO4:	<i>extract the features to depict the shape of an object and apply classification techniques to identify the object present in an input image</i>

<b>Course Articulation Matrix (CAM):U18IN502B DIGITAL IMAGE PROCESSING</b>																
<b>Course Outcomes</b>		<b>PO1</b>	<b>PO2</b>	<b>PO3</b>	<b>PO4</b>	<b>PO5</b>	<b>PO6</b>	<b>PO7</b>	<b>PO8</b>	<b>PO9</b>	<b>PO10</b>	<b>PO11</b>	<b>PO12</b>	<b>PSO1</b>	<b>PSO2</b>	<b>PSO3</b>
CO1	U18IN502B.1	2	2	2	2	1	-	-	1	1	1	-	1	1	1	1
CO2	U18IN502B.2	3	3	3	3	1	-	-	1	1	1	-	3	1	1	1
CO3	U18IN502B.3	3	3	3	3	1	-	-	1	1	1	-	3	1	1	1
CO4	U18IN502B.4	3	3	3	3	1	-	-	1	1	1	-	3	1	1	1
<b>U18IN502B</b>		<b>2.75</b>	<b>2.75</b>	<b>2.75</b>	<b>2.75</b>	<b>1</b>	<b>-</b>	<b>-</b>	<b>1</b>	<b>1</b>	<b>1</b>	<b>-</b>	<b>2.5</b>	<b>1</b>	<b>1</b>	<b>1</b>

## U18IN502C DATA MINING AND DATA WAREHOUSING

**Class:** B.Tech. V- Semester

**Branch:** Computer Science and Engineering (IoT)

**Teaching Scheme:**

L	T	P	C
3	-	-	3

**Examination Scheme:**

Continuous Internal Evaluation	40 Marks
End Semester Exam	60 Marks

### **Course Learning Objectives(LOs):**

This course will develop students' knowledge in/on...

LO1: data warehouse architecture, multidimensional modeling & preprocessing

LO2: algorithms for mining frequent patterns & associations rules

LO3: classification models and relevant evaluation techniques

LO4: clustering techniques and data mining applications on web, finance & retail business

### **UNIT-I (9)**

**Data Warehouse:** Basic concepts, Multitier architecture, Data warehouse models, ETL tools, Metadata repository

**Multidimensional Data Modeling:** Data cube, Star, Snowflake and Fact constellation schemas, Dimensions, Measures, OLAP operations, Star net query model

**Data Warehouse Implementation:** Efficient data cube computation, Indexing OLAP, Efficient processing of OLAP queries, OLAP servers

**Data Preprocessing:** Data cleaning, Integration, Reduction and transformation

### **UNIT-II (9)**

**Data Mining:** Introduction, Types of data and patterns can be mined, Technologies used, Applications targeted, Major issues in data mining

**Association Rule Mining:** Basic concepts, Apriori algorithm, Generating association rules from frequent item sets, Improvements of Apriori algorithm, Patten-Growth approach, Mining frequent Item sets using vertical data format, Mining closed frequent item sets, Correlation analysis, Patten mining in multilevel and multidimensional space, Constraint based frequent pattern mining

### **UNIT-III (9)**

**Classification:** Basic Concepts, Classification by decision tree induction, Bayesian classification, Rule based classification, Model evaluation and Selection

**Advanced Classification:** Classification by back propagation, Associative classification, K Nearest Neighbor classifiers, Rough set and Fuzzy set approaches

### **UNIT-IV (9)**

**Cluster Analysis:** Introduction, Types of data in cluster analysis, Partitioning methods by K- Means and K-Medoids, Agglomerative versus Divisive hierarchical clustering, BIRCH Multiphase hierarchical clustering, Density based method with DBSCAN algorithm, Grid based method with STING, Evaluation of clusters, Outlier Analysis and detection methods

**Data Mining Trends:** Mining sequence data, Web data mining, Data mining applications with Finance data analysis, Retail industry and Recommender systems

**Text Book:**

- [1] Jiawei Han, Micheline Kamber, *Data Mining Concepts and Techniques*, 3rd ed., Singapore: Morgan Kaufmann Publishers, 2016. (Chapters: 1 to 10)

**Reference Books:**

- [1] Sam Anahory, Dennis Murray, *Data warehousing in the real world*, New Delhi: Pearson Education, 2003.
- [2] C.S.R.Prabhu, *Data Warehousing Concepts, Techniques, Products and Applications*, 2<sup>nd</sup> ed. New Delhi: Prentice-Hall of India, 2002.
- [3] ArunK.Pujari, *Data Mining Techniques*, 2nd ed. Hyderabad: Universities press, 2010.

**Course Research Paper:** Research paper (indexed Journals/conference papers) relevant to the course content will be posted by the course faculty in CourseWeb page.

**Course Patent:** Patent relevant to the course content will be posted by the course faculty in CourseWeb page.

**Course Projects:** Course project is an independent project carried out by the student during the course period, under the supervision of course faculty. Course faculty will post few course project titles in CourseWeb page. Students are encouraged to come up and experiment with the ideas that interest them.

**Course Learning Outcomes(COs):**

On completion of this course, students will be able to...

CO1: design multi dimensional models & preprocessing strategies for data warehouses applications

CO2: apply frequent pattern mining techniques on data sets for association rules extraction

CO3: analyze efficiency of classification algorithms

CO4: evaluate clustering techniques and design data mining applications onweb& financial domains.

Course Articulation Matrix (CAM): U18IN502C DATA MINING AND DATA WAREHOUSING																
Course Outcomes		PO1	PO2	PO3	PO4	PO5	PO6	PO7	PO8	PO9	PO10	PO11	PO12	PSO1	PSO2	PSO3
CO1	U18IN502C.1	2	2	2	2	2	-	-	1	1	1	-	2	2	-	-
CO2	U18IN502C.2	2	2	2	2	2	-	-	1	1	1	-	2	2	-	-
CO3	U18IN502C.3	2	2	2	2	2	-	-	1	1	1	-	2	2	-	-
CO4	U18IN502C.4	2	2	2	2	2	-	-	1	1	1	-	2	2	-	-
U18IN502C		2	2	2	2	2	-	-	1	1	1	-	2	2	-	-

## U18IN503 IOT WITH CLOUD COMPUTING

**Class:** B.Tech. V- Semester

**Branch:** Computer Science and Engineering(IoT)

**Teaching Scheme:**

L	T	P	C
3	-	-	3

**Examination Scheme:**

Continuous Internal Evaluation	40 Marks
End Semester Exam	60 Marks

**Course Learning Objectives (LOs):**

This course will develop student's knowledge in/on...

LO1: basic concepts of cloud and computing environments and cloud architecture

LO2: virtualization techniques, cloud platform industry and cloud applications

LO3: sensor-cloud, data flow, pricing and networking and sensor-cloud for IoT

LO4: IoT-cloud convergence and cloud based smart city using IoT

### UNIT - I (9)

**Introduction:** Cloud computing at a glance, Historical developments, Building cloud computing Environment, Computing platforms and technologies

**Cloud Computing Architecture:** Introduction, Cloud reference model, Types of cloud, Economics of the cloud, Open challenges

### UNIT - II (9)

**Virtualization:** Introductions, Characteristics of virtualized environments, Taxonomy of Virtualization techniques, Virtualization and Cloud computing, Pros and Cons of virtualization, Technology examples, Introduction to docker

**Cloud Platform in Industry:** Amazon web services, Google app engine and Microsoft azure

**Cloud Applications:** Scientific applications-ECG analysis in the cloud, Business and consumer applications-CRM and ERP.

### UNIT - III (9)

**Sensor-Cloud:** Introduction to sensor-cloud, Background, Sensor virtualization, Applications

**Data-Flow in the Sensor Cloud:** Introduction, Composition of virtual sensor, Data management

**Pricing and Networking in the Sensor cloud:** Scenario of pricing, The model of pricing, pH: pricing attributed to hardware, pl: Pricing Attributed to Infrastructure, Networking, System description, Formal definition of the problem, Complexity analysis

**Sensor-Cloud for IoT:** Introduction, Enabling IoT through sensor-cloud

### UNIT - IV (9)

**IoT-cloud Convergence:** Challenges and open issues, Architecture for convergence, Data offloading and computation, Dynamic resource provisioning, Security aspects

**Cloud-Based Smart City using IoT:** Introduction to smart city, Characteristics, Standards and protocols for cloud-based smart city, Applications: Traffic management, Smart healthcare, Disaster management, Air pollution monitoring and waste management

**Text Books:**

- [1] RajkumarBuyya, Christian Vecchiola, ThamaraiSelvi, *Mastering Cloud Computing*, New Delhi: McGraw Hill, 2013 (reprint 2019). (chapters: 1,2,3,4,5)
- [2] SudipMisra, Subhadeep Sarkar, Subarna Chatterjee, *Sensors, Cloud, and Fog: The Enabling Technologies for the Internet of Things*, London: CRC press, Taylor & Francis group, 2019. (Chapters: 6,7,8,9)
- [3] Parikshit N. Mahalle, Nancy Ambritta P., Gitanjali Rahul Shinde and ArvindVinayak Deshpande, *The Convergence of Internetof Things and Cloud for Smart Computing*, UK: CRC press, Taylor & Francis group, 2022. (Chapters: 10)
- [4] Pradeep Tomar, *Integration and Implementation of the Internet of Things Through Cloud Computing*, India: Gautam Buddha University, New Delhi: IGI Global book series Advances in Web Technologies and Engineering (AWTE) (ISSN: 2328-2762 eISSN: 2328- 2754) 2021(Chapter:11)



**Reference Books:**

- [1] Kumar Saurabh, *Cloud Computing, Architecting Next-Gen Transformations Paradigms*, 4th ed. New Delhi: Wiley India Private Limited, 2018.
- [2] Barrie Sosinsky, *Cloud Computing Bible*, Indiana: Wiley Publications, 2011.
- [3] Anthony T. Velte, Toby J Velte and Robert Elsenpeter, *Cloud Computing: A practical Approach*, New York: McGraw Hill, 2010.

**Course Research Paper:** Research paper (indexed Journals/conference papers) relevant to the course content will be posted by the course faculty in CourseWeb page.

**Course Patent:** Patent relevant to the course content will be posted by the course faculty in CourseWeb page.

**Course Projects:** Course project is an independent project carried out by the student during the course period, under the supervision of course faculty. Course faculty will post few course project titles in CourseWeb page. Students are encouraged to come up and experiment with the ideas that interest them.

**Course Learning Outcomes (COs):**

On completion of this course, student's will be able to...

CO1: design enterprise level applications in hosted cloud environments using Storage as aService (STaaS)

CO2: analyze virtual environments for running applications using virtual machines

CO3: analyze the services provided in the cloud for integrating sensor networks

CO4: analyze the IoT-cloud convergence and design solutions to smart city based applications using cloud and IoT

Course Articulation Matrix (CAM):U18IN503IOT WITH CLOUD COMPUTING																
Course Outcomes		PO1	PO2	PO3	PO4	PO5	PO6	PO7	PO8	PO9	PO10	PO11	PO12	PSO1	PSO2	PSO3
CO1	U18IN503	2	2	2	2	2	-	-	1	1	1	-	2	2	2	2
CO2	U18IN503	2	2	2	2	2	-	-	1	1	1	-	2	2	2	2
CO3	U18IN503	2	2	2	2	2	-	-	1	1	1	-	2	2	2	2
CO4	U18IN503	2	2	2	2	2	-	-	1	1	1	-	2	2	2	2
U18IN503		2	2	2	2	2	-	-	1	1	1	-	2	2	2	2

## U18IN504R22 SOFTWARE ENGINEERING

**Class:** B. Tech. V-Semester

**Branch:** Computer Science and Engineering(IoT)

**Teaching Scheme :**

L	T	P	C
3	-	-	3

**Examination Scheme :**

Continuous Internal Evaluation	40 marks
End Semester Examination	60 marks

**Course Learning Objectives(LOs):**

**This course will develop students' knowledge in/on...**

*LO1: fundamental concepts of software and different types of software models*

*LO2: different types of design concepts and patterns*

*LO3: software design principles and test strategies*

*LO4: metrics for quality analysis of software and risk management*

### UNIT-I (9)

**Software Engineering Concepts:**The changing nature of software, Software application domains, Legacy software, Software myths, Software engineering layered technology, A process framework, The capability maturity model integration (CMMI), Agile software

**Process Models-**Prescriptive process models, RAD model, Specialized process models, Unified process model, Personal and team process models

**Agile Development:** Agility and the cost of change, Agile process, Extreme programming, Other agile process models

**Software Engineering Practices:** Communication principles, Planning principles, Modeling principles, Construction principles, Deployment principles

### UNIT-II (9)

**Requirements Engineering Tasks:** Requirements analysis and modeling strategies, User requirement, System requirement, Software requirements document

**Design Engineering:** Design within the context of software engineering, Design process, Design concepts, The design model

**Architectural Design:**Software architecture, Architectural genres, Architectural styles, Architectural design, Assessing alternative architectural designs, Designing class based components, Conducting component level design, Design for WebApps, Designing traditional components

### UNIT-III (9)

**User Interface Design:**The golden rules, User interface analysis and design, Interface analysis, Interface design steps, WebApp and mobile interface design

**Testing Strategies:** Software testing fundamentals, Test strategies for conventional software, Test strategies for object-oriented software, Validation testing, System testing, The art of Debugging, White box testing, Basis path testing, Control structure testing, Black box testing

**Testing Web Applications:**Testing concepts for webapps, The testing process, Content testing, User interface testing, Component-level testing, Navigation testing, Configuration testing, Security testing, Performance testing

### UNIT-IV (9)

**Product Metrics:** Measures, Metrics and indicators, Metrics for the requirements model, Metrics for the design model, Metrics for source code, Metrics for testing, Metrics for maintenance

**Process and Project Metrics:** Metrics in the process and project domains, Software measurement, Metrics for software quality, Integrating metrics within the software process, The *W5HH* principle

**Project Scheduling:** Project scheduling, Scheduling for WebApps projects, Earned value analysis  
**Risk Management:** Reactive versus Proactive risk strategies, Software risks, Risk identification, Risk projection, Risk refinement, RMMM plan

**Text Book:**

[1] Roger S.Pressman and Bruce R.Maxim, *Software Engineering: A Practitioner's Approach*, 8th ed., NewDelhi:McGraw Hill, 2019(Chapters: 1,2,3,4,5,6,7,8,9,10,11,12,13,14)

**Reference Books:**

- [1] Ian Sommerville, *Software Engineering*, 10<sup>th</sup> ed., Delhi: Pearson Education, 2016
- [2] Deepak Jain, *Software Engineering: Principles and Practices*, 3rd ed., Delhi: Oxford University Press, 2008
- [3] Pankaj Jalote, *Software Engineering: A Precise Approach*, NewDelhi: Wiley India, 2010
- [4] Waman S. Jawadekar, *Software Engineering: A Primer*, NewDelhi: TataMcgraw Hill, 2008

**Course Research Paper:** Research paper (indexed Journals/conference papers) relevant to the course content will be posted by the course faculty in CourseWeb page.

**Course Patent:** Patent relevant to the course content will be posted by the course faculty in CourseWeb page.

**Course Projects:** Course project is an independent project carried out by the student during the course period, under the supervision of course faculty. Course faculty will post few course project titles in CourseWeb page. Students are encouraged to come up and experiment with the ideas that interest them.

**Course Learning Outcomes(COs):**  
**On completion of this course, students will be able to...**  
*CO1: implement the appropriate software model for a given real time application like customer service systems, or bank ATMs*  
*CO2: develop different types of software designs & patterns for recurring problems that software engineers come across often.*  
*CO3: apply an appropriate testing method for a given software*  
*CO4: apply metrics to assess the quality of software and analyze the risk management in project scheduling*

Course Articulation Matrix (CAM) U18IN504R22 SOFTWARE ENGINEERING																
CO		PO1	PO2	PO3	PO4	PO5	PO6	PO7	PO8	PO9	PO10	PO11	PO12	PSO1	PSO2	PSO3
CO1	U18IN504R22.1	1	1	1	1	-	-	-	1	1	1	2	1	2	1	2
CO2	U18IN504R22.2	1	1	1	1	-	-	-	1	1	1	2	1	1	1	2
CO3	U18IN504R22.3	2	2	1	1	-	1	1	1	1	1	2	1	2	1	2
CO4	U18IN504R22.4	2	2	2	1	-	1	1	1	1	1	2	1	2	1	2
U18IN504R22		1.5	1.5	1.25	1	-	1	1	1	1	1	2	1	1.75	1	2

## U18IN505 COMPILER DESIGN

**Class:** B.Tech. V- Semester

**Branch:** Computer Science and Engineering (IoT)

**Teaching Scheme:**

L	T	P	C
3	-	-	3

**Examination Scheme:**

Continuous Internal Evaluation	40 Marks
End Semester Exam	60 Marks

### **Course Learning Objectives(LOs):**

This course will develop student's knowledge in/on...

LO1: *phases of a compiler and design of a lexical analyzer*

LO2: *parsing techniques using context-free grammar and construction of syntax tree*

LO3: *specification of a type checker, storage allocation strategies and generating intermediate form for the given programming statements*

LO4: *generating target code from the intermediate form and applying code optimization techniques to improve the performance of the code*

### **UNIT-I (9)**

**Introduction to Compiling:** Compilers, Analysis of the source program, Phases of a compiler, Cousins of the compiler, Grouping of phases, Compiler construction tools **Lexical Analysis:** Role of lexical analyzer, Input buffering, Specification of tokens, Recognition of tokens, A language for specifying lexical analyzers, Finite automata, Design of a lexical analyzer, Optimization of deterministic finite automata based pattern matchers

### **UNIT-II (9)**

**Syntax Analysis:** Role of the parser, Writing grammars, Context free grammars, Top down parsing, Bottom up parsing, Operator precedence parsing, LR parsers, Using ambiguity grammars, Parser generators

**Syntax Directed Translation:** Syntax directed definitions, Construction of syntax trees, Bottom up evaluation of S-attributed definitions, L-attributed definitions, Top down translation, Bottom up evaluation of inherited attribute, Space for attribute values at compile time, Analysis of syntax directed definition

### **UNIT-III (9)**

**Type Checking:** Type systems, Specification of a simple type checker, Equivalence of type expressions, Type conversions

**Runtime Environments:** Source language issues, Storage organization, Storage allocation strategies, Symbol tables, Language facilities for dynamic storage allocation, Dynamic storage allocation techniques

**Intermediate Code Generation:** Intermediate languages, Declarations, Assignment statements, Boolean expressions, Back patching

### **UNIT-IV (9)**

**Code Generation:** Issues in the design of code generator, The target machine, Runtime storage management, Basic blocks and flow graphs, Next-use information, A simple code generator, Register allocation and assignment, Directed acyclic graph representation of basic blocks, Peephole optimization, Generating code from directed acyclic graphs, Code generation algorithm

**Code Optimization:** Introduction, The principal sources of optimization, Optimization of basic blocks, Loops in flow graphs, Introduction to global data flow analysis, Code improving transformations

**Text Book:**

- [1] Alfred V.Aho, Ravi Sethi and Jeffrey D.Ullman, *Compilers: Principles, Techniques and Tools*, 2nd ed. Hong Kong: Pearson Education Asia, 2013.

**Reference Books:**

- [1] Allen I. Holub, *Compiler Design in C*, 2nd ed. New Jersey: Prentice Hall of India, 2003.  
 [2] C. N. Fischer, R. J. LeBlanc, *Crafting a compiler with C*, California: Pearson Education, 2003.  
 [3] J.P. Bennet, *Introduction to Compiling Techniques*, 2nd ed. New York: McGraw-Hill, 2003.  
 [4] Henk Alblas, Albert Nymeyer, *Practice and Principles of Compiler Building with C*, London: PHI, 2001.

**Course Research Paper:** Research paper (Journals/conference papers) relevant to the course content will be posted by the course faculty in CourseWeb page.

**Course Patent:** Patent relevant to the course content will be posted by the course faculty in CourseWeb page.

**Course Projects:** Course project is an independent project carried out by the student during the course period, under the supervision of course faculty. Course faculty will post few course projects titles in CourseWeb page. Students are encouraged to come up and experiment with the ideas that interest them.

**Course Learning Outcomes (COs):**

On completion of this course, students' will be able to...

CO1: design lexical analyzer using regular expressions to generate tokens from the given programming statements

CO2: construct syntax tree and parsing table for the given context-free grammar

CO3: construct intermediate code for the given programming statements

CO4: develop target code from the intermediate form and apply code optimization techniques to improve the performance of the code

**Course Articulation Matrix (CAM):U18IN505COMPILER DESIGN**

CO		PO1	PO2	PO3	PO4	PO5	PO6	PO7	PO8	PO9	PO10	PO11	PO12	PSO1	PSO2	PSO3
CO1	U18IN505.1	3	3	2	2	1	-	-	1	1	1	-	2	1	1	1
CO2	U18IN505.2	3	3	2	2	1	-	-	1	1	1	-	2	1	1	1
CO3	U18IN505.3	3	3	3	3	1	-	-	1	1	1	-	3	1	1	1
CO4	U18IN505.4	3	3	3	3	1	-	-	1	1	1	-	3	1	1	1
<b>U18IN505</b>		3	3	2.5	2.5	1	-	-	1	1	1	-	2.5	1	1	1

## U18IN506 DATABASE MANAGEMENT SYSTEMS

**Class:** B.Tech. V- Semester

**Branch:** Computer Science and Engineering (IoT)

**Teaching Scheme:**

L	T	P	C
3	1	-	4

**Examination Scheme:**

Continuous Internal Evaluation	40 Marks
End Semester Exam	60 Marks

### **Course Learning Objectives(LOs):**

This course will develop student's knowledge in/on...

*LO1: diverse issues involved in the design and implementation of a database management system*

*LO2: study the physical and logical database designs and different database models*

*LO3: distinct normalization techniques on database systems and query optimization techniques*

*LO4: database structure and build up essential DBMS concepts like database security, data integrity and concurrency control*

### **UNIT - I (9+3)**

**Databases and Database Users:** Introduction, Characteristics of the database approach, Actors on the scene, Workers behind the scene, Advantages of using a DBMS, When not to use a DBMS

**Database System Concepts and Architecture:** Data models, Schemas and instances, Three-schema architecture and data independence, Database languages and interfaces, The database system environment, Classification of database management systems

**The Relational Data Model, Relational Database Constraints:** Relational model concepts, Relational constraints and the relational database schemas, Update operations and dealing with constraint violations

**Basic SQL:** SQL Data definition and data types, Specifying constraints in SQL, Basic retrieval queries in SQL, INSERT, DELETE, and UPDATE statements in SQL

**NOSQL Databases:** Introduction to NOSQL systems

### **UNIT - II (9+3)**

**Data Modeling using the Entity-Relationship Model:** Using high-level conceptual data models for database design, Entity types, Entity sets, Attributes and keys, Relationships types, Relationship sets, Roles and structural constraints, Weak entity types, ER diagrams

**Enhanced Entity-Relationship:** Sub classes, Super classes and Inheritance, Specialization and generalization, Constraints and characteristics of specialization and generalization hierarchies, Modeling of union types using categories

**Relational Database Design by ER and EER-to-Relational Mapping:** Relational database design using ER-to-Relational mapping, Mapping EER model constructs to relations

### **UNIT - III (9+3)**

**Database Design Theory and Normalization:** Informal design guidelines for relation schemas, Functional dependencies, Normal forms based on primary keys, General definitions of second and third normal forms, Boyce-Codd normal form, Algorithms for relational database schema design, Multivalued dependency and fourth normal form, Join dependencies and fifth normal form

**The Relational Algebra and Relational Calculus:** Basic relational algebra operations, Examples of queries in relational algebra, The tuple relational calculus, The domain relational calculus

**Query Processing and Optimization:** Translating SQL queries into relational algebra, Using heuristics in query optimization

### **UNIT - IV (9+3)**

**Introduction to Transaction Processing Concepts and Theory:** Introduction to transaction processing, Transaction and system concepts, Desirable properties of transactions, Characterizing schedules based on recoverability, Characterizing schedules based on serializability

**Concurrency Control Techniques:** Two-Phase locking techniques for concurrency control, Concurrency control based on timestamp ordering

**Database Recovery Techniques:** Recovery concepts, NO-UNDO/REDO Recovery Based on Deferred Update, Recovery techniques based on immediate update, Shadow paging

**Database Security and Authorization:** Introduction to database security issues, Discretionary access control based on granting and revoking privileges, Mandatory access control and role-Based access control for multilevel security

**Text Book:**

1. RamezElmasri, Shamkanth B. Navathe, *Fundamentals of Database Systems*, 7th ed., New Delhi: Pearson Education, 2017. (Chapters: 1 to 15)

**Reference Books:**

1. Raghu Ramakrishnan, Johannes Gehrke, *Database Management Systems*, 4th ed., New Delhi: Mc-Graw Hill, 2014
2. Abraham Siberschatz, Henry F. Korth, and S. Sudarshan, *Database System Concepts*, 6th ed., New Delhi: McGraw-Hill, 2011
3. R. P. Mahapatra, GovindVerma, *Database Management Systems*, 1st ed., New Delhi: Khanna publications, 2016
4. Thomas Connolly, Carolyn Begg, *Database Systems*, 3rd ed., Chennai: Pearson Education, 2003

**Course Research Paper:** Research paper (Journals/conference papers) relevant to the course content will be posted by the course faculty in CourseWeb page.

**Course Patent:** Patent relevant to the course content will be posted by the course faculty in CourseWeb page.

**Course Project:** Course project is an independent project carried out by the student during the course period, under the supervision of course faculty. Course faculty will post few course projects titles in CourseWeb page. Students are encouraged to come up and experiment with the ideas that interest them.

**Course Learning Outcomes (COs):**

On completion of this course, students' will be able to...

CO1: analyze the schemata, illustrate the relational data model and consistency constraints effectively, and develop effective queries

CO2: design the database with an ER and EER models

CO3: apply the normalization on database to eliminate redundancy and query optimization techniques to determine the most efficient way to execute a query plans

CO4: apply multi-level security, correctness of data and control over access on database

Course Articulation Matrix (CAM): U18IN506 DATABASE MANAGEMENT SYSTEMS																
Course Outcomes	PO1	PO2	PO3	PO4	PO5	PO6	PO7	PO8	PO9	PO10	PO11	PO12	PSO1	PSO2	PSO3	
CO1	U18IN506.1	2	2	2	2	1	1	-	1	1	1	-	2	2	1	2
CO2	U18IN506.2	3	3	3	3	1	1	-	1	1	1	-	3	3	1	3
CO3	U18IN506.3	3	3	3	3	1	1	-	1	1	1	-	3	2	1	2
CO4	U18IN506.4	2	2	2	2	1	1	-	1	1	1	-	2	3	1	2
<b>U18IN506</b>		2.5	2.5	2.5	2.5	1	1	-	1	1	1	-	2.5	2.5	1	2.25

## U18IN507R22 ADVANCED JAVA PROGRAMMING LABORATORY

**Class:** B. Tech. V-Semester

**Branch:** Computer Science & Engineering (IoT)

**Teaching Scheme:**

L	T	P	C
3	-	-	3

**Examination Scheme:**

Continuous Internal Evaluation	40 Marks
End Semester Exam	60 Marks

### Course Learning Objectives(LO):

This course will develop students' knowledge in/on...

LO1: developing GUI based programs using the concept of swings

LO2: the concepts of generics and collections

LO3: sorting user-defined data using Comparable & Comparator interfaces and performing the unit testing with JUnit

LO4: lambda expressions and Stream API

### List of Experiments

#### Experiment-I

1. Create a JFrame program to display "Good Morning" if current time is between "6 AM to 12 PM" and "Good Afternoon" if the current time is between "12 PM to 6PM", and "Good Evening" if the current time is between "6PM to 12AM"
2. Create a JFrame program to perform basic arithmetic calculations on given two numbers with the help of button events

#### Experiment-II

1. Create a JFrame program from which you can open another frames with the help of button events
2. Design different JFrame's to demonstrate different layouts like Flow layout, Border layout, Grid layout & null layout
3. Create a JFrame program to work with window events

#### Experiment -III

1. Create a JFrame to add a menu bar with which you can select different options from different menus and perform some action on selection of every menu item
2. Create a JFrame program to open the text file using JFileChooser and display the selected text file content on the JTextArea
3. Design a registration form with the help of a JFrame and save the details in to the text file

#### Experiment -IV

1. Create a JFrame program to insert, delete & update the records of a database table
2. Create a JFrame program to select a database table using JComboBox component and display the content of the selected database table in JTable component

#### Experiment -V

1. Write a java program to demonstrate generic class
2. Write a java program to demonstrate methods and constructors in generics
3. Write a java program to demonstrate multiple type parameters in generic classes
4. Write a java program to demonstrate inheritances in generics

#### Experiment -VI

1. Write a java program to perform following operations on ArrayList, LinkedList, HashSet and LinkedHashSet
  - i. Insertion
  - ii. Deletion
  - iii. Traversing using traditional-for, for-each, Iterator and ListIterator
  - iv. Display the elements in reverse order
2. Write a program that will have a Vector which is capable of storing Employee objects. Use an Iterator and enumeration to list all the elements of the Vector

#### Experiment -VII

1. Write a java program to perform different operations on inbuilt Stack class
2. Write a java program to perform different operations on inbuilt Queue class
3. Write a java program to perform insertion, deletion, traversing and searching operations on HashMap and TreeMap



**Experiment -VIII**

1. Write a java program to store and retrieve user defined class objects from TreeSet
2. Write a java program to read a set of values and display the count of occurrences of each number using collection concept

**Experiment-IX**

1. Write a java program to display ArrayList values in sorted order
2. Write a java program to demonstrate Comparable interface for sorting user defined data type
3. Write a java program to demonstrate Comparator interface for sorting user defined data type

**Experiment-X**

1. Write a java program to test simple arithmetic operations of Calculator class using JUnit concept
2. Write a java program to demonstrate different Assert methods and annotations

**Experiment-XI**

1. Write a java program to demonstrate lambda expression with no parameter
2. Write a java program to demonstrate lambda expression with single and multiple parameters
3. Write a java program to iterate the List and Map using lambda expressions
4. Create two threads using lambda expressions, where one thread displays even numbers for every half second and the other thread displays odd numbers for every second

**Experiment-XII**

1. Write a java program to demonstrate following methods using streams on a List  
a) filter      b) sorted      c) distinct      d) limit      e) count
2. Write a java program to read a string and extract upper case characters, lower case characters & digits into different Array Listobjects using stream API and display them

**Laboratory Manual:**

- [1] Advanced Java Programming Laboratory Manual, Dept. of CSE(Networks), KITSW.

**Reference Books:**

- [1] Herbert Schildt, JAVA The Complete Reference, 10th ed. New York: McGraw-Hill Education India Pvt. Ltd, 2017.
- [2] Sachin Malhotra, Saurabh Choudhary, Programming in JAVA, 2nd ed. New Delhi: Oxford University Press, 2013.
- [3] Uttam K. Roy, Advanced JAVA Programming, New Delhi: Oxford University Press, 2015.
- [4] Paul Deitel, Harvey Deitel, Java How to program, 10th ed. Chennai: Pearson Education, 2016.
- [5] Sujoy Acharya, Mastering Unit Testing Using Mockito and JUnit, Birmingham: Packt Publishing Limited, 2014.

**Course Projects:** Course project is an independent project carried out by the student during the course period, under the supervision of course faculty. Course faculty will post few course projects titles in CourseWeb page. Students are encouraged to come up and experiment with the ideas that interest them

**Course Learning Outcomes (COs):**

On completion of this course, students will be able to...

CO1: design GUI programs by using the concept of swings

CO2: apply the concept of generics & collections to work on dynamic data

CO3: demonstrate correct usage of Comparable & Comparator interfaces and examine the test cases to perform unit testing using the concept of JUnit

CO4: apply the lambda expressions instead of anonymous class and effectively process collections of objects using Stream API

Course Articulation Matrix (CAM): U18IN507R22 ADVANCED JAVA PROGRAMMING LABORATORY																
Course Outcomes	PO1	PO2	PO3	PO4	PO5	PO6	PO7	PO8	PO9	PO10	PO11	PO12	PSO1	PSO2	PSO3	
CO1 U18IN507.1	2	2	2	1	2	-	-	1	2	1	-	2	3	1	3	
CO2 U18IN507.2	2	2	2	1	-	-	-	1	2	1	-	2	3	1	2	
CO3 U18IN507.3	2	2	2	1	2	-	-	1	2	1	-	2	3	3	3	
CO4 U18IN507.4	2	2	2	1	-	-	-	1	2	1	-	2	3	1	2	
<b>U18IN507R22</b>	<b>2</b>	<b>2</b>	<b>2</b>	<b>1</b>	<b>2</b>	<b>-</b>	<b>-</b>	<b>1</b>	<b>1</b>	<b>1</b>	<b>-</b>	<b>2</b>	<b>3</b>	<b>1.5</b>	<b>2.5</b>	

## U18IN508 IOT WITH CLOUD COMPUTING LABORATORY

**Class:**B.Tech.,V- Semester

**Branch:**Computer Science and Engineering(IoT)

**Teaching Scheme:**

L	T	P	C
-	-	2	1

**Examination Scheme:**

Continuous Internal Evaluation	40 Marks
End Semester Exam	60 Marks

**Course Learning Objectives (LOs):**

This course will develop student's knowledge in/on...

*LO1: basic concepts of cloud and computing environments and cloud architecture*

*LO2: virtualization techniques, cloud platform industry and cloud applications*

*LO3: Thingspeak cloud to write and read, analyze and visualize data*

*LO4: IoT Data and device management through cloud*

**List of Experiments**

**Experiment-1**

1. Introduction to various cloud platforms.
2. Create a storage account and a hosted service component.
3. Deploying an application using platform management portal.

**Experiment-II**

4. Create a word document of your class time table and store on the cloud with docx and pdf format.
5. Write a program to generate 'n' even numbers and deploy in cloud.
6. Write a program to display n<sup>th</sup> largest number from the given list and deploy in cloud.

**Experiment-III**

7. Write a program to validate user, create a database login (username, password) and deploy in cloud.
8. Write a program to validate user, create a database to store user info and deploy in cloud.

**Experiment-IV**

9. Find procedure to run the virtual machine of different configuration, check how many virtual machines can be utilized at particular time.

**Experiment-V**

10. Find procedure to attach virtual block to the virtual machine and check whether it holds the data even after the release of the virtual machine.

**Experiment-VI**

11. Create your own Virtual Private Cloud (VPC).
12. Create public and private subnet.

**Experiment-VII**

13. Install a 'C' compiler in the virtual machine and execute sample programs.

**Experiment-VIII**

14. Develop an IoT application for writing and reading the data in ThingSpeak

**Experiment-IX**

15. Develop an IoT application for analyzing and visualizing the data in ThingSpeak

**Experiment-X**

16. Develop an IoT application to connect and configure IoT devices to the cloud.

**Experiment-XI**

17. Develop an application to register, organize, monitor, and remotely manage IoT devices.

**Experiment-XII**

18. Demonstrate cloud based IoT Data protection.
19. Demonstrate cloud based IoT device protection.

**Laboratory Manual:**

[1] Cloud Computing Laboratory Manual, prepared by the faculty of Department of CSE, KITS Warangal.

**Text Books:**

- [1] Rajkumar Buyya, Christian Vecchiola, Thamarai Selvi, Mastering Cloud Computing, New Delhi: McGraw Hill, 2013 (reprint 2019).  
 [2] Dan C. Marnescu, Cloud Computing Theory and Practice, 2nd ed. Cambridge: Elsevier, 2018.  
 [3] Dr. Kumar Saurabh, Cloud Computing: Architecting Next-Gen Transformations Paradigms, 4th ed. New Delhi: Wiley India Private Limited, 2012.

**Course Projects:** Course project is an independent project carried out by the student during the course period, under the supervision of course faculty. Course faculty will post few course projects titles in CourseWeb page. Students are encouraged to come up and experiment with the ideas that interest them

**Course Learning Outcomes (COs):**

On completion of this course, student's will be able to...

CO1: develop cloud applications and deploy using Storage as a Service (STaaS)

CO2: design applications on instantiated VMs of different configuration over different hypervisors

CO3: design IoT applications to connect, store, analyze and visualize the sensor data in various clouds such as ThingSpeak, AWS IoT etc.

CO4: design cloud based protection for data and IoT device

Course Articulation Matrix (CAM): U18IN508 IOT WITH CLOUD COMPUTING LABORATORY																
Course Outcomes	PO1	PO2	PO3	PO4	PO5	PO6	PO7	PO8	PO9	PO10	PO11	PO12	PSO1	PSO2	PSO3	
CO1 U18IN508.1	2	2	2	2	2	-	-	1	1	1		2	2	2	2	
CO2 U18IN508.2	2	2	2	2	2	-	-	1	1	1		2	2	2	2	
CO3 U18IN508.3	2	2	2	2	2	-	-	1	1	1		2	2	2	2	
CO4 U18IN508.4	2	2	2	2	2	-	-	1	1	1		2	2	2	2	
<b>U18IN508</b>	2	2	2	2	2		-	1	1	1		2	2	2	2	

## U18IN509 DATABASE MANAGEMENT SYSTEMS LABORATORY

**Class:** B.Tech. V- Semester

**Branch:** Computer Science and Engineering (IoT)

**Teaching Scheme:**

L	T	P	C
-	-	2	1

**Examination Scheme:**

Continuous Internal Evaluation	40 Marks
End Semester Exam	60 Marks

**Course Learning Objectives(LOs):**

This course will develop student's knowledge in/on...

LO1: SQL queries related to DDL, DML, TCL and DCL constructs using Oracle

LO2: SQL queries related to functions, joins, indexes, sequences and user defined data types

LO3: PL/SQL programs using PL/SQL block, cursors, parameterized cursors, and exceptions

LO4: PL/SQL programs using procedures, functions, packages and triggers

### LIST OF EXPERIMENTS

#### Structured Query Language (SQL)

##### Experiment-I

1. Design and implement DDL,DML, TCL and DCL commands
2. Design and implement Queries on types of constraints

##### Experiment -II

3. Design and implement Queries using built-in functions of NUMBER, CHARACTER and DATE Data types
4. Design and implement Queries on Data type conversion functions

##### Experiment -III

5. Design and implement Queries on single row functions and operators

##### Experiment -IV

6. Design and implement Queries on aggregate functions

##### Experiment -V

7. Design and implement Queries on joins and nested queries

##### Experiment -VI

8. Construct SQL statements to create simple, composite indexes, user-defined data types, views, sequences

#### PL/SQL Programs:

##### Experiment -VII

9. Implementation of sample PL/SQL programs using conditional and iterative statements

##### Experiment -VIII

10. Implementation of PL/SQL programs using cursors

##### Experiment -IX

11. Implementation of PL/SQL programs using parameterized cursors

##### Experiment-X

12. Create PL/SQL programs to handle exceptions

##### Experiment -XI

13. Create PL/SQL programs using stored procedures and functions

##### Experiment -XII

14. Create PL/SQL programs using packages and triggers

**Laboratory Manual:**

[1] *Database Management Systems Laboratory Manual*, Dept. of CSE (AI & ML), KITS Warangal

**Reference Books:**

[1] Ivan Bayross, *SQL, PL/SQL: The Programming Language of Oracle*, 4th ed., New Delhi: BPB publications, 2010

[2] P.S. Deshpande, *SQL & PL/SQL for Oracle 11g Black Book*, New Delhi: Wiley Publisher, 2011

**Course Projects:** Course project is an independent project carried out by the student during the course period, under the supervision of course faculty. Course faculty will post few course projects titles in CourseWeb page. Students are encouraged to come up and experiment with the ideas that interest them

**Course Learning Outcomes (COs):**

On completion of this course, students' will be able to...

CO1: develop SQL queries using the concepts related to DDL, DML, TCL and DCL constructs of Oracle

CO2: develop SQL queries using functions, joins, indexes, sequences and views

CO3: develop SQL queries using the PL/SQL programs, cursors and exceptions

CO4: create PL/SQL programs using procedures, functions, packages and triggers

Course Articulation Matrix (CAM): U18IN509 DATABASE MANAGEMENT SYSTEMS LABORATORY																
Course Outcomes	PO1	PO2	PO3	PO4	PO5	PO6	PO7	PO8	PO9	PO10	PO11	PO12	PSO1	PSO2	PSO3	
CO1 U18IN509.1	2	2	2	2	2	1	-	1	2	1	-	2	2	1	2	
CO2 U18IN509.2	2	2	2	2	2	1	-	1	2	1	-	2	2	1	2	
CO3 U18IN509.3	2	2	2	3	2	1	-	1	3	1	-	2	2	1	3	
CO4 U18IN509.4	2	2	3	3	2	1	-	1	3	1	-	2	3	1	3	
<b>U18IN509</b>	<b>2</b>	<b>2</b>	<b>2.25</b>	<b>2.5</b>	<b>2</b>	<b>1</b>	<b>-</b>	<b>1</b>	<b>2.5</b>	<b>1</b>	<b>-</b>	<b>2</b>	<b>2.25</b>	<b>1</b>	<b>2.5</b>	

## U18IN510 SEMINAR

**Class:** B.Tech.V - Semester

**Branch:** Computer Science and Engineering (IoT)

**Teaching Scheme:**

L	T	P	C
-	-	2	1

**Examination Scheme:**

Continuous Internal Evaluation	100 marks
End Semester Examination	-

### **Course Learning Objectives (LOs):**

This course will develop students' knowledge on /in...

LO1: selecting topic, referring to peer reviewed journals / technical magazines / conference proceedings

LO2: literature review and well-documented report writing

LO3: creating PPTs and effective technical presentation

LO4: preparing a technical paper in scientific journal style & format

Students have to give independent seminar on the state-of-the-art technical topics relevant to their program of study, which would supplement and complement the program assigned to each student.

### **Guidelines:**

1. The HoD shall constitute a Department Seminar Evaluation Committee (DSEC)
2. DSEC shall allot a faculty supervisor to each student for guiding on (i) selection of topic (ii) literature survey and work to be carried out (iii) preparing a report in proper format and (iv) effective seminar presentation
3. There shall be only Continuous Internal Evaluation (CIE) for seminar
4. The CIE for seminar is as follows:

Assessment	Weightage
Seminar Supervisor Assessment	20%
Seminar Report	30%
Seminar Paper	20%
DSEC Assessment: Oral presentation with PPT and viva-voce	30%
Total Weightage:	100%

**Note:** It is mandatory for the student to appear for oral presentation and viva-voce to qualify for course evaluation

- (a) **Seminar Topic:** The topic should be interesting and conducive to discussion. Topics may be found by looking through recent issues of peer reviewed Journals / Technical Magazines on the topics of potential interest
- (b) **Report:** Each student is required to submit a well-documented report on the chosen seminar topic as per the format specified by DSEC.
- (c) **Anti-Plagiarism Check:** The seminar report should clear plagiarism check as per the Anti-Plagiarism policy of the institute.
- (d) **Presentation:** Each student should prepare PPT with informative slides and make an effective oral presentation before the DSEC as per the schedule notified by the department
- (e) The student has to register for the Seminar as supplementary examination in the following cases:
  - i) he/she is absent for oral presentation and viva-voce
  - ii) he/she fails to submit the report in prescribed format
  - iii) he/she fails to fulfill the requirements of seminar evaluation as per specified guidelines

- (f) i) The CoE shall send a list of students registered for supplementary to the HoD concerned  
 ii) The DSEC, duly constituted by the HoD, shall conduct seminar evaluation and send the award list to the CoE within the stipulated time

<b>Course Learning Outcomes(COs):</b>	
On completion of this course, students will be able to...	
<i>CO1: select current topics in their engineering discipline &amp; allied areas from peer reviewed journals / technical magazines/ conference proceedings</i>	
<i>CO2: demonstrate the skills for performing literature survey, identify gaps, analyze the technical content and prepare a well-documented seminar report</i>	
<i>CO3: create informative PPT and demonstrate communication skills through effective oral presentation showing knowledge on the subject &amp; sensitivity towards social impact of the seminar topic</i>	
<i>CO4: write a "seminar paper" in scientific journal style &amp; format from the prepared seminar report</i>	

<b>Course Articulation Matrix (CAM):U18IN510 SEMINAR</b>																
CO		PO1	PO2	PO3	PO4	PO5	PO6	PO7	PO8	PO9	PO10	PO11	PO12	PSO1	PSO2	PSO3
CO1	U18IN510.1	1	1	-	1	1	-	1	2	2	2	1	2	1	1	1
CO2	U18IN510.2	1	1	-	-	-	-	-	2	2	2	-	2	1	1	1
CO3	U18IN510.3	-	-	-	-	-	-	1	2	2	2	-	2	1	1	1
CO4	U18IN510.4	-	-	-	-	-	-	-	2	2	2	-	2	1	1	1
<b>U18IN510</b>		<b>1</b>	<b>1</b>	<b>-</b>	<b>1</b>	<b>1</b>	<b>-</b>	<b>1</b>	<b>2</b>	<b>2</b>	<b>2</b>	<b>1</b>	<b>2</b>	<b>1</b>	<b>1</b>	<b>1</b>



DEPARTMENT OF COMPUTER SCIENCE AND ENGINEERING (INTERNET OF THINGS) KAKATIYA INSTITUTE OF TECHNOLOGY & SCIENCE, WARANGAL - 15  
(An Autonomous Institute under Kakatiya University, Warangal)

SCHEME OF INSTRUCTION & EVALUATION (Applicable to B20 batch)  
VI- SEMESTER OF 4-YEAR B.TECH DEGREE PROGRAM

**URR18R22**

Estd: 1980  
**KITSW**

[5Th+3P+1MC+Miniproject]

Category	Course Code	Course Title	Periods/week				Credits	Evaluation scheme			
			L	T	P	C		CIE			Total Marks
								TA	MSE	Total I	
1 MC	U18MH601	Universal Human Values-II	2	1	-	-	10	30	40	60	100
2 OE	U18OE602	Open Elective - III	3	-	-	3	10	30	40	60	100
3 PE	U18IN603	Professional Elective - II/ MOOC-II	3	-	-	3	10	30	40	60	100
4 PCC	U18IN604	Design and Analysis of Algorithms	3	-	-	3	10	30	40	60	100
5 PCC	U18IN605	Artificial Intelligence for IoT	3	1	-	4	10	30	40	60	100
6 PCC	U18IN606	Industrial IoT	3	-	-	3	10	30	40	60	100
7 PCC	U18IN607R22	Design and Analysis of Algorithms Laboratory	-	-	2	1	40	-	40	60	100
8 PCC	U18IN608	Artificial Intelligence for IoT Laboratory	-	-	2	1	40	-	40	60	100
9 PCC	U18IN609	Industrial IoT Laboratory	-	-	2	1	40	-	40	60	100
10 PROJ	U18IN610	Mini Project	-	-	2	1	100	-	100	-	100
<b>Total:</b>			<b>17</b>	<b>1</b>	<b>8</b>	<b>20</b>	<b>280</b>	<b>180</b>	<b>460</b>	<b>540</b>	<b>1000</b>
<b>Additional Learning*:Maximum credits allowed for Honours/Minor</b>			<b>Total credits for Honours/Minor students:</b>								
			-	-	-	7	-	-	-	-	-
			-	-	-	20+7	-	-	-	-	-

\* List of courses for additional learning through MOOCs towards Honours/Minor in Engineering shall be prescribed by the department under Honours/Minor Curricula

[L= Lecture, T = Tutorials, P = Practical & C = Credits] Total Contact Periods/Week: 26 Total Credits:19

**Open Elective-III:**

U18OE602A: Disaster Management

U18OE602B: Project Management

U18OE602C: Professional Ethics in Engineering

U18OE602D: Rural Technology and Community Development

**Professional Elective-II/ MOOC-II:**

U18IN603A: Digital Electronics

U18IN603B: Mobile Computing

U18IN603C: Sensor Technology

U18IN603M:MOOCs Course





## U18MH601 UNIVERSAL HUMAN VALUES - II

**Class:** B.Tech. VI-Semester

**Branch:** Computer Science and Engineering(IoT)

### Teaching Scheme:

L	T	P	C
2	1	-	3

### Examination Scheme:

Continuous Internal Evaluation	40 marks
End Semester Examination	60 marks

\* Pre-requisite:U18MH111 Universal Human Values - I (*Induction Programme*)

#### Course Learning Objectives (LOs):

This course will develop students' knowledge on / in...

LO1: self-exploration, happiness and prosperity as the process of value education

LO2: harmony in the human being- self & family

LO3: co-existence of human being with society & nature

LO4: professional ethics, commitment and courage to act

#### UNIT - I (6 + 3)

**Introduction:** Need, Basic Guidelines, Content and Process for Value Education:

Purpose and motivation for the course, Recapitulation from Universal Human Values - I(Induction programme)

**Self-Exploration:** Its content and process, Natural acceptance and experiential validation – As the process for self-exploration

**Continuous Happiness and Prosperity:** A look at basic human aspirations, Right understanding, Relationship and physical facility - The basic requirement for fulfillment of aspirations of every human being with their correct priority

**Understanding Happiness and Prosperity correctly:** A critical appraisal of the current scenario, Method to fulfill the above human aspirations - Understanding and living in harmony at various levels

#### UNIT - II (6 + 3)

**Understanding Harmony in the Human Being- Harmony in Myself & Family:**

Harmony in Myself: Understanding human being as a co-existence of the sentient 'I' and the material 'Body', Understanding the needs of Self ('I') and 'Body' - Happiness and physical facility; Understanding the 'Body' as an instrument of 'I' (I being the doer, seer and enjoyer), Understanding the characteristics and activities of 'I' and harmony in 'I', Understanding the harmony of 'I' with the 'Body' - Sanyam and Health; Correct appraisal of physical needs, Meaning of prosperity in detail, Programs to ensure Sanyam and Health

**Harmony in Family:** Understanding values in human - Human relationship; Meaning of justice (Nine universal values in relationships), Program for its fulfillment to ensure mutual happiness, Trust and respect as the foundational values of relationship, Understanding the meaning of trust, Difference between intention and competence; Understanding the meaning of respect, Difference between respect and differentiation, The other salient values in relationship

#### UNIT - III (6 + 3)

**Understanding Harmony with Society, Nature & Existence:**

**Understanding the harmony in the society (society being an extension of family):** Resolution, Prosperity, Fearlessness (trust) and Co-existence as comprehensive human goals, Visualizing a universal harmonious order in society - Undivided society; Universal order - From family to world family

**Understanding the harmony in the nature:** Interconnectedness and mutual fulfillment among the four orders of nature - Recyclability and self-regulation in nature

**Whole Existence as Co-existence:** Understanding existence as co-existence of mutually interacting units in all-pervasive space, Holistic perception of harmony at all levels of existence

#### UNIT - IV (6 + 3)

**Implications of Holistic Understanding of Harmony on Professional Ethics:**

Natural acceptance of human values, Definitiveness of ethical human conduct, Basis for Humanistic education, Humanistic constitution and Humanistic universal order

**Competence in professional ethics:** a) Ability to utilize the professional competence for augmenting universal human order b) Ability to identify the scope and characteristics of people friendly and eco friendly production systems and c) Ability to identify and develop appropriate technologies and management patterns for above production systems

**Case studies:** Case studies of typical holistic technologies, Management models and production systems, Strategy for transition from the present state to Universal human order – a) At the level of individual: As socially and ecologically responsible engineers, technologists and managers b) At the level of society: As mutually enriching institutions and organizations

**Text Book:**

- [1] R .R. Gaur, R. Sangal and G. P. Bagaria, *Human Values and Professional Ethics*, New Delhi: Excel Books,2010.

**Reference Books:**

- [1] A. Nagaraj, *Jeevan Vidya: Ek Parichaya*, Raipur: Jeevan Vidya Prakashan, Amarkantak, 2018.  
 [2] A.N. Tripathi, *Human Values*, 3rd ed. New Delhi: New Age International Publisher, 2019.  
 [3] M. Govindrajran, S. Natrajan & V.S. Senthil Kumar, *Engineering Ethics (includes Human Values)*, 12th ed. Haryana: PHI Learning Pvt. Ltd., 2011.  
 [4] Jayshree Suresh, B. S. Raghavan, *Human Values & Professional Ethics*, 4th ed. New Delhi: S. Chand & Co. Ltd., 2012.

**Additional Resources:**

- [1] R.R Gaur, R Sangal, G P Bagaria, *A foundation course in Human Values and professional Ethics (Teacher’s Manual)*, New Delhi: Excel books, 2010.  
 [2] A set of DVDs containing - Video of Teachers’ Orientation Program - PPTs of Lectures and Practice Sessions (*Audio-visual material for use in the practice sessions*)

**Course Research Paper:** Research paper (indexed Journals/conference papers) relevant to the course content will be posted by the course faculty in CourseWeb page.

**Course Patent:** Patent relevant to the course content will be posted by the course faculty in CourseWeb page.

**Course Projects:** Course project is an independent project carried out by the student during the course period, under the supervision of course faculty. Course faculty will post few course project titles in CourseWeb page. Students are encouraged to come up and experiment with the ideas that interest them.

**Course Learning Outcomes (COs):**  
 On completion of this course, students will be able to...  
 CO1: interpret the importance of continuous happiness & prosperity through self-exploration and imbibe skills to examine harmony  
 CO2: appraise the concept of sentience, distinguish between intention & competence and prioritize human values in relationships  
 CO3: build fearlessness & co-existence as comprehensive human goal and agree upon interconnectedness & mutual fulfilment  
 CO4: assess the understanding of harmony, adapt professional ethics and take part in augmenting universal human order

Course Articulation Matrix (CAM):U18MH601UNIVERSAL HUMAN VALUES - II																
CO		PO1	PO2	PO3	PO4	PO5	PO6	PO7	PO8	PO9	PO10	PO11	PO12	PSO1	PSO2	PSO3
CO1	U18MH601.1	-	-	-	-	-	1	-	2	1	1	-	2	-	-	1
CO2	U18MH601.2	-	-	-	-	-	1	-	2	1	1	-	2	-	-	1
CO3	U18MH601.3	-	-	-	-	-	1	-	2	1	1	-	2	-	-	1
CO4	U18MH601.4	-	-	-	-	-	1	-	2	1	1	-	2	-	-	1
<b>U18MH601</b>		-	-	-	-	-	<b>1</b>	-	<b>2</b>	<b>1</b>	<b>1</b>	-	<b>2</b>	-	-	<b>1</b>

## U18OE602A DISASTER MANAGEMENT

**Class:** B.Tech. VI – Semester

**Branch(s):** ME, CSE, IT & CSN

**Teaching Scheme:**

L	T	P	C
3	-	-	3

**Examination Scheme:**

Continuous Internal Evaluation	40
End Semester Examination	60

**Course Learning Objectives (LOs):**

This course will develop students' knowledge in/on....

LO1: disaster types, its impacts & national policy on disaster management

LO2: prevention, preparedness and mitigation measures for different disasters, emergency support functions and relief camps

LO3: different types of vulnerability, macroeconomic, financial management of disaster and its related losses

LO4: disaster management for infrastructure, treatment of plants, geo spatial information in agriculture, multimedia technology in disaster risk management and training

### UNIT - I (9)

**Introduction & Principles of Disaster Management:** Nature - Development, Hazards and disasters; Natural disasters - Earth quakes, Floods, Fire, Landslides, Cyclones, Tsunamis, Nuclear; Chemical dimensions and Typology of disasters - Public health disasters, National policy on disaster management

### UNIT -II (9)

**Prevention Preparedness and Mitigation Measures:** Prevention, Preparedness & mitigation measures for various disasters, Post disaster reliefs and logistics management, Emergency support functions and their coordination mechanism, Resources and material management, Management of relief camp

### UNIT- III (9)

**Risk and Vulnerability:** Building codes and land use planning, Social vulnerability, Environmental vulnerability, Macroeconomic management and sustainable development, Climate change, Risk rendition, Financial management of disaster and related losses

### UNIT - IV (9)

**Role of Technology in Disaster Management:** Disaster Management for infrastructures, Taxonomy of infrastructure, Treatment plants and process facilities, Electrical sub stations, Roads and Bridges, Geo spatial information in agriculture, Drought assessment, Multimedia technology in disaster risk management and training

**Text Book:**

[1] Rajib shah and R.R Krishnamurthy, *Disaster management - Global Challenges and local solutions*, Hyderabad: Universities Press (India) Pvt. Ltd., 2009.

**Reference Books:**

[1] SatishModh, *Introduction to Disaster management*, Bengaluru: Macmillan India Ltd., 2010.

**Course Research Paper:** Research paper (indexed Journals/conference papers) relevant to the course content will be posted by the course faculty in CourseWeb page.

**Course Patent:** Patent relevant to the course content will be posted by the course faculty in CourseWeb page.

**Course Projects:** Course project is an independent project carried out by the student during the course period, under the supervision of course faculty. Course faculty will post few course project titles in CourseWeb page. Students are encouraged to come up and experiment with the ideas that interest them.

**Course Learning Outcomes (COs):**  
 On completion of this course, students will be able to ...  
 CO1: classify the disasters and discuss natural & non-natural disasters, their implications, the institutional & legal framework for national policy on disaster management in India  
 CO2: identify mitigation strategies, preparedness & prevention measures and prioritizes the rescue & relief operations to reduce the impact of a disaster  
 CO3: list the vulnerable groups in disaster; examine the concepts of macroeconomic & sustainability & impact of disaster on development  
 CO4: discuss disaster management for infrastructure, utilize geospatial information in agriculture and apply multimedia technology for disaster risk management & training

Course Articulation Matrix (CAM): U18OE602ADISASTER MANAGEMENT															
CO		PO1	PO2	PO3	PO4	PO5	PO6	PO7	PO8	PO9	PO10	PO11	PO 12	PSO1	PSO2
CO1	U18OE602A.1	-	-	-	-	-	2	2	1	-	-	1	1		
CO2	U18OE602A.2	-	-	-	-	-	2	2	1	-	-	1	1		
CO3	U18OE602A.3	-	-	-	-	-	2	2	1	-	-	1	1		
CO4	U18OE602A.4	-	-	-	-	-	2	2	1	-	-	1	1		
<b>U18OE602A</b>		-	-	-	-	-	<b>2</b>	<b>2</b>	<b>1</b>	-	-	<b>1</b>	<b>1</b>		

## U18OE602B PROJECT MANAGEMENT

Class: B.Tech. VI – Semester

Branch(s): ME, CSE, IT & CSN

### Teaching Scheme:

L	T	P	C
3	-	-	3

### Examination Scheme:

Continuous Internal Evaluation	40
End Semester Examination	60

#### Course Learning Objectives (LOs):

This course will develop student's knowledge in/on...

LO1: role of project manager, organization and management functions

LO2: effective time & conflict management, ethics & professional responsibilities

LO3: project planning, scheduling and budgeting

LO4: cost control, risk management and quality control techniques

### UNIT - I (9)

**Project Management:** Understanding project management, Role of project manager, Classification of projects, Project management growth, Definitions and Concepts, Organizational structures - Organizing and staffing the project management office and team; Management functions

### UNIT - II (9)

**Time and Conflict Management:** Understanding time management, Time management forms, Effective time management, Stress and burnout, Conflict environment, Conflict resolution, Management of conflicts, Performance measurement, Financial compensation and rewards, Morality, ethics, Corporate culture, Professional responsibilities, Success variables, Working with executives

### UNIT - III (9)

**Project planning:** General planning, Life-cycle phases, Proposal preparation, Project planning, The statement of work, Project specifications, Milestone schedules, Work breakdown structure, Executive role in planning, The planning cycle, Handling project phase outs and transfers, Stopping projects, Scheduling techniques - CPM and PERT, Pricing and estimating

### UNIT - IV (9)

**Cost and quality control:** Understanding cost control, Earned Value Measurement System, Cost control problems, Methodology for trade-off analysis, Risk management process, Risk analysis, Risk responses, Monitoring and control of risks, Contract management, Quality management concepts, Cost of quality, Quality control techniques

#### Text Book:

- [1] Harold Kerzner, *Project Management: A Systems Approach to Planning, Scheduling and Controlling*, 10th ed. Hoboken, NJ: John Wiley & Sons Inc., 2009.

#### Reference Books:

- [1] Jack R Meredith & Samuel J mantel Jr., *Project Management: A Managerial Approach*, 8th ed. Hoboken, NJ: John Wiley & Sons Inc., 2012.  
[2] John M Nicholas & Herman Steyn, *Project Management for Business, Engineering and Technology*, 4th ed. Abingdon, UK: Taylor & Francis, 2012.  
[3] Adedeji B. Badiru, *Project Management: Systems, Principles and Applications*, Florida, USA: CRC Press, 2012.

**Course Research Paper:** Research paper (indexed Journals/conference papers) relevant to the course content will be posted by the course faculty in CourseWeb page.

**Course Patent:** Patent relevant to the course content will be posted by the course faculty in CourseWeb page.

**Course Projects:** Course project is an independent project carried out by the student during the course period, under the supervision of course faculty. Course faculty will post few course project titles in CourseWeb page. Students are encouraged to come up and experiment with the ideas that interest them.

<p><b>Course Learning Outcomes (COs):</b>          On completion of the course, the student will be able to...          CO1: evaluate the desirable characteristics of effective project managers          CO2: plan to resolve issues in conflicting environments          CO3: apply appropriate approaches to plan a new project in-line with project schedule &amp; suitable budget          CO4: estimate the risks to be encountered in a new project and apply appropriate techniques to assess &amp; improve ongoing project performance</p>
--

Course Articulation Matrix (CAM):U18OE602B PROJECT MANAGEMENT															
CO		PO1	PO2	PO3	PO4	PO5	PO6	PO7	PO8	PO9	PO10	PO11	PO12	PSO1	PSO2
CO1	U18OE602B.1	-	-	-	-	-	1	-	-	-	1	1	-	-	-
CO2	U18OE602B.2	-	-	-	-	-	1	-	2	-	1	1	-	-	-
CO3	U18OE602B.3	1	1	-	-	-	1	-	-	-	1	1	-	-	-
CO4	U18OE602B.4	1	1	-	-	-	1	-	-	-	1	1	-	-	-
<b>U18OE602B</b>		<b>1</b>	<b>1</b>	-	-	-	<b>1</b>	-	<b>2</b>	-	<b>1</b>	<b>1</b>	-	-	-

## U18OE602C PROFESSIONAL ETHICS IN ENGINEERING

Class: B.Tech. VI – Semester

Branch(s): ME, CSE, IT & CSO

### Teaching Scheme:

L	T	P	C
3	-	-	3

### Examination Scheme:

Continuous Internal Evaluation	40
End Semester Examination	60

#### Course Learning Objectives (LOs):

This course will develop students' knowledge in/on ...

LO1: human values and engineering ethics

LO2: professionalism, theory of virtues and code of ethics

LO3: safety & risk benefit analysis, professional and intellectual property rights

LO4: environmental & computer ethics and various roles of engineers in a company

#### UNIT – I(9)

**Human Values:** Morals, Values & ethics, Integrity, Work ethic, Service learning, Civic virtue, Respect for others, Living peacefully, Caring, Sharing, Honesty, Courage, Valuing time, Co-operation, Commitment, Empathy, Self-confidence, Character, Spirituality

**Engineering Ethics:** Senses of "Engineering Ethics", Variety of moral issues, Types of inquiry, Moral dilemmas, Moral autonomy, Kohlberg's theory, Gilligan's theory - Consensus and controversy

#### UNIT – II(9)

**Profession and professionalism:** Profession and its attributes, Models of professional roles

Theory of Virtues: Definition of virtue and theories of virtues, Self-respect, Responsibility and senses, Modern theories of virtues, Uses of ethical theories

**Engineering as social experimentation:** Engineering as experimentation, Engineers as responsible experimenters, Codes of ethics, A balanced outlook on law, The challenger case study

#### UNIT – III (9)

**Safety, Responsibilities and Rights:** Safety and risk, Assessment of safety and risk, Risk benefit analysis and reducing risk - Three Mile Island and Chernobyl case studies; Collegiality and loyalty, Respect for authority, Collective bargaining, Confidentiality, Conflicts of interest, Professional rights, Employee rights, Intellectual Property Rights (IPR), Discrimination

#### UNIT – IV (9)

**Global Issues:** Multinational corporations - Environmental ethics, Computer ethics, Engineers as managers, Consulting engineers, Engineers as expert witnesses and advisors, Moral leadership, Sample code of ethics (*Specific to a particular engineering discipline*)

#### Text Book:

[1] D.R. Kiran, *Professional Ethics and Human Values*, New York: McGraw Hill, 2013.

#### Reference Books:

[1] Govindarajan. M, Natarajan. S, Senthil Kumar. V.S, *Professional Ethics and Human Values*, New Delhi: Prentice Hall of India, 2013.

[2] Mike Martin and Roland Schinzinger, *Ethics in Engineering*, 4th ed. New York: McGrawHill, 2014.

[3] Charles D. Fleddermann, *Engineering Ethics*, 4th ed. New Delhi: Prentice Hall, 2004.



**Course Research Paper:** Research paper (indexed Journals/conference papers) relevant to the course content will be posted by the course faculty in CourseWeb page.

**Course Patent:** Patent relevant to the course content will be posted by the course faculty in CourseWeb page.

**Course Projects:** Course project is an independent project carried out by the student during the course period, under the supervision of course faculty. Course faculty will post few course project titles in CourseWeb page. Students are encouraged to come up and experiment with the ideas that interest them.

**Course Learning Outcomes (COs):**  
 On completion of this course, students will be able to...  
 CO1: identify the need for human values, morals & ethics and apply Gilligan's & Kohlberg's theories for morale development  
 CO2: identify the desired characteristics of a professional & the need for code of ethics & balanced outlook on law  
 CO3: estimate the safety margin & threshold level and describe the procedure for obtaining a patent  
 CO4: analyze the role of engineer in multinational companies as an advisor, consultant & manager

Course Articulation Matrix (CAM): U18OE602CPROFESSIONAL ETHICS IN ENGINEERING															
CO		PO1	PO2	PO3	PO4	PO5	PO6	PO7	PO8	PO9	PO10	PO11	PO 12	PSO1	PSO2
CO1	U18OE602C.1	-	-	-	-	-	1	-	2	1	-	-	1		
CO2	U18OE602C.2	-	-	-	-	-	1	-	2	1	-	-	1		
CO3	U18OE602C.3	-	-	-	-	-	1	-	2	1	-	-	1		
CO4	U18OE602C.4	-	-	-	-	-	1	-	2	1	-	-	1		
<b>U18OE602C</b>		-	-	-	-	-	<b>1</b>	-	<b>2</b>	<b>1</b>	-	-	<b>1</b>		

## U18OE602D RURAL TECHNOLOGY AND COMMUNITY DEVELOPMENT

Class: B.Tech. VI – Semester

Branch(s): ME, CSE, IT & CSN

### Teaching Scheme:

L	T	P	C
3	-	-	3

### Examination Scheme:

Continuous Internal Evaluation	40
End Semester Examination	60

### Course Learning Objectives (LOs):

This course will develop students' knowledge in/on...

LO1: building technologies, modern agricultural implements and food processing methods

LO2: medicinal & aromatic plants to fulfill the needs of pharmaceutical industries and rural energy for eradication of drudgery

LO3: purification of drinking water, rain water harvesting and employment generating technologies in rural areas

LO4: objectives & characteristics of community development, need for community mobilization and approaches for community organization

### UNIT – I (9)

**Technologies and Process:** Building materials and components - Micro concrete roofing tiles, Water & fire proof mud walls and thatch, Red mud/rice husk cement, Types of bricks, Ferro-cement water tanks and other products, Cement blocks, Preservation of mud walls, Agricultural implements-Naveen sickle, Animal drawn digger, Grubber weeder, Self propelled reaper, Seed drill, Improved bakhar

**Food Processing:** Fruit and vegetable preservation - Process flow sheet, Scale of operation, Economic feasibility, Source of technology; Soya milk - Process, Economics; Dehydration of fruits and vegetables, Cultivation of oyster mushroom - Preparation of beds, Spawning, Removal of bags for production of mushrooms, Harvesting and marketing, Economics, Process flow sheet, Source of technology

### UNIT – II (9)

**Medicinal and Aromatic plants:** Plants and its use, Aromatic plants, Cymbopogons, Geranium, Manufacturing of juice, Gel and powder, Rural energy - Cultivation of jatrophacurcus and production of biodiesel, Low cost briquetted fuel, Solar cookers and oven, Solar drier, Bio-mass gasifier

**Bio-fertilizers:** Introduction, Vermicompost, Improvement over traditional technology/process, Techno economics, Cost of production, Utilization of fly ash for wasteland development and agriculture

### UNIT – III (9)

**Purification of Drinking water:** Slow sand filtration unit, Iron removal plant connected to hand pump, Chlorine tablets, Pot chlorination of wells, Solar still, Fluoride removal, Rain water harvesting through roof top, Rain water harvesting through percolation tank, Check dams, Recharging of dug wells

**Employment Generating Technologies:** Detergent powder and cake - Process, Process for liquid detergent, Carcass utilization - Improvement over traditional technology, Flow chart, Process, Capital investment; Indigo blue - Dye, Organic plant production, Dye extraction techniques, Aspects of indigo market, Economics; Modernization of bamboo based industries - Process for bamboo mat making, Machinery, Products, Agarbatti manufacturing; Vegetable tanning of leathers - Raw material, Soaking, Liming, Reliming, Deliming, Pretanning, Malani, Setting, Yield

### UNIT – IV (9)

**Community Development:** Community organization- Definition, Need, Functions, Principles, Stages; Community development - Definition, Need, Objectives, Characteristics, Elements, Indicators; Differences between community organization and community development

**Community Mobilization:** Need, Benefits, Preparing, Initial contact with community, Coordinating, Functions of the community, Challenges, Techniques for mobilizing community, Community contributions,

Leadership and capacity building, Community participation, Role of community worker in community mobilization, Models of community organization practice - Local development model, Social planning model, Social action model, Approaches to community organization

**Text Books:**

- [1] M.S.Virdi, *Sustainable Rural Technology*, New Delhi: Daya Publishing House,2009.
- [2] Asha Ramagonda Patil, *Community Organization and Development: An Indian Perspective*, New Delhi: Prentice Hall of India, 2013.

**Reference Books:**

- [1] Punia Rd Roy, *Rural Technology*, New Delhi: SatyaPrakashanPublishers,2009.
- [2] S.B. Verma, S.K.Jiloka, Kannaki Das, *Rural Education and Technology*, New Delhi: Deep & Deep Publications Pvt. Ltd., 2006.
- [3] Edwards, Allen David and Dorothy G.Jones, *Community and Community Development*, The Hague, Netherlands: Mouton, 1976.
- [4] Lean, Mary, *Bread, Bricks and Belief: Communities in Charge of Their Future*, West Hartford, US: Kumarian Press, 1995.
- [5] Heskin, Allen David, *The Struggle for Community*, Colorado, US: West View Press, 1991
- [6] Clinard, Marshall Barron, *Slums and Community Development: Experiments in Self- Help*, Mumbai: Free Press, 1970.

**Course Research Paper:** Research paper (indexed Journals/conference papers) relevant to the course content will be posted by the course faculty in CourseWeb page.

**Course Patent:** Patent relevant to the course content will be posted by the course faculty in CourseWeb page.

**Course Projects:** Course project is an independent project carried out by the student during the course period, under the supervision of course faculty. Course faculty will post few course project titles in CourseWeb page. Students are encouraged to come up and experiment with the ideas that interest them.

**Course Learning Outcomes (COs):**

On completion of this course, students will be able to...

- CO1: discuss various building technologies, modern agricultural implements and food processing methods which can be implemented in rural areas
- CO2: identify major medicinal plants that are required for pharmaceutical companies & alternative fuel that meets substantial oil need in the country and the need and usage of bio- fertilizers
- CO3: analyze several cost effective technologies for purification of water, rain water harvesting techniques for collection & storage of rain water and examine the employment generating technologies in tribal/ rural areas
- CO4: distinguish between community organization and community development and identify techniques for community mobilization & approaches to community organization for social change

Course Articulation Matrix (CAM): U18OE602D RURAL TECHNOLOGY AND COMMUNITY DEVELOPMENT															
CO		PO 1	PO 2	PO 3	PO 4	PO 5	PO 6	PO 7	PO 8	PO 9	PO 10	PO 11	PO 12	PSO 1	PSO 2
CO1	U18OE602D.1	-	-	1	-	-	1	2	-	-	-	-	1		
CO2	U18OE602D.2	-	-	1	-	-	1	2	-	-	-	-	1		
CO3	U18OE602D.3	-	-	1	-	-	1	2	-	-	-	-	1		
CO4	U18OE602D.4	-	-	-	-	-	1	2	-	-	-	-	-		
U18OE602D		-	-	1	-	-	1	2	-	-	-	-	1		

## U18IN603A DIGITAL ELECTRONICS

**Class:** B. Tech.VI-Semester **Branch:** Computer Science & Engineering (IoT)

**Teaching Scheme:**

L	T	P	C
3	-	-	3

**Examination Scheme:**

Continuous Internal Evaluation	40 Marks
End Semester Exam	60 Marks

**Course Learning Objectives (LOs):**

This course will develop students' knowledge in/on...

**LO1:** switching algebra and various minimization techniques of switching functions

**LO2:** various combinational circuits and their applications

**LO3:** types of flip flops and their use in the design of sequential circuits

**LO4:** finite state machines and their minimization

### UNIT – I (9)

**Number Systems and Codes:** Representation of number systems, conversion of numbers from one radix to other, Binary arithmetic,  $r$ 's and  $(r-1)$ 's complements, 1's and 2's complement subtraction, Binary weighted and non-weighted codes – BCD, Self complementing, Excess-3 and Gray Codes

**Boolean Algebra and Minimization:** Postulates and theorems; logic gates – symbols and truth tables, realization of switching functions - AOI, NAND-NAND and NOR-NOR realizations; minimization of switching functions - using theorems, standard SOP & POS forms, Karnaugh map and Quine - McClusky techniques

### UNIT – II (9)

**Combinational circuits:** Design of combinational circuits using logic gates – Half adder, Full adder, Half subtractor, Full subtractor, Parallel adder, Serial adder, Carry look ahead adder, BCD adder and 1's & 2's complement adder/subtractors; Decoders - BCD to 7 segment, BCD to Decimal; Encoders, Priority encoders; Multiplexers, Demultiplexers, Realization of switching functions using Multiplexers and Decoders

### UNIT – III (9)

**Sequential circuits:** NAND RS latch, NOR RS latch; Flip flops- SR, JK, D and T, preset and clear inputs, truth tables, excitation tables, race around condition, Master slave flip flop, conversion of one flip flop to other; Binary counters – ripple and synchronous counters; Shift registers – modes of operation, Ring and Johnson counters

**Synchronous sequential circuits:** State table, state diagram, state assignment, design of synchronous binary counters

### UNIT – IV (9)

**Finite State Machines:** Capabilities and limitations of Finite State Machines, state equivalence, state minimization of completely specified machines using Partition technique, state minimization of incompletely specified machines using Merger graphs and Merger tables

**Text Books:**

- 1 Zvi. Kohavi, "Switching and Finite Automata Theory", *Tata McGraw-Hill*, 2<sup>nd</sup>edn., 2008, New Delhi. (Chapter 3,4,5 and 9)
- 2 Moris Mano," Digital Design", *PHI* , 3<sup>rd</sup>edn., 2003, New Delhi. (Chapters 2 to 6)

**Reference Books:**

- 1 R.P. Jain, "Modern Digital Electronics", *Tata McGraw-Hill*, 3<sup>rd</sup>edn., 2003, New Delhi.
- 2 A. Anand Kumar, "Switching Theory and Logic Design", *PHI* ,1<sup>st</sup>edn., 2013, New Delhi. (Reprint)
- 3 Herbert Taub and Donald Schilling, "Digital Integrated Circuits", *Tata McGraw-Hill* 2008, New Delhi.

Course Code: <b>U18IN603A</b> Course Name: <b>Digital Electronics</b>		
CO	CO code	Upon completion of this course, the student will be able to...
CO1	U18IN603.1	<i>apply various minimization techniques to obtain minimal SOP/POS forms of switching functions</i>
CO2	U18IN603.2	<i>design different combinational circuits to implement logic functions</i>
CO3	U18IN603.3	<i>explain the operation of flip flops and design sequential circuits like counters, shift registers</i>
CO4	U18IN603.4	<i>minimize completely and incompletely specified state machines using partition and merger graph/table methods</i>

**Mapping of the Course Learning Outcomes with Program Outcomes:**

CO/PO	PO1	PO2	PO3	PO4	PO5	PO6	PO7	PO8	PO9	PO10	PO11	PO2	PSO1	PSO2	PSO3
U18IN603.1	2	2	-	1	1	-	-	-	-	-	-	1	1	1	1
U18IN603.2	2	2	2	1	1	-	-	-	-	-	-	1	1	1	1
U18IN603.3	2	2	2	1	1	-	-	-	-	-	-	1	1	1	1
U18IN603.4	2	2	2	1	1	-	-	-	-	-	-	1	1	1	1
U18IN603A	2	2	2	1	1	-	-	-	-	-	-	1	1	1	1

## U18IN603B MOBILE COMPUTING

**Class:** B.Tech. VI- Semester

**Branch:** Computer Science and Engineering (IoT)

**Teaching Scheme:**

L	T	P	C
3	-	-	3

**Examination Scheme:**

Continuous Internal Evaluation	40 Marks
End Semester Exam	60 Marks

### **Course Learning Objectives (LOs):**

This course will develop students' knowledge in/on...

*LO1: fundamental concept of mobile computing paradigm, its novel applications and limitations*

*LO2: components and working of various mobile devices and systems*

*LO3: functionalities of mobile networks namely network layer and transport layer*

*LO4: database issues in mobile environment & mobile application development platforms*

### **UNIT - I (9)**

**Introduction:** Mobile communications, Modulation methods and standards for voice-oriented data communication standards, Modulation methods and standards for data and voice communication, Super 3G and 4G:3GPP LTE and WiMax 802.16e standards, Features of 4G:LTE Advanced and Advanced WiMax 802.16m, Wireless personal area network, Wireless local area network and Internet access

**Mobile computing:** Novel applications, Limitations of mobile computing, Mobile computing architecture, Programming languages, Functions of operating systems, Functions of middleware for mobile systems, Mobile computing architectural layers and protocols

### **UNIT - II (9)**

**Mobile devices and systems:** Cellular networks and frequency reuse cellular networks for mobile smartphones, Frequency reuse in networks, Capacity enhancement in networks

**Smart Mobiles and systems:** Smartphone features, Digital music players, Bluetooth and Wi-Fi, GPS, Gyroscope and accelerometer, Digital compass and magnetometer, Camera 2D and 3D Graphics and HDMI

**Handheld devices:** Windows CE based devices, Mac OS 4 based devices, Symbian OS based devices, Linux based mobile devices, e-book reader

**Smart systems:** Smartcards, Smart labels, RFID, Smart tokens, Sensors, Actuators, Sensors and actuators for robotic systems, Smart appliances and Set-top boxes

### **UNIT - III (9)**

**Mobile Network Layer:** IP and Mobile IP network layers, Packet delivery and handover management, Location management, Registration, Tunneling and Encapsulation, Route optimization, DHCP

**Mobile Transport Layer:** Conventional TCP/IP protocols, Indirect TCP, Snooping TCP, Mobile TCP

**Database and Mobile Computing:** Database transactional models, Query processing, Data recovery process, Database hoarding and caching, Client-Server computing for mobile computing and adaption

### **UNIT - IV (9)**

**Data Dissemination:** Communication asymmetry, Classification of data-delivery mechanisms, Data dissemination broadcast models, Selective tuning and indexing techniques

**Data Synchronization:** Synchronization in mobile computing systems, Domain dependent specific data synchronization, Personal information manager, Strategies, Synchronization software, Synchronization protocols, Mobile application development platforms

---

**Textbooks:**

- [1] Jochen Schiller, *Mobile Communications*, 2nd ed. Addison-Wesley, 2003.(Chapter: 7,8)
- [2] Raj Kamal, *Mobile Computing*, 2nd ed. Oxford University Press, 2007. (Chapter: 1,2,3,4,5,6,9,10,11)

**Reference Books:**

- [1] Ivan Stojmenovic, *Handbook of Wireless Networks and Mobile Computing*, 2nd ed. John Wiley & Sons, INC, 2002.
- [2] Reza Behravanfar, *Mobile Computing Principles: Designing and Development Mobile Applications with UML and XML*, 1st ed. Cambridge University Press, 2005.

**Course Research Paper:** Research paper (indexed Journals/conference papers) relevant to the course content will be posted by the course faculty in CourseWeb page.

**Course Patent:** Patent relevant to the course content will be posted by the course faculty in CourseWeb page.

**Course Projects:** Course project is an independent project carried out by the student during the course period, under the supervision of course faculty. Course faculty will post few course project titles in CourseWeb page. Students are encouraged to come up and experiment with the ideas that interest them.

<b>Course Learning Outcomes (COs):</b>	
On completion of this course, students' will be able to...	
CO1: explain the mobile computing architecture and importance of mobile computing	
CO2: describe the cellular systems features and components using different operating system-based devices	
CO3: explain the packet delivery and handover management methodology through the mobile network layer	
CO4: analyze data dissemination and synchronization to develop different mobile applications	

Course Articulation Matrix (CAM): U18IN603B MOBILE COMPUTING																
Course Outcomes	PO1	PO2	PO3	PO4	PO5	PO6	PO7	PO8	PO9	PO10	PO11	PO12	PSO1	PSO2	PSO3	
CO1 U18IN603B.1	2	2	1	1	1	-	-	1	1	1	-	1	2	1	2	
CO2 U18IN603B.2	2	2	2	1	1	-	-	1	1	1	-	1	2	1	2	
CO3 U18IN603B.3	2	2	2	3	1	-	-	1	1	1	-	2	2	1	2	
CO4 U18IN603B.4	2	2	3	3	1	-	-	1	1	1	-	2	3	1	3	
<b>U18IN603B</b>	<b>2</b>	<b>2</b>	<b>2</b>	<b>2</b>	<b>1</b>	<b>-</b>	<b>-</b>	<b>1</b>	<b>1</b>	<b>1</b>	<b>-</b>	<b>1.5</b>	<b>2.25</b>	<b>1</b>	<b>2.25</b>	

## U18IN603C SENSOR TECHNOLOGY

**Class:** B.Tech. VI- Semester

**Branch:** Computer Science and Engineering(IoT)

### Teaching Scheme:

L	T	P	C
3	-	-	3

### Examination Scheme:

Continuous Internal Evaluation	40 Marks
End Semester Exam	60 Marks

### Course Learning Objectives(LOs):

This course will develop student's knowledge in/ on...

*LO1: diverse concepts of sensor, data acquisition, and sensor characteristics*

*LO2: optical components of sensor with their circuit and motion detectors*

*LO3: various sensor and its specifications, how they can be use in fields*

*LO4: Explore modern approaches for sensing using materials.*

### UNIT - I (9)

**Data acquisition:** Sensors, signals and systems, Sensor classification, Unit measurements.

**Sensor characteristics:** Transfer function, Calibration, Computation of stimulus, Special properties, Dynamic characteristics, Application characteristics.

**Physical principles of sensing:** Electric charges, fields and potentials, Capacitance, Magnetism, Induction, Resistance, Piezoelectric effect, Pyroelectric effect, Hall effect, Thermoelectric effects, Sound waves, Temperature and Thermal properties of materials, Heat transfer, Light, Dynamic models of sensor elements.

### UNIT - II (9)

**Optical components of sensors:** Radiometry, Photometry, Windows, Mirrors, Lenses, Fresnel Lenses, Fiber optics and waveguides, Concentrators, Coatings for thermal absorption, Nano-optics.

**Interface electronic circuits:** Input Characteristics of interface circuits, Amplifiers, Light-to-voltage converters, Excitation circuits, Analog-to-digital converters, Direct digitization, Bridge circuits, Data transmission, Noise in sensors and circuits, Batteries for low-power sensors.

**Occupancy and motion detectors:** Ultrasonic detector, Microwave motion detectors, Capacitive occupancy detectors, Triboelectric detectors, Optoelectronic motion detectors, Optical presence sensors, Pressure-gradient sensors.

### UNIT - III (9)

**Position, Displacement and Level:** Potentiometric sensors, Capacitive sensors, Inductive and magnetic sensors, Optical sensors, Ultrasonic sensors, Radar sensors, Thickness and level sensors, Pointing devices.

**Velocity and Acceleration:** Characteristics of capacitive, Piezoresistive, Piezoelectric accelerometers, Thermal accelerometer, Gyroscopes, Gravitational sensors.

**Various Sensors:** Force, Strain and Tactile sensors, Pressure sensors, Flow sensors, Acoustic sensors.

### UNIT - IV (9)

**Various Sensors:** Humidity sensors, Moisture sensors, Light detectors, Radiation detectors, Temperature sensors, Chemical sensors.

**Sensor materials and technologies:** Materials, Surface Processing, Microtechnology.



**Text Book:**

[1] Jacob Fraden, *Handbook of Modern Sensors Physics, Designs, and Applications*, Springer Publications, Fourth Edition, 2010. (Chapters 1,2,3,4,5,6,7,8,9,10,11,12,13,14,15,16,17,18)

**Reference Books:**

- [1] D. Patranabis, *Sensor & transducers*, 2nd edition, PHI  
 [2] H.K.P. Neubert, *Instrument transducers*, Oxford University press.  
 [3] E.A. Doebelin, *Measurement systems: application & design*, Mc Graw Hill

**Course Research Paper:** Research paper (indexed Journals/conference papers) relevant to the course content will be posted by the course faculty in CourseWeb page.

**Course Patent:** Patent relevant to the course content will be posted by the course faculty in CourseWeb page.

**Course Projects:** Course project is an independent project carried out by the student during the course period, under the supervision of course faculty. Course faculty will post few course project titles in CourseWeb page. Students are encouraged to come up and experiment with the ideas that interest them.

**Course Learning Outcomes (COs):**

On completion of this course, student's will be able to...

CO1: make use of the concepts of data acquisition in sensors, its characteristics & along with its physical properties to build a system

CO2: identify and understand advanced, optical components and detectors with interface of electronic circuits

CO3: apply how to use various sensors in know with their characteristics like velocity displacement, acceleration.

CO4: discover the various sensors and material required to sense them

**Course Articulation Matrix (CAM): U18IN603C SENSOR TECHNOLOGY**

Course Outcomes	PO1	PO2	PO3	PO4	PO5	PO6	PO7	PO8	PO9	PO10	PO11	PO12	PSO1	PSO2	PSO3
CO1 U18IN603C.1	2	-	-	1	-	-	-	1	1	1	-	2	2	2	-
CO2 U18IN603C.2	2	2	2	-	-	-	1	1	1	1	1	2	2	2	-
CO3 U18IN603C.3	2	3	3	1	2	-	-	1	1	1	2	2	2	2	-
CO4 U18IN603C.4	2	3	3	2	2	2	2	1	1	1	1	2	2	2	-
<b>U18IN603C</b>	<b>2</b>	<b>2.6</b>	<b>2.6</b>	<b>1.3</b>	<b>2</b>	<b>2</b>	<b>1.5</b>	<b>1</b>	<b>1</b>	<b>1</b>	<b>1.3</b>	<b>2</b>	<b>2</b>	<b>2</b>	<b>-</b>

## U18IN604 DESIGN AND ANALYSIS OF ALGORITHMS

**Class:** B. Tech. VI-Semester

**Branch:** Computer Science and Engineering(IoT)

**Teaching Scheme :**

L	T	P	C
3	-	-	3

**Examination Scheme :**

Continuous Internal Evaluation	40 marks
End Semester Examination	60 marks

### **Course Learning Objectives(LOs):**

This course will develop students' knowledge in/on...

LO1: time and space complexity, asymptotic notations, set operations, problem solving with divide and conquer strategy

LO2: greedy and backtracking methods to solve computational problems

LO3: principle of optimality and problem solving with dynamic programming method

LO4: branch and bound method, classes of P, NP, NP-Hard and NP-Complete

### **UNIT-I (9)**

**Introduction:** Algorithm analysis, Performance analysis, Space complexity and time complexity, Big 'O' notation, Omega notation, Theta notation, Different mathematical approach's for solving time complexity of algorithms

**Sets and Disjoint Set Union:** Introduction, Union, Find operations

**Divide and Conquer:** General method, Binary search, Merge sort, Quick sort, Strassen's matrix multiplication

### **UNIT-II (9)**

**Greedy Method:** General method, Knapsack problem, Job sequencing with deadlines, Optimal storage on tapes, Optimal merge patterns, Single source shortest paths

**Back Tracking:** General method, N-Queens problem, Sum of subsets, Graph coloring problem

### **UNIT-III (9)**

**Dynamic Programming:**General method, Multistage graphs, All pairs shortest paths, Single source shortest paths, Optimal binary search trees, String editing, 0/1 Knapsack problem, Reliability design problem, Travelling sales person problem

### **UNIT-IV (9)**

**Branch and Bound:** General method, Least cost (LC) search, The 15-puzzle problem, Control abstractions for LC search, 0/1 Knapsack problem, Travelling salesperson problem

**NP Hard and NP Complete Problems:** Basic concepts - Nondeterministic algorithms, The classes NP hard and NP complete; COOK's theorem, NP hard graph problems - Clique decision problem, Node cover decision problem, Traveling sales person decision problem

### **Text Book:**

- [1] E.Horowitz, S.Sahni, S.Rajasekaran, *Fundamentals of Computer Algorithms*, 2<sup>nd</sup> ed. Hyderabad:Universities Press, 2018(Chapters:1,2,3,4,5,6,7)

### **Reference Books:**

- [2] Thomas H.Cormen, Charles E.Leiserson, Ronald L.Rivest, Clifford Stein, *Introduction to Algorithms*, 3<sup>rd</sup> ed. New Delhi:Prentice-Hall of India, 2010
- [3] GajendraSharma, *Design and Analysis of Algorithms*, 4<sup>th</sup>ed. Rajput: Khanna Publishing, 2019
- [4] S.Sridhar, *Design and Analysis of Algorithms*, 3<sup>rd</sup>ed. UK: Oxford University Press, India, 2015
- [5] Mark Allen Weiss, *Data Structures and Algorithm Analysis in Java*, 3<sup>rd</sup> ed. New Delhi: Pearson, 2012.
- [6] Rajiv Chopra, ShipraRaheja, *Design and Analysis of Algorithms*, New Delhi: New AgeInternational Publishers, 2019

**Course Research Paper:** Research paper (Journals/conference papers) relevant to the course content will be posted by the course faculty in CourseWeb page.

**Course Patent:** Patent relevant to the course content will be posted by the course faculty in CourseWeb page.

**Course Projects:** Course project is an independent project carried out by the student during the course period, under the supervision of course faculty. Course faculty will post few course projects titles in CourseWeb page. Students are encouraged to come up and experiment with the ideas that interest them.

**Course Learning Outcomes(COs):**  
 On completion of this course, students' will be able to...  
 CO1: apply divide and conquer strategy for searching and sorting techniques with performance  
 CO2: analyze 0/1 Knapsack problem, optimal merge pattern and single source shortest path algorithms using greedy method and N-Queen problem, graph colouring problem using backtracking method  
 CO3: design of algorithms using dynamic programming approach to find the shortest path  
 CO4: analyze and categorize of NP-Hard and NP-Complete problems for the classes P, NP, NP

Course Articulation Matrix (CAM):U18IN604 DESIGN AND ANALYSIS OF ALGORITHMS																
CO		PO1	PO2	PO3	PO4	PO5	PO6	PO7	PO8	PO9	PO10	PO11	PO 12	PSO1	PSO2	PSO3
CO1	U18IN604.1	3	3	2	2	1	-	-	1	1	1	-	1	2	1	2
CO2	U18IN604.2	3	3	3	2	1	-	-	1	1	1	-	1	2	1	2
CO3	U18IN604.3	3	3	3	2	1	-	-	1	1	1	-	1	2	1	2
CO4	U18IN604.4	2	2	2	2	1	-	-	1	1	1	-	1	2	1	2
	<b>U18IN604</b>	<b>2.75</b>	<b>2.75</b>	<b>2.5</b>	<b>2.5</b>	<b>2</b>	<b>-</b>	<b>-</b>	<b>1</b>	<b>1</b>	<b>1</b>	<b>-</b>	<b>1</b>	<b>2</b>	<b>1</b>	<b>2</b>

## U18IN605 ARTIFICIAL INTELLIGENCE FOR IOT

**Class:** B.Tech. VI- Semester

**Branch:**Computer Science and Engineering (IoT)

**Teaching Scheme:**

L	T	P	C
3	-	-	3

**Examination Scheme:**

Continuous Internal Evaluation	40 Marks
End Semester Exam	60 Marks

### **Course Learning Objectives (LOs):**

This course will develop student's knowledge in/on...

*LO1: fundamentals of Artificial Intelligence, agents, problem solving approaches & searching techniques*

*LO2: fundamentals of Machine learning, regression and decision tree learning, cluster analysis*

*LO3: instance based learning, Bayesian learning and deep learning*

*LO4: convolutional neural networks, recursive neural networks and deep learning application*

### **UNIT - I (9)**

**Data Access and Distribution Processing for IoT:** Data format, Importance of processing of IoT, Processing topologies, IoT device design and selection considerations, Processing offloading, Data access and distributed Processing for IoT, Role of AI in IoT

**Artificial Intelligence (AI):** Definition, Intelligent agents, perception and language processing, problem solving, heuristic searching, game playing, logical reasoning, Forward vs Background, knowledge representation

### **UNIT - II (9)**

**Machine Learning(ML):** Introduction, Advantages, Challenges, types

**Regression and Decision Tree Learning:**Linear regression, Logistic regression, The basic decision tree learning algorithm

**Cluster Analysis:**Unsupervised learning, Hierarchical clustering, K-means clustering, Hierarchical clustering,DBSCAN clustering in ML, Density based clustering, Spectral clustering, K-medoids clustering

### **UNIT - III (9)**

**Instance based learning:** K- nearest neighbor learning, Locally weighted regression, Radial basis function, Case-based reasoning

**Bayesian Learning:**Bayes theorem and concept learning, Maximum likelihood and least- squared error hypothesis, Naïve bayes classifier, Bayesian belief networks

**Introduction to Deep learning:**Architecture, Historical trends, Deep feed forward networks, Gradient based learning, Hidden units, Back propagations and differentiation algorithms

### **UNIT - IV (9)**

**Convolutional Neural Networks:** Overview of CNN, Pooling layer, padding, types of padding in CNN layer

**Recursive Neural networks:**Overview of RNN Architecture, and implementation of RNN

**Artificial Intelligence of Things (AIoT)forSmart Cities:**Components of smart city, processing of different types of data, Time series modeling, Preprocessing textual data, Data augmentation for images, Handling videos files, Audio files as input data

**Text Books:**

- [1] Stuart Russell and Peter Norvig, *Artificial Intelligence: A Modern Approach*, 3rd ed., New Delhi: Prentice Hall Series in AI, 2010.(Chapter:2)
- [2] Stephen Marsland, Taylor & Francis, *Machine Learning: An Algorithmic Perspective*, CRC, ISBN -13: 978-1420067187, 2009.(Chapter: 3,4,5,6,7)
- [3] Ian Goodfellow and YoshuaBengio and Aaron Courville, *Deep Learning*, 1st ed., MIT Press, 2017. (Chapter:8,,9,10)

**Reference Books:**

- [1] Jason Bell, *Machine Learning: Hands-On for Developers and Technical Professionals*, John Wiley & Sons, 1st ed., ISBN-13: 978-1118889060, 2014.
- [2] Elaine rich and Kevin knight, *Artificial Intelligence*, 2nd ed., New Delhi: Tata McGraw-Hill, 2002.
- [3] William W Hsieh, *Machine Learning Methods in the Environmental Sciences, Neural Networks*, Cambridge University Press, ISBN -13: 978-0805822410, 2009.
- [4] Anil K. Jain, *Fundamentals of Image Processing*, 1st ed., Chennai: Pearson, 2015.

**Course Research Paper:** Research paper (indexed Journals/conference papers) relevant to the course content will be posted by the course faculty in CourseWeb page.

**Course Patent:** Patent relevant to the course content will be posted by the course faculty in CourseWeb page.

**Course Projects:** Course project is an independent project carried out by the student during the course period, under the supervision of course faculty. Course faculty will post few course project titles in CourseWeb page. Students are encouraged to come up and experiment with the ideas that interest them.

<b>Course Learning Outcomes (COs):</b>	
On completion of this course, student's will be able to...	
CO1: apply fundamentals of artificial intelligence for various IoT applications	
CO2: design and analyze IoT applications using regression and cluster analysis algorithms	
CO3: design and analyze IoT applications using Bayesian and deep learning algorithms	
CO4: design and analyze IoT application using CNN, RNN and image processing applications	

<b>Course Articulation Matrix (CAM):U18IN605 ARTIFICIAL INTELLIGENCE FOR IOT</b>																
<b>Course Outcomes</b>		<b>PO1</b>	<b>PO2</b>	<b>PO3</b>	<b>PO4</b>	<b>PO5</b>	<b>PO6</b>	<b>PO7</b>	<b>PO8</b>	<b>PO9</b>	<b>PO10</b>	<b>PO11</b>	<b>PO12</b>	<b>PSO1</b>	<b>PSO2</b>	<b>PSO3</b>
CO1	U18IN605.1	2	2	2	2	1	-	-	1	1	1	-	1	2	2	2
CO2	U18IN605.2	3	3	3	3	1	-	-	1	1	1	-	3	2	2	2
CO3	U18IN605.3	3	3	3	3	1	-	-	1	1	1	-	3	2	2	2
CO4	U18IN605.4	3	3	3	3	1	-	-	1	1	1	-	3	2	2	2
<b>U18IN605</b>		<b>2.75</b>	<b>2.75</b>	<b>2.75</b>	<b>2.75</b>	<b>1</b>	<b>-</b>	<b>-</b>	<b>1</b>	<b>1</b>	<b>1</b>	<b>-</b>	<b>2.5</b>	<b>2</b>	<b>2</b>	<b>2</b>

## U18IN606 INDUSTRIAL IOT

**Class:** B.Tech. VI- Semester

**Branch:** Computer Science and Engineering (IoT)

**Teaching Scheme:**

L	T	P	C
3	-	-	3

**Examination Scheme:**

Continuous Internal Evaluation	40 Marks
End Semester Exam	60 Marks

### Course Learning Objectives (LOs):

This course will develop student's knowledge in/on...

LO1: basic concepts of industry 4.0, IIoT and reference architecture

LO2: off-site and On-site technologies and industrial data transmission

LO3: data acquisition, machine learning and data science applications in industry and case studies

LO4: case studies like traffic management, health care, machine predictive maintenance in the industry

### UNIT - I (9)

**Industry 4.0:** Introduction, Design requirements, Drivers, Sustainability assessment, Smart business perspective, Cyber security, impact of industry 4.0

**Industrial Internet of Things (IIOT):** Introduction, Industrial internet systems, Industrial sensing, Industrial processes

**Business model and Reference Architecture of IIoT:** Introduction, Business model of IoT &IIoT, Reference architecture of IoT &IIoT, IIRA, Key performance indicators for occupational safety and health, RAMI 4.0

### UNIT - II (9)

**Off-site Key Technologies:** Introduction, Cloud computing, Fog computing

**On-site key Technologies:** Introduction, Augmented reality, Virtual reality, Big data and advanced analytics, smart factories, Lean manufacturing systems

**Industrial Data Transmission:** Introduction, Foundation fieldbus, Profibus, HART, Interbus, Bitbus, CC-link, Modbus, Batibus, DigitalSTROM, Controller area network, DeviceNet, LonWorks, ISA 100.11a, Wireless HART, LoRa and Lora WAN, Recent and upcoming technologies

### UNIT - III (9)

**Industrial Data Acquisition:** Distributed control system, PLC, SCADA

**IIoT Analytics:** Necessity of analytics, IIOT analytics

**Machine Learning and Data Science applications in the Industry:** Categorization and applications of ML in industry, Data science in industry, Deep learning and its applications in industry

**Case Studies:** Inventory management and quality control, Manufacturing industry, Automotive industry, Mining industry

### UNIT - IV (9)

**Case Studies:** IoT enabled Smart traffic control system, IoT framework for health care environment, An effective IoT drainage system for detection of drainage pipes, Predictive maintenance for retail machine industries, Integrating ANN and IoT for Predictive maintenance machine industry, Society 4.0, Society 5.0

### Text Books:

[1] SudipMisra, Chandan Roy, AnandarupMukharjee, *Introduction to Industrial Internet of Things and Industry 4.0*, Oxon: CRC press, Taylor & Francis group, 2021. (Chapters: 1,2,3,4,5,6,7,8,9,10)

[2] A. Suresh, MalarvizhiNandagopal, Pethuru Raj, E.A. Neeba, Jenn-Wei Lin, *Industrial IoT Application Architecture and Use Cases*, Sulte: CRC press, Taylor & Francis group, 2020. (Chapters: 11)

**Reference Book:**

[1] Alasdair Gilchrist, *Industry 4.0: The industrial Internet of Things*, Thailand: Apress, 2016.

**Course Research Paper:** Research paper (indexed Journals/conference papers) relevant to the course content will be posted by the course faculty in CourseWeb page.

**Course Patent:** Patent relevant to the course content will be posted by the course faculty in CourseWeb page.

**Course Projects:** Course project is an independent project carried out by the student during the course period, under the supervision of course faculty. Course faculty will post few course project titles in CourseWeb page. Students are encouraged to come up and experiment with the ideas that interest them.

**Course Learning Outcomes (COs):**

On completion of this course, student will be able to...

CO1: Identify the drivers & industrial sensing and analyze the business & reference architecture IIoT

CO2: analyze various off-site and on-site key technologies associated with IIoT

CO3: design and analyze the industrial application using machine learning and data science

CO4: design IIOT solutions to real world problems such as healthcare, machine predictive maintenance etc.

Course Articulation Matrix (CAM):U18IN606 INDUSTRIAL IOT																
Course Outcomes	PO1	PO2	PO3	PO4	PO5	PO6	PO7	PO8	PO9	PO10	PO11	PO12	PSO1	PSO2	PSO3	
CO1 U18IN606	2	2	2	2	2	-	-	1	1	1	-	1	2	2	2	
CO2 U18IN606	2	2	2	2	2	-	-	1	1	1	-	3	2	2	2	
CO3 U18IN606	2	2	2	2	2	-	-	1	1	1	-	3	2	2	2	
CO4 U18IN606	2	2	2	2	2	-	-	1	1	1	-	3	2	2	2	
<b>U18IN606</b>	<b>2</b>	<b>2</b>	<b>2</b>	<b>2</b>	<b>2</b>	<b>-</b>	<b>-</b>	<b>1</b>	<b>1</b>	<b>1</b>	<b>-</b>	<b>2.5</b>	<b>2</b>	<b>2</b>	<b>2</b>	

## U18IN607R22 DESIGN AND ANALYSIS OF ALGORITHMS LABORATORY

**Class:** B.Tech.VI-Semester

**Branch:** Computer Science and Engineering(Networks)

TeachingScheme:

L	T	P	C
-	-	2	1

Examination Scheme:

Continuous Internal Evaluation	40 marks
End Semester Examination	60 marks

### **Course Learning Objectives(LOs):**

This course will develop student's knowledge in/on...

LO1: *searching and sorting techniques using divide and conquer strategy*

LO2: *computational problems using greedy and backtracking methods*

LO3: *computational problems using dynamic programming technique*

LO4: *computational problems using branch and bound methods*

### **List of Experiments**

Experiment-I (UNIT-I)

- 1) Program to implement binary search algorithm
- 2) Program to implement min-max algorithm

Experiment-II(UNIT-I)

- 1) Program to implement merge sort algorithm
- 2) Program to implement quick sort algorithm

Experiment-III (UNIT-I)

- 1) Apply strassen's matrix multiplication to multiply following matrix

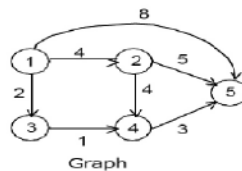
$$A = \begin{pmatrix} 1 & 2 \\ 3 & 4 \end{pmatrix} \quad B = \begin{pmatrix} 2 & 1 \\ 4 & 3 \end{pmatrix}$$

Experiment-IV (UNIT-II)

- 1) Program to implement 0/1 knapsack problem
- 2) Program to implement Job sequencing with deadlines

Experiments-V (UNIT-II)

- 1) Apply Dijkstras algorithm find the shortest path from 1 to each of the other five vertices in the graph



- 2) Program to implement N-Queens problem



### Experiments-VI (UNIT-II)

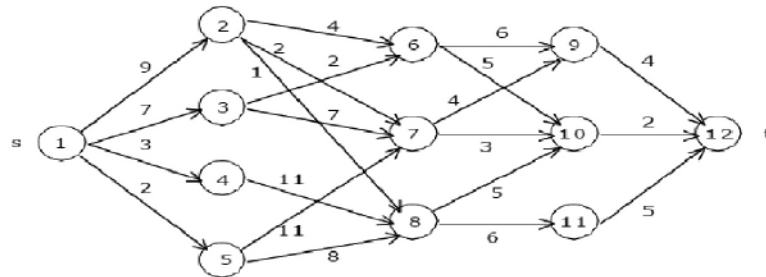
- 1) Program to implement sum of subsets

### Experiment-VII (UNIT-III)

- 1) Implement bellman ford algorithm for Single source shortest paths

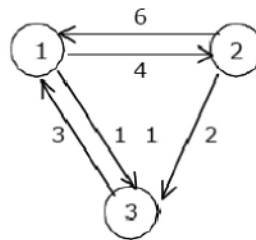
### Experiment-VIII (UNIT-III)

- 1) Apply Multistage graph algorithm and find shortest path



### Experiment-IX (UNIT-III)

- 1) Apply All pairs shortest paths algorithm and find shortest path



### Experiment-X (UNIT-III)

- 1) Program to implement Optimal binary search trees

### Experiment-XI (UNIT-III)

- 1) Apply travelling sales person algorithm using dynamic programming and find shortest path

$$\begin{pmatrix} 0 & 10 & 15 & 20 \\ 5 & 0 & 9 & 10 \\ 6 & 13 & 0 & 12 \\ 8 & 8 & 9 & 0 \end{pmatrix}$$

**Experiment-XII (UNIT-IV)**

1) Apply travelling salesperson algorithm using branch and bound and find shortest path

$$\begin{pmatrix} \infty & 20 & 30 & 10 & 11 \\ 15 & \infty & 16 & 4 & 2 \\ 3 & 5 & \infty & 2 & 4 \\ 19 & 6 & 18 & \infty & 3 \\ 16 & 4 & 7 & 16 & \infty \end{pmatrix}$$

Laboratory Manual:

1. *Design and analysis of algorithms laboratory manual*, Dept. of CSE (Networks), KITSW

Reference Book:

1. E.Horowitz, S.Sahni, S.Rajasekaran, *Fundamentals of Computer Algorithms*, 2<sup>nd</sup> ed, Universities Press, 2018.
2. Mark Allen Weiss, *Data Structures and Algorithm Analysis in Java*, 3<sup>rd</sup> ed, Pearson, 2012
3. Kathy Sierra, Bert Bates, *Head First Java8*, 2<sup>nd</sup> ed, O'Reilly Publications, 2020
4. Narasimha Karumanchi, *Data Structures and Algorithms Made Easy in Java*, careermonk, 2011
5. Uttam K. Roy, *Advanced JAVA Programming*, Oxford Publications, 2015

<b>Course Learning Outcomes (COs):</b>
On completion of this course, students' will be able to...
CO1: implement programs on binary search, min-max, mergesort, quicksort and strassen's matrix multiplication problems
CO2: develop knapsack, job sequencing with deadline, shortest path using greedy method, N-Queens and sum of subsets using backtracking method
CO3: implement programs on single source shortest path, multistage graph and all pairs shortest path using dynamic programming technique
CO4: implement programme for travelling sales person problem using branch and bound method

<b>Course Articulation Matrix (CAM):U18IN607R22DESIGN AND ANALYSIS OF ALGORITHMS LABORATORY</b>																
Co		PO1	PO2	PO3	PO4	PO5	PO6	PO7	PO8	PO9	PO10	PO11	PO12	PSO1	PSO2	PSO3
CO1	U18IN607.1	3	3	2	2	1	-	-	-	1	-	-	1	2	1	2
CO2	U18IN607.2	3	3	3	2	1	-	-	-	1	-	-	1	2	1	2
CO3	U18IN607.3	3	3	3	2	1	-	-	-	1	-	-	1	2	1	2
CO4	U18IN607.4	2	2	2	2	1	-	-	-	1	-	-	1	2	1	2
<b>U18IN607R22</b>		<b>2.75</b>	<b>2.75</b>	<b>2.5</b>	<b>2</b>	<b>1</b>	<b>-</b>	<b>-</b>	<b>-</b>	<b>1</b>	<b>-</b>	<b>-</b>	<b>1</b>	<b>2</b>	<b>1</b>	<b>2</b>

## U18IN608 ARTIFICIAL INTELLIGENCE FOR IOT LABORATORY

**Class:** B.Tech. VI- Semester

**Branch:** Computer Science and Engineering(IoT)

### Teaching Scheme:

L	T	P	C
-	-	2	1

### Examination Scheme:

Continuous Internal Evaluation	40 Marks
End Semester Exam	60 Marks

### Course Learning Objectives (LOs):

This course will develop student's knowledge in/on...

LO1: fundamentals of numpy, pandas, matplotlib

LO2: fundamentals of Machine learning, regression and decision tree learning, cluster analysis

LO3: fundamentals of instance based learning, Bayesian learning and deep learning

LO4: convolutional neural networks, recursive neural networks and deep learning application

### List of Experiments

#### Experiment-I

1. Install Python IDE Software( Anaconda, Jupyter, notebook, etc...).
2. Install and setup numpy environment.
3. Program on Numpy: Numpy array and operations on Arrays (Indexing, Masking, Filtering, Transposing, Sorting, Ordering, Concatenating and Aggregating).

#### Experiment-II

1. Install and setup pandas and matplotlib environment
2. Program on Pandas:
  - a) Create a series from an array.
  - b) Read data from various files (.csv, xls, etc...) using pandas.
  - c) Indexing and selecting data.
  - d) DataFrame.

#### Experiment-III

Note: Consider your own dataset or download a public dataset of machine learning

Use the following scenarios for visualizing the data:

- a) Budget a Long Drive
  - b) Compare Unemployment Rates with Gains in Stock Market
  - c) Compare Salaries of Batsmen with the Average Runs They Score per Game
  - d) Compare the Dates in a Month with the Monthly Salary
- 1 Develop a program to draw a simple line plot.
  - 2 Develop a program to draw a histogram plot.
  - 3 Customize plots and experiment with different maps plots.

#### Experiments-IV

- 1 Installation procedure for Python library: scikit-learn
- 2 Develop a Python code on Linear Regression algorithm under classification. (Sample ideas to workout with Linear Regression algorithm are:
  - a. Compare Unemployment Rates with Gains in Stock Market
  - b. Budget a Long Drive
  - c. Compare Salaries of Batsmen with the Average Runs They Score per Game
  - d. Compare the Dates in a Month with the Monthly Salary
  - e. Compare Average Global Temperatures and Level of Pollution

- f. Compare Local Temperature with the Amount of Rain
- g. Compare Average age of Humans with the Amount of Their Sleep
- h. Compare the Percentage of Sediments in River with its Discharge
- i. Compare Budget of National Film Awards-nominated Movies with the number of Movies
- j. Winning These Awards

Consider the ideas given above or any of your own. Develop the Machine Learning-Linear Regression technique code using Python.

#### Experiments-V

1. Develop a Python code on Email-Spam Detection under Classification using Naïve-bayes algorithm. (Note: Consider your own dataset or download a public dataset to do machine learning)
2. Develop a Python code to Predict the loan eligibility process from given data using Decision-Tree algorithm under Classification.  
(Sample ideas to be developed with the use of Decision Trees are as follows:
  - a. A person eligible for a loan or not based on his financial status, family member, salary, etc. can be decided on a decision tree.
  - b. Credit card frauds, bank schemes and offers, loan defaults.
  - c. A patient is suffering from a disease or not based on conditions such as age, weight, sex and other factors.
  - d. Deciding the effect of the medicine based on factors such as composition, period of manufacture, etc.
  - e. In colleges and universities, the shortlisting of a student can be decided based on his/her merits scores, attendance, overall score etc.
  - f. Promotional strategy of faculties present in the universities

Consider any one of the above mentioned ideas or take your own, and implement using Machine Learning Decision-Tree Algorithm using Python.

#### Experiments-VI

1. Develop a Python code using Machine Learning Clustering algorithm.
2. Installation of keras, tensorflow, scikit-learn and data visualization libraries

Consider your own example(s) or idea(s) to develop a Python code using Neural Networks. (Example ideas are Image recognition, Object Detection, Image classification etc...)

3. Develop a Python code to demonstrate Backpropagation technique in Neural networks.

#### Experiments-VII

1. Demonstrate Convolutional Neural Networks with suitable example.

#### Experiments-VIII (Clustering algorithm & Convolutional Neural networks)

1. Develop a Python code to demonstrate CNN algorithm with suitable example.

#### Experiments-IX (Clustering algorithm & Convolutional Neural networks)

1. Develop a Python code to demonstrate RNN algorithm with suitable example.

#### Experiments-X (Clustering algorithm & Convolutional Neural networks)

1. Demonstrated digital image processing using deep learning with suitable example.

#### Experiments-XI

1. Demonstrate time series modelling for smart city applications.

#### Experiments-XII

1. Demonstrate the handling video and audio files with suitable example.

#### Text Books:

- [1] Peter Flach, *Machine Learning: The Art and Science of Algorithms that Make Sense of Data*, Cambridge University Press, 1st ed., ISBN: 978-1-107-09639-4, 2012.
- [2] Stephen Marsland, Taylor & Francis, *Machine Learning: An Algorithmic Perspective*, CRC, ISBN -13: 978-1420067187, 2009.

**Reference Books:**

- [1] Tom M. Mitchell, *Machine Learning*, MGH, Indian Edition, ISBN 1259096955, 2013
- [2] S. Russell and P. Norvig, *Artificial Intelligence – A Modern Approach*, 2nd ed., Pearson Education, 2003, ISBN: 978-0137903955
- [3] Jason Bell, *Machine Learning: Hands-On for Developers and Technical Professionals*, John Wiley & Sons, 1st ed., ISBN-13: 978-1118889060, 2014.
- [4] William W Hsieh, *Machine Learning Methods in the Environmental Sciences, Neural Networks*, Cambridge University Press, ISBN -13: 978-0805822410, 2009.

**Course Projects:** Course project is an independent project carried out by the student during the course period, under the supervision of course faculty. Course faculty will post few course projects titles in CourseWeb page. Students are encouraged to come up and experiment with the ideas that interest them

**Course Learning Outcomes (COs):**

On completion of this course, student's will be able to...

CO1: develop python code for implementing numpy, pandas, matplotlib libraries

CO2: develop python code for implementing regression and cluster analysis algorithms used in IoT applications

CO3: develop python code for implementing Bayesian and deep learning algorithms used in IoT applications

CO4: develop python code for implementing CNN, RNN and image processing applications used in IoT applications

Course Articulation Matrix (CAM):U18IN608 ARTIFICIAL INTELLIGENCE FOR IOT LABORATORY																
Course Outcomes	PO1	PO2	PO3	PO4	PO5	PO6	PO7	PO8	PO9	PO10	PO11	PO12	PSO1	PSO2	PSO3	
CO1	U18IN608.1	2	2	2	2	2	-	-	1	1	1	-	1	2	2	2
CO2	U18IN608.2	2	2	2	2	2	-	-	1	1	1	-	3	2	2	2
CO3	U18IN608.3	2	2	2	2	2	-	-	1	1	1	-	3	2	2	2
CO4	U18IN608.4	2	2	2	2	2	-	-	1	1	1	-	3	2	2	2
	U18IN608	2	2	2	2	2		-	1	1	1		2.5	2	2	2

## U18IN609 INDUSTRIAL IOT LABORATORY

**Class:** B.Tech. VI- Semester

**Branch:** Computer Science and Engineering (IoT)

### Teaching Scheme:

L	T	P	C
-	-	2	1

### Examination Scheme:

Continuous Internal Evaluation	40 Marks
End Semester Exam	60 Marks

### Course Learning Objectives (LOs):

This course will develop student's knowledge in/on...

*LO1: industrial IoT equipment, cisco packet tracer*

*LO2: smart city application such as home automation, traffic management etc.*

*LO3: smart agriculture applications such as water management, disease prediction, etc.*

*LO4: greenhouse forming*

### List of Experiments

#### Experiment-1

1. Introduction to industrial IoT laboratory
2. Demonstration of CISCO packet tracer
3. Demonstrating IIoT simulation software's

#### Experiment-II

4. Design and develop smart home automation system

#### Experiment-III

5. Design and develop whether forecasting system

#### Experiment-IV

6. Design and develop environmental monitoring system

#### Experiment-V

7. Design and develop fire protection system

#### Experiment-VI

8. Design and develop traffic management system

#### Experiment-VII

9. Design and development of water management in irrigation system

#### Experiment-VIII

10. Design and develop soil monitoring system

#### Experiment-IX

11. Design and develop climate monitoring system

#### Experiment-X

12. Design and develop crop growth monitoring system

### Experiment-XI

13. Design and develop disease prediction and analysis system for smart farming

### Experiment-XII

14. Design and develop Greenhouse monitoring system

#### Laboratory Manual:

[1] Industrial IoT Laboratory Manual, prepared by the faculty of Department of CSE (Networks), KITS Warangal.

#### Text Books:

- [1] Sudip Misra, Chandan Roy, Anandarup Mukharjee, *Introduction to Industrial Internet of Things and Industry 4.0*, Oxon: CRC press, Taylor & Francis group, 2021.  
[2] A. Suresh, Malarvizhi Nandagopal, Pethuru Raj, E.A. Neeba, Jenn-Wei Lin, *Industrial IoT Application Architecture and Use Cases*, Sulte: CRC press, Taylor & Francis group, 2020.  
[3] Alasdair Gilchrist, *Industry 4.0: The industrial Internet of Things*, Thailand: Apress, 2016.

**Course Projects:** Course project is an independent project carried out by the student during the course period, under the supervision of course faculty. Course faculty will post few course projects titles in CourseWeb page. Students are encouraged to come up and experiment with the ideas that interest them

#### Course Learning Outcomes (COs):

On completion of this course, student's will be able to...

CO1: Identify equipment of IIoT and demonstration of CISCO packet tracer

CO2: build home automation, traffic management system

CO3: build smart irrigation system and plant disease prediction system

CO4: build greenhouse farming model

Course Articulation Matrix (CAM):U18IN609 INDUSTRIAL IOT LABORATORY																
Course Outcomes		PO1	PO2	PO3	PO4	PO5	PO6	PO7	PO8	PO9	PO10	PO11	PO12	PSO1	PSO2	PSO3
CO1	U18IN609.1	2	2	2	2	2	-	-	1	1	1	-	1	2	2	2
CO2	U18IN609.2	2	2	2	2	2	-	-	1	1	1	-	3	2	2	2
CO3	U18IN609.3	2	2	2	2	2	-	-	1	1	1	-	3	2	2	2
CO4	U18IN609.4	2	2	2	2	2	-	-	1	1	1	-	3	2	2	2
U18IN609		2	2	2	2	2	-	-	1	1	1	-	2.5	2	2	2

## U18IN610 MINI PROJECT

**Class:** B.Tech. VI- Semester

**Branch:** Computer Science and Engineering (IoT)

**Teaching Scheme:**

L	T	P	C
3	-	-	3

**Examination Scheme:**

Continuous Internal Evaluation	40 Marks
End Semester Exam	60 Marks

### Course Learning Objectives (LOs):

This course will develop students' knowledge on/in...

LO1: implementing a project independently by applying knowledge to practice

LO2: literature review and well-documented report writing

LO3: creating PPTs and effective technical presentation skills

LO4: writing technical paper in scientific journal style & format and creating video pitch

Student has to take up independent mini project on innovative ideas, innovative solutions to common problems using their knowledge relevant to courses offered in their program of study, which would supplement and complement the program assigned to each student.

### Guidelines:

1. The HoD shall constitute a Department Mini Project Evaluation Committee (DMPEC)
2. DMPEC shall allot a faculty supervisor to each student for guiding on (i) selection of topic (ii) literature survey and work to be carried out (iii) preparing a report in proper format and (iv) effective mini project oral presentation
3. There shall be only Continuous Internal Evaluation (CIE) for mini project
4. The CIE for seminar is as follows:

Assessment	Weightage
Mini Project Supervisor Assessment	20%
Working model/process/software package/system developed	20%
Mini Project report	20%
Mini Project paper	10%
Video pitch	10%
DMPEC Assessment: Oral presentation with PPT and viva-voce	20%
Total Weightage	100%

**Note:** It is mandatory for the student to appear for oral presentation and viva-voce to qualify for course evaluation

- (a) **Mini Project Topic:** The topic should be interesting and conducive to discussion. Topics may be found by looking through recent issues of peer reviewed Journals / Technical Magazines on the topics of potential interest
- (b) **Working Model:** Each student is requested to develop a working model/process/system on the chosen work and demonstrate before the DMPEC as per the date specified by DMPEC
- (c) **Report:** Each student is required to submit a well-documented report on the chosen seminar topic as per the format specified by DMPEC
- (d) **Anti-Plagiarism Check:** The seminar report should clear plagiarism check as per the Anti-Plagiarism policy of the institute
- (e) **Presentation:** Each student should prepare PPT with informative slides and make an effective oral presentation before the DMPEC as per the schedule notified by the department
- (f) **Video Pitch:** Each student should create a pitch video, which is a video presentation on his / her mini project. Video pitch should be no longer than 5 minutes by keeping the pitch concise and to the point, which shall also include key points about this/her business idea/plan (*if any*) and social impact.



- (g) The student that registers for the Mini project as supplementary examination in the following cases:
- he/she is absent for oral presentation and viva-voce
  - he/she fails to submit the report in prescribed format
  - he/she fails to fulfill the requirements of Mini project evaluation as per specified guidelines
- (h) i) The CoE shall send a list of students registered for supplementary to the HoD concerned
- (i) ii) The DSEC, duly constituted by the HoD, shall conduct Mini project evaluation and send the award list to the CoE within the stipulated time

**Course Learning Outcomes (COs):**

On completion of this course, students will be able to...

CO1: apply knowledge to practice to design & conduct experiments and utilize modern tools for developing working models/process/system leading to innovation & entrepreneurship

CO2: demonstrate the competencies to perform literature survey, identify gaps, analyze the problem and prepare a well-documented Mini project report

CO3: make an effective oral presentation through informative PPTs, showing knowledge on the subject & sensitivity towards social impact of the Mini project

CO4: write a "Mini project paper" in scientific journal style & format from the prepared Mini project report and create a video pitch on Mini project

Course Articulation Matrix (CAM): U18IN610 MINI PROJECT																
Course Outcomes		PO1	PO2	PO3	PO4	PO5	PO6	PO7	PO8	PO9	PO10	PO11	PO12	PSO1	PSO2	PSO3
CO1	U18IN610.1	1	1	2	2	1	1	1	2	2	2	1	2	2	2	2
CO2	U18IN610.2	1	1	-	2	-	-	-	2	2	2	-	2	2	2	2
CO3	U18IN610.3	-	-	-	-	-	-	1	2	2	2	-	2	2	2	2
CO4	U18IN610.4	-	-	-	-	-	-	-	2	2	2	-	2	2	2	2
<b>U18IN610</b>		<b>1</b>	<b>1</b>	<b>2</b>	<b>2</b>	<b>1</b>	<b>1</b>	<b>1</b>	<b>2</b>	<b>2</b>	<b>2</b>	<b>1</b>	<b>2</b>	<b>2</b>	<b>2</b>	<b>2</b>



DEPARTMENT OF COMPUTER SCIENCE AND ENGINEERING (INTERNET OF THINGS)  
KAKATIYA INSTITUTE OF TECHNOLOGY & SCIENCE, WARANGAL - 15  
(An Autonomous Institute under Kakatiya University, Warangal)

SCHEME OF INSTRUCTION & EVALUATION (Applicable from B20 batch)  
VII - SEMESTER OF 4-YEAR B.TECH DEGREE PROGRAM

[4Th+2P+ MP-I+ internship]

Sl. No	Category	Course Code	Course Title	Periods/week			Credits	Evaluation scheme				
				L	T	P		C	CIE			Total Marks
									TA	MSE	Total	
1	HSMC	U18MH701	Management, Economics and Accountancy	3	-	-	3	10	30	40	60	100
2	PE	U18IN702	Professional Elective - III / MOOC-III	3	-	-	3	10	30	40	60	100
3	PE	U18IN703	Professional Elective - IV / MOOC-IV	3	-	-	3	10	30	40	60	100
4	PCC	U18IN704	Privacy and Security in IoT	3	1	-	4	10	30	40	60	100
5	PCC	U18IN705	IoT Testing Tools Laboratory	-	-	2	1	40	-	40	60	100
6	PCC	U18IN706	Mobile Application Development Laboratory	-	-	2	1	40	-	40	60	100
7	PROJ	U18IN707	Major Project - Phase - I	-	-	6	3	100	-	100	-	100
8	MC	U18IN708	Internship Evaluation	-	-	2	-	-	-	-	-	-
<b>Total:</b>				12	1	12	18	220	120	340	360	700
<b>Additional Learning*: Maximum credits allowed for Honours/Minor</b>				-	-	-	7	-	-	-	-	-
<b>Total credits for Honours/Minor students:</b>				-	-	-	18+7	-	-	-	-	-

\* List of courses for additional learning through MOOCs towards Honours/Minor in Engineering shall be prescribed by the department under Honours/Minor Curricula

[L= Lecture, T = Tutorials, P = Practical & C = Credits] Total Contact Periods/Week: 25 Total Credits: 18

Professional Elective-III / MOOC-III:

U18IN702A: Cyber Physical Systems  
U18IN702B: Big Data Analytics  
U18IN702C: Microcontrollers and RFID  
U18IN702M: MOOCs course

Professional Elective-IV / MOOC-IV:

U18IN703A: Embedded System Design  
U18IN703B: Augmented Reality and Virtual Reality  
U18IN703C: Narrowband IoT  
U18IN703M: MOOCs course



## U18MH701 MANAGEMENT, ECONOMICS AND ACCOUNTANCY

**Class:** B.Tech. VII- Semester

**Branch:** Computer Science and Engineering(IoT)

**Teaching Scheme:**

L	T	P	C
3	-	-	3

**Examination Scheme:**

Continuous Internal Evaluation	40 Marks
End Semester Exam	60 Marks

**Course Learning Objectives (LOs):**

This course will develop student's knowledge in/on...

LO1: basic concepts of management

LO2: concepts of economics and forms of business organizations

LO3: fundamentals of accountancy and journalizing

LO4: preparation of final accounts

### UNIT - I (9)

**Management:** Meaning and definition, Scientific Management - Definition, Characteristics, Principles of management

**Functions of Management:** Planning - Definition, Characteristics; Organizing - Definition, Characteristics; Staffing- Meaning, Functions of personnel management; Directing- Leadership, Nature; Motivation- Nature, Types (financial, non-financial, intrinsic and extrinsic), Communication- Process, Types, Coordination- Definition, Steps to achieve effective coordination, Controlling- Definition, process (Chapters 1,3, 4, 5, 6, 7 of Part 4 of Text 1)

### UNIT - II (9)

**Economics:** Meaning and definition, Scope, Micro and Macro Economics, Methods of Economics, Laws of Economics

**Forms of Business Organization:** Sole Proprietor ship, Partnership firm- Types of Partners, Cooperative society, Joint Stock Company- Features, Types, Merits and demerits (Chapters 1, 2, 3, 4 of Part 2 of Text 1)

### UNIT - III (9)

**Double Entry System and Book Keeping:** Accounting concepts and conventions, Overview of accounting cycle, Journal- meaning, Journalizing, Ledger- Meaning, Ledger posting, Balancing; Cashbook (Single column), Preparation of Trial balance (Chapter 3, 4 of Text 2)

### UNIT - IV (9)

**Final Accounts:** Trading Account, profit and loss account and Balance Sheet with simple adjustments (Chapter5 of Text 2)

---

**Text Book:**

[1] Y.K. Bhushan, Fundamentals of Business Organization and Management, 20th ed. New Delhi: Sultan Chand & Sons, 2017. (Units 1,2)

[2] T. S. Grewal, S.C. Gupta, Introduction to Accountancy, 8th ed. New Delhi: Sultan Chand & Sons, 2014. (Units 3, 4)

Reference Books:

- [1] L. M. Prasad, Principles and Practice of Management, 9th ed. New Delhi: Sulthan Chand, 2016.  
[2] R.L.Gupta & V.K.Gupta, Principles and Practice of Accountancy, 14th ed. New Delhi: Sulthan Chand and Son, 2018.

**Course Learning Outcomes (COs):**

This course will develop student's knowledge in/on...

CO1: comprehend the basic concepts of management

CO2: distinguish between micro & macro economics and forms of business organizations

CO3: pass journal entries & post the minto ledgers

CO4: prepare profit & loss accounts and assess the financial position through the balance sheet

**Course Research Papers:** Research papers (Journal/Conference papers) relevant to the course content will be posted by the course faculty in Course Web page

**Course Case Study:** Case studies relevant to the course content will be posted by the course faculty in Course Web page

**Course Projects:** Course project is an independent project carried out by the student during the course period, under the supervision of course faculty. Course faculty will post few course projects titles in Course Web page. Students are encouraged to come up and experiment with the ideas that interest them

**Course Articulation Matrix (CAM): U18MH701 MANAGEMENT, ECONOMICS AND ACCOUNTANCY**

Course Outcomes	PO1	PO2	PO3	PO4	PO5	PO6	PO7	PO8	PO9	PO10	PO11	PO12	PSO1	PSO2	PSO3
CO1	U18MH701A.1								1	1	1	1	1		
CO2	U18MH701A.2								1	1	2	1	1		
CO3	U18MH701A.3								1	1	1	1	1		
CO4	U18MH701A.4								1	1	1	1	1		
	U18MH701								1	1	1.25	1	1		

## U18IN702A CYBER PHYSICAL SYSTEMS

**Class:** B.Tech. VII- Semester

**Branch:** Computer Science and Engineering(IoT)

**Teaching Scheme:**

L	T	P	C
3	-	-	3

**Examination Scheme:**

Continuous Internal Evaluation	40 Marks
End Semester Exam	60 Marks

**Course Learning Objectives (LOs):**

This course will develop student's knowledge in/on...

*LO1: basics of cyber physical system and synchronous models*

*LO2: safety requirements of cyber physical systems*

*LO3: asynchronous designs in cyber physical systems*

*LO4: cyber physical system applications and its security*

### **UNIT - I (9)**

**Cyber-Physical System (CPS):** Introduction, Emergence of CPS, CPS drivers, Key features of CPS- Reactive computation, Concurrency, Feedback control of the physical world, Real time computation, Safety critical application, Overview-Formal models, Specification and analysis, Model based design and case studies

**Synchronous Model:** Reactive components- Variables, Valuations, Expressions, Input, Output, States, Initialization, Update, Executions, Extended state machines, Properties of components- Finite state, Combinational, Even triggered, Non deterministic, Input enabled components, Task graphs and await dependencies, Composing components-Block diagrams, Input/output variable renaming, Parallel composition, Output hiding, Synchronous designs- Synchronous circuits, Cruise control System, Synchronous networks

### **UNIT - II (9)**

**Safety requirements:** Safety specifications- Invariants of transition systems, Role of requirements in system design, Safety monitors, Verifying invariants- Providing invariants, Automated invariant verification, Simulation based analysis, Enumerative search, Symbolic search

**Asynchronous Model:** Asynchronous processes- States, Inputs, Outputs and Internal actions, Executions, Extended state machines, Operations on processes, Safety requirements

### **UNIT - III (9)**

**Asynchronous Design Primitives:** Blocking and non-blocking synchronization, Deadlocks, Shared memory, Fairness assumptions, Asynchronous coordination protocols- Ledger election, Reliable transmission, Wait free consensus, Dynamical systems- Continuous time models, Linear systems, Design controllers, Analysis techniques, Time model- Time processes, Timing based protocol, Hybrid systems- Hybrid dynamical models, Designing hybrid systems

### **UNIT - IV (9)**

**Security of Cyber-Physical Systems:** Introduction, Basic techniques, Cyber security requirements, Attack model, Cyber and physical consequences, Counter measures, Advanced techniques, System theoretic approaches

**Overview of Cyber-Physical Systems Applications:** Introduction and Motivation, System description and operational scenarios, Key design drivers and quality attributes of health care and medical CPS, Grid and energy CPS and CPS built on wireless sensor networks

**Text Book:**

- [1] Rajeev Alur, *Principles of Cyber Physical Systems*, 2<sup>nd</sup> ed., London: MIT Press, 2015 (Chapters 1, 2, 3, 4, 6, 7, 9)
- [2] Raj Rajkumar, Dionisio de Niz and Mark Klein, *Cyber Physical Systems*, 1<sup>st</sup> ed., New Delhi: Addison-Wesley, 2017 (Chapters 1, 7)

**Reference Books:**

- [1] E. A. Lee and S. A. Seshia, *Introduction to Embedded Systems: A Cyber-Physical Systems Approach*, 2<sup>nd</sup> ed., New Delhi: PHI Learning, 2019
- [2] Fei Hu, *Cyber Physical Systems*, 1<sup>st</sup> ed., Florida: CRC Press, 2014

**Course Research Paper:** Research paper (indexed Journals/conference papers) relevant to the course content will be posted by the course faculty in CourseWeb page.

**Course Patent:** Patent relevant to the course content will be posted by the course faculty in CourseWeb page.

**Course Projects:** Course project is an independent project carried out by the student during the course period, under the supervision of course faculty. Course faculty will post few course project titles in CourseWeb page. Students are encouraged to come up and experiment with the ideas that interest them.

**Course Learning Outcomes (COs):**

On completion of this course, student's will be able to...

CO1: elaborate Cyber Physical Systems and its applications

CO2: analyze the safety requirements of Cyber Physical Systems and its models

CO3: analyze the Asynchronous design primitives in Cyber Physical Systems

CO4: analyze the applications of Cyber Physical Systems and apply the techniques to ensure security in CPS

Course Articulation Matrix (CAM): U18IN702A CYBER PHYSICAL SYSTEMS																
Course Outcomes	PO1	PO2	PO3	PO4	PO5	PO6	PO7	PO8	PO9	PO10	PO11	PO12	PSO1	PSO2	PSO3	
CO1 U18IN702A.1	2	2	1	1	1	-	-	1	1	1	-	1	1	1	1	
CO2 U18IN702A.2	2	2	1	1	1	-	-	1	1	1	-	1	1	1	1	
CO3 U18IN702A.3	2	2	1	1	1	-	-	1	1	1	-	1	1	1	1	
CO4 U18IN702A.4	2	2	1	1	1	-	-	1	1	1	-	1	1	1	1	
<b>U18IN702A</b>	2	2	1	1	1	-	-	1	1	1	-	1	1	1	1	

## U18IN702B BIG DATA ANALYTICS

**Class:** B. Tech. VII – Semester

**Branch:** Computer Science and Engineering(IoT)

<u>Teaching Scheme:</u>			
L	T	P	C
3	-	-	3

<u>Examination Scheme:</u>	
Continuous Internal Examination	40 marks
End Semester Examination	60 marks

### **Course Learning Objectives (LOs):**

This course will develop students' knowledge in/on...

*LO1: fundamental of big data platform and its technologies*

*LO2: optimize the apache hadoop, mapreduce and mongoDB*

*LO3: analyze the cassandra and hive*

*LO4: asses the pig and jasper reports*

### **UNIT-I (9)**

**Introduction to Digital & Big Data:** Types of digital data, Classification of digital data, Characteristics of data, Evolution of big data, Definition of big data, Challenges with big data, 3V's of Big data, Non definitional traits of Big Data - Business intelligence vs Big Data - Data warehouse and hadoop environment, Coexistence

**Big Data Analytics:** Classification of analytics, Data science, Terminologies in big data, CAP Theorem, BASE concept, Few top analytics tools

**The Big Data Technology Landscape:** NoSQL (Not Only SQL), Hadoop

### **UNIT-II (9)**

**Introduction to Hadoop:** History of hadoop, Hadoop overview, RDBMS vs hadoop, Distributed computing challenges, Use case of hadoop, Hadoop distributors, Hadoop distributed file system(HDFS), Processing data with hadoop, Managing resources and applications with hadoop YARN (Yet Another Resource Negotiator), Interacting with hadoop ecosystem

**Map Reduce:** Mapper, Reducer, Combiner, Partitioner, Searching, Sorting and Compression

**Mongo DB:** Terms used in RDBMS and mongoDB, Data types in mongoDB, mongoDB query language

### **UNIT-III (9)**

**Introduction to Cassandra:** Features of cassandra, CQL data types, CQLSH, Keyspaces, CRUD (Create, Read, Update, and Delete) operations, Collections, Using a counter, Time to live (TTL), Alter commands, Import and export, Querying system tables

**Introduction to Hive:** Hive architecture, Hive data types, Hive file format, Hive query language (HQL), RCFile implementation, SerDe, User defined function (UDF)

### **UNIT-IV (9)**

**Introduction to Pig:** Pig on hadoop, Use case for pig-ETL processing, Data types in pig, Running pig, Execution modes of pig, HDFS commands, Relational operators, Eval function, Complex data types, Piggy bank, User defined functions (UDF), Parameter substitution, Diagnostic operator, Word count example using pig, Pig vs hive

**Introduction to Jasper Reports:** Connecting to mongoDB NoSQL database, Connecting to cassandra NoSQL database

**Case Study:** Global innovation network and analysis (GINA)



### UNIT - II (9)

**Timer/Counter Operations:** Software-based approach, Hardware-based approach, Combined hardware-software-based approach

**Serial Mode of Data Transfer:** Serial transmission fundamentals, Standard interfaces, Universal serial bus, Infrared communication

**System Development and Development AIDS:** System development steps, Hardware design steps and debugging tools, Software design steps and development tools, Integrated hardware

### UNIT - III (9)

**Components of an RFID System:** Data, Tags, Antennas, Connectors, Cables, Readers, Encoder/printers for smart labels, Controllers, software

**Barcodes and RFID Tags:** RFID advantages over Bar codes, Introduction, Symbologies, Interfacing RFID with microcontroller

### UNIT - IV (9)

**Short Range RFID Applications:** Access control, Personal identification, Transportation ticketing, Blood, tissue and organ identification, Fleet management, Personal identification, Car body production, Passport security

**Long Range RFID Applications:** Supply chain management, Mail and shipping, Library management system, Food production control

#### **Text Books:**

1. Ajit Pal, *Microcontrollers- principles and applications*, 1<sup>st</sup>ed., New Delhi: Prenticehall of India, 2011(Chapter 1,2,3,4,5)
2. Dennis E. Brown, *RFID implementation*, 1<sup>st</sup>ed., New Delhi: Tata McGraw Hill, 2007 (Chapter 6 & 7)
3. Steven Shepard, *RFID: Radio frequency and Identification*, 1<sup>st</sup>ed., New Delhi: Tata McGraw Hill, 2004(Chapter 8 & 9)

**Course Research Paper:** Research paper (indexed Journals/conference papers) relevant to the course content will be posted by the course faculty in CourseWeb page.

**Course Patent:** Patent relevant to the course content will be posted by the course faculty in CourseWeb page.

**Course Projects:** Course project is an independent project carried out by the student during the course period, under the supervision of course faculty. Course faculty will post few course project titles in CourseWeb page. Students are encouraged to come up and experiment with the ideas that interest them.

#### **Course Learning Outcomes (COs):**

On completion of this course, student's will be able to...

CO1: analyse the architecture and data transfer techniques of microcontroller.

CO2: analyse the timer operations, serial mode and system development tools

CO3: examine the implementation of bar codes and RFID

CO4: develop the RFID and microcontroller based applications

Course Articulation Matrix (CAM): U18IN702C MICROCONTROLLERS AND RFID																
Course Outcomes	PO1	PO2	PO3	PO4	PO5	PO6	PO7	PO8	PO9	PO10	PO11	PO12	PSO1	PSO2	PSO3	
CO1	U18IN702C.1	2	2	2	2	2	-	-	1	1	1	-	1	1	1	
CO2	U18IN702C.2	2	2	2	2	2	-	-	1	1	1	-	1	2	2	
CO3	U18IN702C.3	2	2	2	2	2	-	-	1	1	1	-	1	2	2	
CO4	U18IN702C.4	2	2	2	2	2	-	-	1	1	1	-	1	2	2	
U18IN702C		2	2	2	2	2	-	-	1	1	1	-	1	1.75	1.75	

## U18IN703A EMBEDDED SYSTEM DESIGN

**Class:** B.Tech. VII- Semester

**Branch:** Computer Science and Engineering (IoT)

**Teaching Scheme:**

L	T	P	C
3	-	-	3

**Examination Scheme:**

Continuous Internal Evaluation	40 Marks
End Semester Exam	60 Marks

**Course Learning Objectives (LOs):**

This course will develop student's knowledge in/on...

LO1: fundamental concepts of embedded systems such as characteristics and quality attributes, need for embedded systems

LO2: typical embedded System structure with its components and the embedded firmware design

LO3: real time operating system based embedded system features

LO4: task communication, task synchronization with an embedded hardware design of ARM microcontroller

### **UNIT - I (9)**

**Introduction:** Introduction to embedded systems, Definition of embedded system, Embedded systems vs general computing systems, History of embedded systems, Classification, Major application areas, Purpose of embedded systems, Characteristics and quality attributes of embedded systems, Real time system's requirements, Real time issues, Interrupt latency

### **UNIT - II (9)**

**Typical Embedded System:** Core of the embedded system, General purpose and domain specific processors, ASICs, PLDs, Commercial Off-The-Shelf components (COTS), Memory, ROM, RAM, Memory according to the type of interface, Memory shadowing, Memory selection for embedded systems, Sensors and actuators, Communication interface, Onboard and external communication interfaces

**Embedded Firmware:** Reset circuit, Brown-out protection circuit, Oscillator unit, Real time clock, Watchdog timer, Embedded firmware design approaches and development languages

### **UNIT - III (9)**

**RTOS based Embedded System Design:** Operating system basics, Types of operating systems, Need of RTOS in embedded system software, Foreground/Background systems, Tasks, Process and threads, Multiprocessing and multitasking, Task scheduling, Context switching, IPC, Scheduler policies, Architecture of kernel, Task scheduler, ISR, Semaphores, Mailbox, Message queues, Pipes, Events, Timers, Memory management, RTOS services in contrast with traditional OS

### **UNIT - IV (9)**

**Task Communication:** Shared memory, Message passing, Remote procedure call and sockets.

**Task Synchronization:** Task communication/synchronization issues, Task synchronization techniques, Device drivers, Methods to choose an RTOS

**Embedded Hardware and Design:** Introduction to ARM-v7-M (Cortex-M3), ARM-v7-R (CortexR4)

---

**Text Book:**

[1] Shibu K.V, *Introduction to Embedded Systems*, 1<sup>st</sup> ed., New York: Mc Graw Hill, 2009 (Chapters 1 to 10)

[2] Jonathan W Valvano, *Embedded Systems: Introduction to Arm(r) Cortex(tm)-M Microcontrollers*, 5<sup>th</sup> ed., California: Createspace Independent Publishing Platform, 2014 (Chapter 3)

**Reference Books:**

[1] Raj Kamal, *Embedded Systems*, 2<sup>nd</sup> ed., New Delhi: Mc Graw Hill, 2008.

- [2] Frank Vahid, Tony Givargis, John Wiley, *Embedded System Design*, 1<sup>st</sup> ed., California: Wiley, 2002.  
 [3] Lyla, *Embedded Systems*, 1<sup>st</sup> Ed., New Delhi: Pearson, 2013.  
 [4] David E. Simon, *An Embedded Software Primer*, 1<sup>st</sup> ed., New Delhi: Pearson, 2002.

**Course Research Paper:** Research paper (indexed Journals/conference papers) relevant to the course content will be posted by the course faculty in CourseWeb page.

**Course Patent:** Patent relevant to the course content will be posted by the course faculty in CourseWeb page.

**Course Projects:** Course project is an independent project carried out by the student during the course period, under the supervision of course faculty. Course faculty will post few course project titles in CourseWeb page. Students are encouraged to come up and experiment with the ideas that interest them.

**Course Learning Outcomes (COs):**

On completion of this course, student's will be able to...

CO1: analyze embedded systems design paradigms, architectures, possibilities and challenges

CO2: examine the components of embedded system, communication system, embedded firmware

CO3: examine the role of real time operating systems in embedded systems

CO4: evaluate the Correlation between task synchronization and latency issues and examine the hardware design of ARM

Course Articulation Matrix (CAM):U18IN703AEMBEDDED SYSTEMS DESIGN																
Course Outcomes	PO1	PO2	PO3	PO4	PO5	PO6	PO7	PO8	PO9	PO10	PO11	PO12	PSO1	PSO2	PSO3	
CO1 U18IN703A.1	2	2	2	2	1	-	-	1	1	1	-	1	2	2	2	
CO2 U18IN703A.2	2	2	2	2	1	-	-	1	1	1	-	1	2	2	2	
CO3 U18IN703A.3	2	2	2	2	1	-	-	1	1	1	-	1	2	2	2	
CO4 U18IN703A.4	2	2	2	2	1	-	-	1	1	1	-	1	2	2	2	
<b>U18IN703A</b>	<b>2</b>	<b>2</b>	<b>2</b>	<b>2</b>	<b>1</b>	<b>-</b>	<b>-</b>	<b>1</b>	<b>1</b>	<b>1</b>	<b>-</b>	<b>1</b>	<b>2</b>	<b>2</b>	<b>2</b>	

## U18IN703B AUGMENTED REALITY AND VIRTUAL REALITY

**Class:** B.Tech. VII- Semester

**Branch:** Computer Science and Engineering (IoT)

### Teaching Scheme:

L	T	P	C
3	-	-	3

### Examination Scheme:

Continuous Internal Evaluation	40 Marks
End Semester Exam	60 Marks

### Course Learning Objectives (LOs):

This course will develop students' knowledge in/on

*LO1: fundamentals computer vision, computer graphics, and human-computer interaction techniques of Augmented Reality and Virtual Reality.*

*LO2: virtual environment and Geometric modelling techniques*

*LO3: augmented and Virtual reality technologies*

*LO4: uses of hardware and software reality systems and applications*

### UNIT - I(9)

**Extended Reality:** Introduction, Classification of extended reality

**Virtual Reality (VR):** Introduction, Components of a VR system, Input devices: 3D position trackers, Navigation and manipulation interfaces, Gesture interfaces. Output devices: Graphic displays, Sound displays, Haptic feedback

**Computing Architectures for VR:** The rendering pipeline, PC graphics architecture, Workstation-based architecture, and Distributed VR architectures

### UNIT - II(9)

**VR Modeling:** Geometric modeling, Kinematic modeling, Physical modeling, Behavior modeling, Model management

**Human Factors in VR:** Methodology and terminology, User performance studies, VR health and safety issues, VR and society, VR tools, Traditional and emerging VR applications

### UNIT - III(9)

**Augmented Reality (AR):** Taxonomy, Technology and features of augmented reality, AR vs VR, Requirements and characteristics, Coordinate systems, Characteristics of tracking technology, Stationary tracking systems, Mobile sensors, Optical tracking, Sensor fusion

**Computer vision for Augmented Reality:** Marker tracking, Multiple-camera infrared tracking, Natural feature tracking by detection, Incremental tracking, Outdoor tracking

### UNIT - IV(9)

**Visual Coherence:** Photometric registration, Common illumination, Diminished reality, Camera simulation, Situated visualization, Annotation and labeling, X-ray visualization, Spatial manipulation, Information filtering

**Navigation:** Foundations of human navigation, Properties of collaboration systems, Software architectures, AR applications requirements, Software engineering requirements, Case studies on distributed object systems and dataflow

---

### Text Books:

[1] Grigore C. Burdea and P. Coffet, *Virtual Reality Technology*, 2<sup>nd</sup> ed., New Jersey: Wiley-IEEE Press, 2003/2006 (Chapters 1 to 5 and 7,8)

[2] Schmalstieg D., Hollerer T., *Augmented Reality: Principles & Practice*. 1<sup>st</sup> ed., Boston: Addison-Wesley, 2016(Chapters 1,3,4,6 and 11 to 13)

**Reference Books:**

- [1] Craig, A. B., *Understanding Augmented Reality, Concepts and Applications*, 1<sup>st</sup> ed., San Francisco: Morgan Kaufmann, 2013
- [2] Craig, A. B., Sherman, W. R., Will, J. D., *Developing Virtual Reality Applications, Foundations of Effective Design*, 1<sup>st</sup> ed., San Francisco: Morgan Kaufmann, 2009
- [3] John Vince, J., *Virtual Reality Systems*, 1<sup>st</sup> ed., New York: Pearson, 2002

**Other Resources:**

- [1] *Virtual Reality*, IIT Madras, Prof Steven LaValle, <https://nptel.ac.in/courses/106106138>
- [2] *Virtual Reality Specialization*, <https://www.coursera.org/learn/introduction-virtual-reality>
- [3] *Introduction to Augmented Reality and AR Core*, <https://www.coursera.org/learn/ar>

**Course Research Papers:** Research paper (Indexed journal/conference papers) relevant to the course content by the course faculty in CourseWeb page. Students have to write a two-page summary on CRP and submit as part of special assignment.

**Course Patents:** Patent relevant to the course content will be posted by the course faculty in Course Web page. Students have to write a two-page summary on CP and submit as part of special assignment.

**Course Projects:** Course project is an independent project carried out by the student during the course period, the supervision of course faculty. Course faculty will post few course projects titles in Course Webpage. Students are encouraged to come up and experiment with the ideas that interest them

**Course Learning Outcomes (COs):**

After completion of this course, students will be able to

CO1: understand the fundamentals of computer vision, computer graphics and human-computer interaction techniques of augmented and virtual reality.

CO2: understand the Virtual environment and Geometric modeling techniques

CO3: analyse and Evaluate Augmented and Virtual reality technologies

CO4: apply different Hardware and software tools of Augmented/Virtual Reality systems for various applications.

Course Articulation Matrix (CAM): U18IN703B AUGMENTED REALITY AND VIRTUAL REALITY																
Course Outcomes		PO1	PO2	PO3	PO4	PO5	PO6	PO7	PO8	PO9	PO10	PO11	PO12	PSO1	PSO2	PSO3
CO1	U18IN703B.1	2	2	2	2	1	-	-	1	1	1	-	1	2	2	2
CO2	U18IN703B.2	2	2	2	2	1	-	-	1	1	1	-	1	2	2	2
CO3	U18IN703B.3	2	2	2	2	1	-	-	1	1	1	-	2	2	2	2
CO4	U18IN703B.4	2	2	2	2	1	-	-	1	1	1	-	2	2	2	2
U18IN703B		2	2	2	2	1	-	-	1	1	1	-	1.5	2	2	2

## U18IN703C NARROW BAND IOT

**Class:** B.Tech. VII- Semester

**Branch:** Computer Science and Engineering(IoT)

**Teaching Scheme:**

L	T	P	C
3	-	-	3

**Examination Scheme:**

Continuous Internal Evaluation	40 Marks
End Semester Exam	60 Marks

**Course Learning Objectives (LOs):**

This course will develop student's knowledge in/on...

LO1: different aspects of NB-IoT and provides necessary details about the new 5G LTE NB-IoT technology

LO2: fundamentals of LTE, NB-IoT devices, and their requirements and applications

LO3: core 3GPP protocol stack of NB-IoT and RRC, PDCP, RLC, MAC, PHY sub layers

LO4: use cases and deployment recommendations for NB-IoT networks and devices

### **UNIT - I (9)**

**Introduction:** LTE history, 5G narrowband internet of things, NB-IoT applications and scenarios, Massive number of low-throughput devices NB-IoT devices, Longer battery lifetime, Low latency and data reporting, NB-IoT modes of operation, LoRa vs NB-IoT

**Radio Resource Control Sublayer:** Radio resource control sub layer capability, Signaling and data radio bearer, RRC modes of operation, eNode B identities, RRC PDU format, UE behavior in IDLE mode

### **UNIT - II (9)**

**RRC Procedures and Behavior in Connected Mode:** Master information block, System information block type 1, Other system information block, System information modification period, Logical channels, Multicarrier support, Control plane and data plane cellular IoT

**Packet Data Convergence Protocol Sublayer:** PDCP architecture, RRC configuration parameters, PDCP entity, Ciphering and deciphering, Integrity protection and verification, Header compression and decompression, PDCP transmission, PDCP reception

### **UNIT - III (9)**

**Radio Link Control Sublayer:** RLC architecture, RRC configuration parameters, RLC entity, RLC PDU format, RLC transmission and reception

**Medium Access Control Sublayer:** MAC architecture, RRC configuration parameters, MAC procedures, Data transfer, Discontinuous reception, MAC PDU assembly and multiplexing

### **UNIT - IV (9)**

**Physical Sublayer:** RRC configuration parameters, FDD frame structure, Channel frequency band, Carrier frequency, Downlink and uplink channel frequency separation, Carrier frequency raster, Channel and transmission bandwidth, Mapping of physical channels, Physical cell ID, Downlink physical channels and structure, Uplink physical channels and structure, PHY sublayer data rate

**Use Cases and Deployment:** NB-IoT devices, Smart parking, Smart city, Smart home, NB-IoT Baseline deployment, Mobile operator deployment

---

**Text Book:**

[1] Hossam Fattah, *5G LTE Narrowband Internet of Things (NB-IoT)*, 1<sup>st</sup> ed., New York: Taylor & Francis, 2018. (Chapters 1 to 8)

**Reference Books:**

- [1] Kersten Heins, *NB-IoT Use Cases and Devices*, 1<sup>st</sup> ed., Switzerland: Springer Nature, 2022.  
 [2] GSM Association, *NB-IoT Deployment Guide to Basic Feature set Requirements*, 1<sup>st</sup> ed., USA: GSM Association, 2019.

**Course Research Paper:** Research paper (indexed Journals/conference papers) relevant to the course content will be posted by the course faculty in CourseWeb page.

**Course Patent:** Patent relevant to the course content will be posted by the course faculty in CourseWeb page.

**Course Projects:** Course project is an independent project carried out by the student during the course period, under the supervision of course faculty. Course faculty will post few course project titles in CourseWeb page. Students are encouraged to come up and experiment with the ideas that interest them.

**Course Learning Outcomes (COs):**

On completion of this course, student's will be able to...

CO1: apply the NB-IoT to enable a world of digital connectivity in home, city, and building

CO2: identify the NB-IoT devices, and their requirements and applications

CO3: analyze signaling message during transmit and receive in RRC, PDCP, RLC, MAC and PHY sub layers

CO4: implementation of NB-IoT applications in Modern and smart cities

Course Articulation Matrix (CAM): U18IN703C NARROW BAND IOT																
Course Outcomes		PO1	PO2	PO3	PO4	PO5	PO6	PO7	PO8	PO9	PO10	PO11	PO12	PSO1	PSO2	PSO3
CO1	U18IN703C.1	2	2	2	2	2	-	-	1	1	1	-	1	2	2	2
CO2	U18IN703C.2	2	2	2	2	2	-	-	1	1	1	-	3	2	2	2
CO3	U18IN703C.3	2	2	2	2	2	-	-	1	1	1	-	3	2	2	2
CO4	U18IN703C.4	2	2	2	2	2	-	-	1	1	1	-	3	2	2	2
<b>U18IN703C</b>		<b>2</b>	<b>2</b>	<b>2</b>	<b>2</b>	<b>2</b>	<b>-</b>	<b>-</b>	<b>1</b>	<b>1</b>	<b>1</b>	<b>-</b>	<b>2.5</b>	<b>2</b>	<b>2</b>	<b>2</b>

## U18IN704 PRIVACY AND SECURITY IN IOT

**Class:** B.Tech. VII- Semester

**Branch:** Computer Science and Engineering (IoT)

**Teaching Scheme:**

L	T	P	C
3	1	-	4

**Examination Scheme:**

Continuous Internal Evaluation	40 Marks
End Semester Exam	60 Marks

**Course Learning Objectives (LOs):**

This course will develop student's knowledge in/on...

*LO1: fundamental concepts of threats and attacks in IoT*

*LO2: malware propagation and control in internet of things, privacy preservation data dissemination in IoT*

*LO3: emerging architecture model of IoT security and privacy*

*LO4: privacy-preserving time series data aggregation for internet of things and security protocols*

### **UNIT - I (9+3)**

**Threats in IoT:** Introduction, Phases of IoT system, Interconnections of Threats (IoT vs. IoT), Phase attacks and attacks as per architecture

**Attack, Defense, and Network Robustness of Internet of Things:** Centrality attacks, Network resilience, and topological defense scheme, Game theoretic analysis of network robustness and Fusion based defense scheme and sequential defense scheme

### **UNIT - II (9+3)**

**Malware Propagation and Control in Internet of Things:** Introduction, Malware schemes in IoT, Modeling malware dynamics from the individual viewpoint, Modeling malware dynamics from the network viewpoint, Optimal control of malware

**Privacy Preservation Data Dissemination:** Network model, Threat model, Privacy scope, Motivation for privacy and availability definition, Uncertainty and information states, Evaluation criteria, SPG based data dissemination and experiment validation

### **UNIT - III (9+3)**

**Architecture Model for IoT Security and Privacy:** Current technologies limitations and emerging solutions for IoT, Introducing NG as an IoT architecture

**Preventing Unauthorized Access to Sensor Data:** Bargaining based dynamic game model for cooperative authentication, Analysis of dynamic game model for cooperative authentication

**Computational Security for the IoT:** Characterizing complex systems, Computational tools for complex systems

### **UNIT - IV (9+3)**

**Privacy-Preserving Time Series Data Aggregation for Internet of Things:** Introduction, Models and design goals, Time series data aggregation scheme, Security analysis, performance evaluation

**Security Protocols for IoT Access Networks:** Introduction, Cryptography, Secure sockets layer, Transport layer security, Digital signatures, Time based secure key generation and Renewal security access algorithms for unidirectional data transmissions, Security access algorithms for bidirectional data transmission, Cognitive security

---

**Text Book:**

[1] Fei Hu, *Security and Privacy in Internet of Things (IoTs): Models, Algorithms, and Implementations*, 1<sup>st</sup> ed., New York: CRC Press, 2016.(Chapter 1 to 4, 6,11 to 12,14,15,17)



**Reference Books:**

- [1] Syed Rameem Zahra and Mohammad Ahsan Chishti: *Security and Privacy in the Internet of Things*, 1<sup>st</sup> ed., New York: CRC Press, 2021.
- [2] Vijay Madiseti and Arshdeep Bahga, *Internet of Things (A Hands-on-Approach)*, 1<sup>st</sup> ed., New Delhi: Orient Blackswan Private Limited, 2015.
- [3] Md Husamuddin, Mohammed Qayyum, *Internet of Things: A study on security and privacy threats*, 2017 2<sup>nd</sup> International Conference on Anti-Cyber Crimes (ICACC).
- [4] Muhammad Aqeel, Fahad Ali, Muhammad Waseem Iqbal, Toqir A. Rana, Muhammad Arif and Md. Rabiul Auwul, *A Review of Security and Privacy Concerns in the Internet of Things (IoT)*, Hindawi Journal of Sensors Volume 2022.

**Course Research Paper:** Research paper (indexed Journals/conference papers) relevant to the course content will be posted by the course faculty in CourseWeb page.

**Course Patent:** Patent relevant to the course content will be posted by the course faculty in CourseWeb page.

**Course Projects:** Course project is an independent project carried out by the student during the course period, under the supervision of course faculty. Course faculty will post few course project titles in CourseWeb page. Students are encouraged to come up and experiment with the ideas that interest them.

**Course Learning Outcomes (COs):**

On completion of this course, student's will be able to...

CO1: analyze the concepts of threats and attacks in IoT

CO2: identify and examine the malware propagation and privacy preservation data dissemination in IoT

CO3: analyze architecture model of IoT security and privacy, preventing unauthorized access to sensor data

CO4: analyze security protocols and time series data aggregation for IoT

Course Articulation Matrix (CAM):U18IN704 PRIVACY AND SECURITY IN IOT																
Course Outcomes	PO1	PO2	PO3	PO4	PO5	PO6	PO7	PO8	PO9	PO10	PO11	PO12	PSO1	PSO2	PSO3	
CO1 U18IN704.1	2	2	2	2	1	-	-	1	1	1	-	2	2	2	2	
CO2 U18IN704.2	2	2	2	2	1	-	-	1	1	1	-	2	2	2	2	
CO3 U18IN704.3	2	2	2	2	1	-	-	1	1	1	-	2	2	2	2	
CO4 U18IN704.4	2	2	2	2	1	-	-	1	1	1	-	2	2	2	2	
<b>U18IN704</b>	<b>2</b>	<b>2</b>	<b>2</b>	<b>2</b>	<b>1</b>	<b>-</b>	<b>-</b>	<b>1</b>	<b>1</b>	<b>1</b>	<b>-</b>	<b>2</b>	<b>2</b>	<b>2</b>	<b>2</b>	

## U18IN705 IOT TESTING TOOLS LABORATORY

**Class:** B.Tech. VII- Semester

**Branch:** Computer Science and Engineering (IoT)

**Teaching Scheme:**

L	T	P	C
-	-	2	1

**Examination Scheme:**

Continuous Internal Evaluation	40 Marks
End Semester Exam	60 Marks

**Course Learning Objectives (LOs):**

This course will develop student's knowledge in / on...

LO1: fundamentals of Contiki OS on various IoT protocols

LO2: implementing Contiki OS commands

LO3: various broader router implementations with wireless sensor networks

LO4: various motes implementation in virtual machines

### List of Experiments

#### **Experiment-I:**

1. Introduction to Contiki OS - An operating system and framework for IoT-Installation
2. Demonstration of virtual box

#### **Experiment-II**

1. Introduction to Contiki OS commands

#### **Experiment-III**

1. Design a wireless sensor network that generates the data, transmits the data through internet and stores into IoT Cloud. Implementation of virtual sensor in Contiki NG OS Implementation of Three sensors namely temperature, humidity, and pressure sensor in contiki NG OS.

#### **Experiment-IV**

1. Design an IoT Network that consists of three RPL Border Router. Each RPL Border Router has two different edge network and each RPL Border Router is used to connect a regular IP network with a RPL 6LoWPAN edge network. To perform this activity, create a network topology of 50 Nodes and establish the connection between them. Display the data and visualize the data using MicaZ, Sky, Trxeb1120 and Trxeb2520 motes.

#### **Experiment-V**

1. Design an IoT Network that consists of three RPL Border Router. Each RPL Border Router has two different edge network and each RPL Border Router is used to connect a regular IP network with a RPL 6LoWPAN edge network. To perform this activity create a network topology of 50 Nodes and establish the connection between them. Display the data and visualise the data using cc430, ESB, eth11, Exp2420 and Exp1101 motes.

### **Experiment-VI**

1. Design an IoT Network that consists of three RPL Border Router. Each RPL Border Router has two different edge network and each RPL Border Router is used to connect a regular IP network with a RPL 6LoWPAN edge network. To perform this activity create a network topology of 50 Nodes and establish the connection between them. Display the data and visualise the data using Z1 mote.

### **Experiment-VII**

1. Design an MQTT-SN that exchanges the messages between the node and the broker of the network. Create a simulation with a RPL Border Router device to connect a regular IP network with a MQTT-SN network. To perform this activity create a network topology of 50 Nodes and establish the connection between them. Display the data and visualize the data (Hint: Contiki OS, Cooja Emulator, and Wireshark) using Z1 motes.

### **Experiment-VIII**

1. Design an MQTT-SN that exchanges the messages between the node and the broker of the network. Create a simulation with a RPL Border Router device to connect a regular IP network with a MQTT-SN network. To perform this activity create a network topology of 50 Nodes and establish the connection between them. Display the data and visualize the data (Hint: Contiki OS, Cooja Emulator, and Wireshark) using Sky mote

### **Experiment-IX**

1. Design a Wireless Sensor network that generates the data, transmit the data through internet and stores into IoT Cloud. To perform this activity create a network topology of 10 Nodes and establish the connection between them, Display the data and visualize the data (Hint: Contiki OS, Cooja Emulator, and Ubidots).

### **Experiment-X**

1. Design an IoT Network that consists of three RPL Border Router. Each RPL Border Router has two different edge network and each RPL Border Router is used to connect a regular IP network with a RPL 6LoWPAN edge network. Store the generated data from the edges devices into IoT Cloud. To perform this activity create a network topology of 10 Nodes and establish the connection between them, Display the data and visualize the data You can pause the simulation and examine the packets and console output at your own pace, simply click the Pause button at the Simulation Control panel. When you are done click Restart. (Hint: Contiki OS, Cooja Emulator, and Ubidots; Use Web-Sense Motes).

### **Experiment-XI**

1. Design an IoT Network that consists of three RPL Border Router. Each RPL Border Router has two different edge networks and each RPL Border Router is used to connect a regular IP network with a RPL 6LoWPAN edge network. Store the generated data from the edges devices into IoT Cloud. To perform this activity create a network topology of 10 Nodes and establish the connection between them, Display the data and visualize the data You can

pause the simulation and examine the packets and console output at your own pace, simply click the Pause button at the Simulation Control panel. When you are done click Restart. (Hint: Contiki OS, Cooja Emulator, and Ubidots; Use Sky Motes).

### Experiment-XII

1. Constrained Application Protocol (CoAP) is a lightweight http protocol that reads and controls the sensors deployed for IoT. It has actions like get, post, put, delete, observe, discover. This coap can be accessed similar like http, For ex: to access a particular mote (Sensor) with IPv6 like coap://[aaaa::212:7402:2:202] The above line will fetch the sensor boards peripherals and one can control from the browser itself. Firefox has a Cu plugin to enable CoAP within the browser. CoAP is already available for all the devices like IOS, Android, Windows, Linux, Mac, etc, Constrained application monitoring in medical applications using CoAthat reads and controls the sensors deployed for IoT. It has actions like get, post, put, delete, observe, discover.

### Laboratory Manual:

[1] *IOT Testing Tools Laboratory Manual*, Dept. of CSE (AI & ML), KITSW.

#### Text Books:

- [1] Dunkels, B. Gronvall and T. Voigt, "Contiki - a lightweight and flexible operating system for tiny networked sensors," 29th Annual IEEE International Conference on Local Computer Networks, Tampa, FL, USA, 2004, pp. 455-462, doi: 10.1109/LCN.2004.38.
- [2] Contiki OS- An Operating system and framework for IOT 2014- T S Pradeep kumar.
- [3] Cooja Simulator Manual-2016 by Craig Thomson - Available Online  
[https://www.researchgate.net/publication/304572240\\_Cooja\\_Simulator\\_Manual](https://www.researchgate.net/publication/304572240_Cooja_Simulator_Manual)

#### References:

- [1] George Oikonomou, Simon Duquennoy, AtisElsts, Joakim Eriksson, Yasuyuki Tanaka, Nicolas Tsiftes, The Contiki-NG open source operating system for next generation IoT devices, *SoftwareX*, Volume 18, 2022, 101089.

On completion of this course, students will be able to...

CO1: examine the Contiki OS installation

CO2: analyze Contiki OS commands

CO3: apply various broader router implementations with wireless sensor networks

CO4: apply various motes implementation in virtual machines

Course Articulation Matrix (CAM):U18IN705 IOT TESTING TOOLS LABORATORY																
Course Outcomes	PO1	PO2	PO3	PO4	PO5	PO6	PO7	PO8	PO9	PO10	PO11	PO12	PSO1	PSO2	PSO3	
CO1	U18IN705.1	2	2	2	2	1	-	-	1	1	1	-	2	2	2	
CO2	U18IN705.2	2	2	2	2	1	-	-	1	1	1	-	2	2	2	
CO3	U18IN705.3	2	2	2	2	1	-	-	1	1	1	-	2	2	2	
CO4	U18IN705.4	2	2	2	2	1	-	-	1	1	1	-	2	2	2	
<b>U18IN705</b>		<b>2</b>	<b>2</b>	<b>2</b>	<b>2</b>	<b>1</b>	<b>-</b>	<b>-</b>	<b>1</b>	<b>1</b>	<b>1</b>	<b>-</b>	<b>2</b>	<b>2</b>	<b>2</b>	

## U18IN706 MOBILE APPLICATION DEVELOPMENT LABORATORY

**Class:** B.Tech. VII- Semester

**Branch:** Computer Science and Engineering (IoT)

**Teaching Scheme:**

L	T	P	C
-	-	2	1

**Examination Scheme:**

Continuous Internal Evaluation	40 Marks
End Semester Exam	60 Marks

**Course Learning Objectives (LOs):**

This laboratory course will develop student's knowledge in/on...

*LO1: implementation of Android application development tool installation and configuration*

*LO2: android platform user interface design*

*LO3: the concepts related to events, saving state information*

*LO4: aspects of mobile application development and resource constraints*

### List of Experiments

#### **Experiment-I**

1. (a) To study Android architecture and android studio installation  
(b) Develop an application to display "Hello World"

#### **Experiment-II**

1. Write an Android application program that demonstrates the following:
  - (a) Linear Layout
  - (b) Relative Layout
  - (c) Table Layout
  - (d) Grid view Layout

#### **Experiment-III**

1. (a) Develop an application that uses GUI components (Font colors)  
(b) Write an Android application program that converts the temperature in Celsius to Fahrenheit

#### **Experiment-IV**

1. Create an application with login module (Check username and password) to understand Activity, Intent

#### **Experiment-V**

1. Design simple calculator GUI application with activity and intents

#### **Experiment-VI**

1. Develop an application that makes use of RSS Feed

#### **Experiment-VII**

1. Design an application that draws basic line based drawings on the screen

#### **Experiment-VIII**

1. Develop an application that implements Multi-threading

#### **Experiment-IX**

1. Create an android app that makes use of Database (SQLite)

**Experiment-X**

1. Develop a native application that uses GPS location information

**Experiment-XI**

1. Design an application that writes data to the external card

**Experiment-XII**

1. Develop an android application that creates alarm clock

**Laboratory Manual:**

- [1] *Mobile Application Development Laboratory Manual*, Dept. of CSN, KITS Warangal.

**Reference Books:**

- [1] Jeff McHerter, Scott Gowell, *Professional Mobile Application Development*, 1<sup>st</sup> ed., New York: Wiley India Private Limited, 2012.  
 [2] RetoMeier, *Professional Android 4 Application Development*, 1<sup>st</sup> ed., New York: Wiley Publications, 2012.

**Course Learning Outcomes (COs):**

*On completion of this laboratory course, students will be able to...*

CO1: Install and configure Android application development tools.

CO2: Design and develop user Interfaces for the Android platform.

CO3: Save state information across important operating system events.

CO4: Apply programming concepts to development mobile application.

<b>Course Articulation Matrix (CAM): U18IN706 MOBILE APPLICATION DEVELOPMENT LABORATORY</b>																
CO/PO/PSO		PO1	PO2	PO3	PO4	PO5	PO6	PO7	PO8	PO9	PO10	PO11	PO12	PSO1	PSO2	PSO3
CO1	U18IN706.1	1	2	2	1	-	-	-	-	-	1	-	1	2	1	2
CO2	U18IN706.2	1	2	2	1	-	-	-	-	-	1	-	1	2	1	2
CO3	U18IN706.3	1	2	2	1	2	-	-	-	-	1	1	1	2	1	2
CO4	U18 IN706.4	1	2	2	1	2	-	-	-	-	1	1	1	2	1	2
<b>U18IN706</b>		1	2	2	1	2	-	-	-	-	1	1	1	2	1	2

### U18IN707 MAJOR PROJECT WORK PHASE-I

**Class:** B.Tech. VII - Semester

**Branch:** Computer Science and Engineering (IoT)

**Teaching Scheme:**

**Examination Scheme:**

L	T	P	C
-	-	6	3

Continuous Internal Evaluation	100 marks
End Semester Examination	--

**Course Learning Objectives (LOs):**

The major project work will develop students' knowledge on / in...

LO1: *real-world complex engineering problems, literature review, problem formulation; and experimental and data analysis techniques*

LO2: *design/development of solutions to real-world engineering problems; conduct of investigations of complex problems; modern tool usage to design, build and test a prototype; impact of solution in society, environment and sustainability contexts*

LO3: *ethics, team work and project management skills such as budgeting, scheduling*

LO4: *oral, written and multimedia communication skills; self-directed independent learning and life-long learning*

1. Final Year Major Project work represents the culmination of study towards the B. Tech degree. *Major project offers an opportunity to integrate the knowledge acquired from various courses and apply it to solve real-world complex engineering problems.* The **student learning assessment process** (SLAP) shall include good number of presentations, demonstration of work undertaken, submission of a project report, writing project paper in scientific journal style & format, preparing project poster and creating video pitch on the complete project work.
2. Activities of major project SLAP shall be planned in such a way to ensure that the students acquire the essential knowledge, skills and qualities (KSQ) of a professional engineer.
3. **Team work:** Major project work is a team work.
  - i. The students of a project team shall work together to achieve a common objective.
  - ii. Every student of a project team is expected to function effectively as an individual, and also with others as a team member in an ecosystem of team having knowledge diversity, gender diversity, social and cultural diversity among its members.
4. **Two phases:** Major project work shall be carried out in two phases. Nearly 50 - 75% of the proposed work to be completed in 7th semester as *Phase-I* and the remaining work to be continued and completed in 8th semester as *Phase-II*.
5. Every student is expected to put approximately **72 hours of work** into the major project *phase-I* course over the 12 weeks of 7th semester.
6. **Major project work Phase-I: 7th semester**
  - (i) The HoD shall constitute the *department project evaluation committee (DPEC)* with following composition

Department project evaluation committee (DPEC)	
HoD	Chairman
Senior Faculty	Convener
Coordinator(s)	Section - wise coordinator(s) <i>One coordinator for each section</i>
Three Faculty members	Section-wise faculty members <i>three faculty members for each section representing various socializations. (Five specializations will be covered including the coordinator's and Convener's)</i>

- (ii) **Major project allotment to students during last working week of 6<sup>th</sup> semester:**
- (a) **First / Second week of 6<sup>th</sup> Semester:** The process shall be initiated during the first / second week of 6<sup>th</sup> semester by collecting project titles from the department faculty research groups, on offering innovative ideas/solutions for engineering problems.
  - (b) **MSE-I period of 6<sup>th</sup> Semester - Notifying project titles:** The finalized project titles shall be notified to students during the MSE-I period of 6<sup>th</sup> semester and student teams shall be allowed to exercise their options on titles that interest them.
  - (c) **Last working week of 6<sup>th</sup> Semester – Allotment of titles and supervisors to project teams:** The project title allotment to major project teams shall be completed before the last day of instruction of 6<sup>th</sup> semester
  - (d) **6<sup>th</sup> semester summer break - Literature review:** This 6<sup>th</sup> semester schedule enables students to complete literature review, preliminary simulations / investigations / experimentation during 6<sup>th</sup> semester summer break and *start the work from day-one in 7<sup>th</sup> semester*
  - (e) **Registration Presentation - Notifying the tentative dates:** The major project teams are expected to give registration presentation during second / third week from the commencement of 7<sup>th</sup> semester. The tentative dates for conducting the registration presentation shall be notified at the time of releasing the circular on allotted project title and project supervisors, as indicated in (c) above. This enables student teams to plan the work accordingly during summer break, to complete the literature review, preliminary simulations / investigations and get ready for informative, confident and comfortable presentations on their project work.
- (iii) **The convener DPEC shall notify, during MSE-I period of 6<sup>th</sup> semester, the list of implementable project titles offered by the faculty of different research groups of the department**
- (a) Project titles shall come with the following details to be made available to students on dept webpage and notice boards, facilitating students to select problems that interest them.
    - i. abstract
    - ii. deliverables / outcomes
    - iii. knowledge and skills required to complete the project
    - iv. resources required
    - v. one of the deliverables shall be writing a technical paper out of the major project work done for submission to a reputed non-predatory conference/non-paid peer reviewed journal
  - (iv) **The major project teams, finalized by the convener DPEC, shall be allowed to exercise their options on the titles that interest them from the notified list**
  - (v) **Project supervisor allotment:** The convener DPEC shall allot, during the last week of 6<sup>th</sup> semester, the faculty supervisors to all project teams
    - (a) The project supervisors shall
      - i. **define project objectives and expected deliverables**
      - ii. **help the students plan their project work and timeline**
      - iii. **provide enough resources for successful project completion**
  - (vi) **The faculty supervisors are expected to provide guidance to project teams on**
    - (a) *Knowledge, skills and qualities (KSQ) to be acquired* to propose solutions to the identified real-world problems
    - (b) *Problem analysis* - to identify, formulate, review research literature, and analyze complex engineering problems reaching substantiated conclusions using first principles of mathematics, natural sciences, and engineering sciences
    - (c) *Applying engineering knowledge* - to apply the knowledge of mathematics, science, engineering



fundamentals, and an engineering specialization to the solution of complex engineering problems  
(d) *Design/development of solutions* - to design solutions for complex engineering problems and design system components or processes that meet the specified needs with appropriate consideration for the public health and safety, and the cultural, societal, and environmental Considerations

(e) *Conduct investigations of complex problems* - to use research-based knowledge and research methods including design of experiments, analysis and interpretation of data, and synthesis of the information to provide valid conclusions

(f) *Modern tool usage* - to create, select, and apply appropriate techniques, resources, and modern engineering and IT tools including prediction and modeling to complex engineering activities with an understanding of the limitations

(g) *Engineering and society* - to apply reasoning informed by the contextual knowledge to assess societal, health, safety, legal and cultural issues and the consequent responsibilities relevant to the professional engineering practice

(h) *Environment and sustainability* - to understand the impact of the professional engineering solutions in societal and environmental contexts, demonstrate the knowledge of, and need for sustainable development

(i) *Ethics* - to apply ethical principles and commit to professional ethics, responsibilities, and norms of the engineering practice

(j) *Individual and team work* - to function effectively as an individual, and as a member or leader in diverse teams, and in multidisciplinary settings

(k) *Communication* - to communicate effectively on complex engineering activities with the engineering community and with society at large, such as, being able to comprehend and write effective reports and design documentation, make effective presentations, and give and receive clear instructions

(l) *Project management and finance* - to demonstrate knowledge and understanding of the engineering and management principles and apply these to one's own work, as a member and leader in a team, to manage projects and in multidisciplinary environments

(m) *Life-long learning* - to recognize the need for, and have the preparation and ability to engage in independent and life-long learning in the broadest context of technological change

(vii) **The project supervisors are also expected to continuously emphasize and guide students on**

(a) **Meeting Cadence:**

i. **Regular meetings with supervisor:** Short and frequent meetings increase a team's work momentum. Regular meetings with supervisor to review the status of project are very essential. All students of the team shall participate in discussions and take notes.

ii. **Meeting Frequency: Semi-weekly cadence,** i.e., the meeting frequency shall be **twice a week**. Due weightage will be given to meeting cadence and considered for evaluation during presentations, i.e., number of planned meetings and number attended by students

(b) **Project Log Book:** The activity journaling in project log book is very important for a successful project.

i. Project log book is a written record showing the daily project activity on project goals from the very first thing like starting the project (an introduction statement what the project is all about), to the completion of the work (including the final results, and whether project met the core objectives / outcomes, etc.).

ii. In project log book, the activities like regular meetings with project supervisor, and work carried out on daily/weekly basis are to be recorded. This ensures that the student progress is being monitored well.

- iii. The project supervisor shall regularly check the log book of every student of project team and endorse each and every activity by affixing his signature with date. With this, the number of planned meetings and number attended by the students will be also monitored.
  - iv. Log books are to be shown during all presentations and will be graded along with the project.
  - v. At the conclusion of the project work *phase-I*, the supervisor shall specifically comment, in the project log book, on whether the project team met each of the project work *phase-I* goals and to give evidence which describes the quality of work. For project teams, this also serves as self-assessment.
- (c) **Following project timeline:** completing the tasks as planned in project timeline
- (d) The relevant knowledge, skills and qualities (**KSQ**) an engineering graduate should possess, which can be specially acquired by participating in major project work
- (e) **Writing down whatever is done and making notes of whatever is read.** Writing down the procedures/models followed, designs made, experiments conducted, simulations carried out, intermediate results obtained, *difficulties faced and how they were fixed* are very important. This kind of documenting the whole process as we go with project implementation is a very effective way and will help preparing a well- documented report having original content. Note down and include information about all the resources that you used, magazines, Journals, patents, books, and so on. This information will be needed for the bibliography in your project report. On the other hand, documenting a report *on the spur of the moment* would end up copying things from other sources resulting in a plagiarized document.
- (f) **Good and sufficient literature review:** Literature review is a description and analysis of information related to the topic of project work. Reading good number of review articles, research articles published in recent issues of peer reviewed journals, technical magazines, patents, reference books on the topics of potential interest, will help one understand what has already been discovered and what questions remain to identify gaps in the literature.
- (g) Completing nearly 50 - 75% of the proposed work during phase-I
- (h) Right conduct of research to promote academic integrity, honesty and time management
- (i) Preparing a well-documented report in proper format, covering the progress made during Phase-I
- (j) Consequences of plagiarism and use of anti-plagiarism software to detect plagiarism in documents
- (k) Submission of major project phase-I report within acceptable plagiarism levels, as per the Anti-plagiarism policy-2020 of our institute.
- (l) **Video pitch:** Capturing short videos, photos, screenshots on experiments conducted, simulations carried out, prototype / working model / process / software package / system developed during course of project execution, photos showing interaction with supervisor for creating a short video pitch on the work done during *phase-I*.
- (m) **Project Paper:** Writing a technical paper at the end of *phase-II* based on the solution(s) proposed, results obtained and prototype / working model / process software package / system developed, for submission to a reputed non-predatory conference/non-paid peer reviewed journal.
- (n) **Project poster:** At the end of phase-II, the project teams shall have to present their project in the form of posters, at the time of demonstration of complete prototype/working model / software package / system developed.
- (viii) Phase - I evaluation:** There shall be only Continuous Internal Evaluation (CIE) for major project work *phase-I* with following components
- (a) **Registration Presentation** (during second / third week of 7<sup>th</sup> semester): The Registration Presentation shall include a brief report and presentation focusing the identified problem,

objective(s), literature review, identifying research gap in the literature, implementation of existing methods, proposed solution, and expected outcome(s).

i. The registration presentation shall invariably include the **project plan timeline** with actual start and finish dates- monthly/weekly project milestones/ timeline prepared in MS Excel or any other project management tool.

ii. **Project timeline – Weekly project milestones:** It's a compact and creative way to present a project plan. Identify the project intermediate goals and related tasks for completing each of those goals. Categorize tasks for each week. In the project timeline use different colors to the tasks for each week. Horizontal timeline layouts shall be preferred or any other layout of team's choice.

iii. Project teams shall create and present the following during registration presentation

1. Complete project timeline
2. Phase-I project timeline
3. Phase-II project timeline

iv. During every presentation, project teams shall compulsorily show the following as part of their presentation

1. The slides on project timeline and
2. A table showing targeted tasks as per timeline and status – whether tasks accomplished?

v. **Project log book:** Every student of the Project team shall compulsorily show the activity journaling in the log book (*with due signatures of project supervisor*) during presentations

(b) **Progress Presentation-I** (*during penultimate week of 7<sup>th</sup> semester*): At the end of first stage (7th semester), student teams shall be required present, before the DPEC, the progress made during phase-I and submit a well-documented report of work done for evaluation to the project coordinator

1. **Following project timeline:** The project timeline shall be meticulously followed and the tasks shall be completed as planned in project timeline.

2. Project teams shall compulsorily show the following as part of their progress presentation-I

1. The slides on project timeline and
2. A table showing targeted tasks as per timeline and whether tasks accomplished?

3. **Project log book:** Every student of the Project team shall compulsorily show the activity journaling in the log book (*with due signatures of project supervisor*)

(c) **CIE schedule:** The convener DPEC shall release complete schedule of CIE before start of 7th semester well in advance, so that student teams will complete the scheduled works and get ready with informative, confident and comfortable presentation for registration and progress presentations.

(ix) CIE for the Major project work phase-I shall be as given below:

Major project work Phase-I Assessment (7 <sup>th</sup> semester)	Weightage
<b>A. Supervisor Assessment</b>	20%
<b>B. DPEC Assessment</b>	80%
(i) Registration Presentation (10%)	
(ii) Progress Presentation-I (20%)	
(iii) Project progress*: Part of working model/ process/software package/system developed (30%)	
(iii) Well-documented Progress Report on Phase-I work (10%)	
(iv) Video pitch on Phase-I (10%)	
<b>Total Weightage</b>	100 %

\*Students are advised to complete major part of the project in phase-I only

(a) **Working Model:** Every project team shall be required to develop a working model/ process/software package/system, on the chosen work. The progress made in this shall be

demonstrated during progress presentation-I at the end of *phase-I* and the completed working model/ process/software package/system before the DPEC as per the dates specified by DPEC at the end of *phase-II*.

(b) **Progress Report on *phase-I*:** Every project team shall be required to submit a well-documented progress report on dissertation phase-I as per format specified by DPEC.

(i) Tangible outcomes of *phase-I* in Conclusions - Chapter: These are the lessons learnt from doing a project work. The students have to describe in their own words what they learnt from the *phase-I* project work experience. They have to describe what specific KSQs are acquired by them, with reference to the expected COs, after successful completion of *phase-I* work. Finally, a table depicting systematic mapping of what they have learnt and the expected major project work COs, is to be presented in the conclusions chapter of *phase-I* report

(c) **Video pitch on *phase-I*:** Every project team shall be required to create a pitch video, which is a video presentation on their major project work *phase-I*. The project team shall present the produced video pitch during progress presentation-I. The produced video pitch should

- (i) be 3 to 5-minute-long video (no longer than 5 minutes)
- (ii) be concise and to the point, on the problem and proposed solution
- (iii) show project timeline and sample page of log book
- (iv) highlight the progress made at various stages during *phase-I* project implementation with the help of short videos / photos / screenshots on experiments conducted, simulations carried out, part of prototype / working model / process / software package / system being under development as part of proposed solution and also photos showing team interactions with supervisor and the team working in the lab on project
- (v) discuss the impact of proposed solution in *ethical, environmental, societal and sustainable development contexts*.
- (vi) emphasize key points about *business idea, potential market for the proposed solution*

(x) It is mandatory for

- (a) every student of the team to *appear for oral presentation and viva-voce*, as part of progress presentation -I to qualify for course evaluation
- (b) every project team to *submit a well-documented progress report on major project work phase-I*, as part of progress presentation -I to qualify for course evaluation
- (c) every project team to create and present a good video pitch on major project work *phase-I*, as part of progress presentation -I to qualify for course evaluation

(xi) A student shall register for supplementary examination for the Major project work *phase-I* in the following cases:

- (a) He/she is absent for oral presentation and viva-voce as part of progress presentation-I
- (b) The project team fails to submit the progress report on *phase-I* in prescribed format
- (c) The project team fails to submit the video pitch on the progress made during the *Phase-I* period.
- (d) he/she fails to fulfill the requirements of Major project work *phase-I* evaluation as per specified guidelines

(xii) Supplementary examination for Major project work *phase-I*

- a. The CoE shall send the list of students, registered for supplementary examination, to the HoDs concerned
- b. The DPEC, duly constituted by the HoD, shall conduct Major project phase-I supplementary exam and send the award list to the CoE within the stipulated time

\*\*\*\*

**Course Learning Outcomes (COs):**

Upon completion of major project work, students will be able to...

- CO1: review research literature, identify gaps in the literature, formulate problem, apply knowledge of mathematics, sciences, engineering fundamentals, experimental and data analysis techniques; synthesize technical knowledge and innovative approaches to generate suitable solutions for real-world complex engineering problems (**Technical skills**)
- CO2: design a system or product based on product/customer specifications; develop, analyze, and critically evaluate the design alternatives in order to justify the solutions to a real-world problem guided by ethical, environmental, societal and sustainable development considerations; use modern engineering and IT tools to design, build and test a prototype within specified project timeline and budget (**Problem solving and critical thinking skills**)
- CO3: apply project management and organizational skills; demonstrate integrity, leadership, creativity, professional and ethical responsibilities as an individual and as a member or leader to produce time-sensitive deliverables in a multi-disciplinary team (**Ethics and teamwork**)
- CO4: collate the results, compare performance of prototype to design specifications and present clearly and effectively the proposed solution, conclusions and/or recommendations in written (report, poster, technical paper), oral (presentations) and multimedia formats (video pitch) and engage in self-directed independent learning and life-long learning demonstrating the KSQ of a professional engineer (**Communication skills and life-long learning**)

**Course Articulation Matrix (CAM): U18IN707 MAJOR PROJECT WORK PHASE-I**

Course Outcomes		PO1	PO2	PO3	PO4	PO5	PO6	PO7	PO8	PO9	PO10	PO11	PO12	PSO1	PSO2	PSO3
CO1	U18IN707.1	2	2	2	2	-	-	-	3	-	2	-	3	3	3	3
CO2	U18IN707.2	2	2	2	-	2	2	2	3	-	-	-	3	3	3	3
CO3	U18IN707.3	-	-	-	-	-	-	-	3	2	-	2	3	3	3	3
CO4	U18IN707.4	-	-	2	2	-	-	-	3	-	2	-	3	3	3	3
U18IN707		2	2	2	2	2	2	2	3	2	2	2	3	3	3	3



**DEPARTMENT OF COMPUTER SCIENCE AND ENGINEERING (INTERNET OF THINGS)**  
**KAKATIYA INSTITUTE OF TECHNOLOGY & SCIENCE:: WARANGAL - 15**  
*(An Autonomous Institute under Kakatiya University, Warangal)*  
**SCHEME OF INSTRUCTION & EVALUATION (Applicable from B20 batch)**  
**VIII - SEMESTER OF 4-YEAR B.TECH DEGREE PROGRAM**

[3Th+ 1MP-II]

Sl. No	Category	Course Code	Course Title	Periods/week			Credits	Evaluation scheme				
				L	T	P		TA	MSE	Total	ESE	Total Marks
1	PE	U18IN801	Professional Elective - V / MOOC-V	3	-	-	3	10	30	40	60	100
2	PE	U18IN802	Professional Elective - VI / MOOC-VI	3	-	-	3	10	30	40	60	100
3	OE	U18OE803	Open Elective - IV / MOOC-VII	3	-	-	3	10	30	40	60	100
4	PROJ	U18IN804	Major Project - Phase - II	-	-	14	7	60	-	60	40	100
<b>Total</b>				9	-	14	16	90	90	180	220	400
<i>Additional Learning*:Maximum credits allowed for Honours/Minor</i>				-	-	-	7	-	-	-	-	-
<b>Total credits for Honours/Minor students:</b>				-	-	-	16+7	-	-	-	-	-

\* List of courses for additional learning through MOOCs towards Honours/Minor in Engineering shall be prescribed by the department under Honours/ Minor Curricula

[L= Lecture, T = Tutorials, P = Practical & C = Credits]      Total Contact Periods/Week: 23      Total Credits: 16

<b>Professional Elective-V / MOOC-V:</b> U18IN801A: Software Defined Networks U18IN801B: Smart Grid U18IN801C: Robotic Systems U18IN801M: MOOCs course	<b>Professional Elective-VI / MOOC-VI:</b> U18IN802A: Fog and Edge Computing U18IN802B: Internet of Medical Things U18IN802C: Block Chain Technology U18IN802M: MOOCs course	<b>Open Elective-IV/MOOCs-VII:</b> U18OE803A: Operations Research U18OE803B: Management Information Systems U18OE803C: Entrepreneurship Development U18OE803D: Forex & Foreign Trade U18OE803M: MOOCs Course
--	--	---



## U18IN801A SOFTWARE DEFINED NETWORKING

**Class:** B.Tech. VIII- Semester

**Branch:** Computer Science and Engineering (Networks)

### Teaching Scheme:

L	T	P	C
3	-	-	3

### Examination Scheme:

Continuous Internal Evaluation	40 Marks
End Semester Exam	60 Marks

### Course Learning Objectives(LOs):

This course will develop student's knowledge in/ on...

LO1: Concepts of software defined networks

LO2: The interface between networking devices and the software controlling them

LO3: SDN in data centers and how to use SDN

LO4: Explore modern approaches like openflow, openstack

### UNIT - I (9)

**SDN Introduction:** Basic packet-switching terminology, Historical background, The modern data center, Traditional switch architecture, Autonomous and dynamic forwarding tables, Open source and technological shifts.

**Why SDN:** Evolution of switches, Control plane, Cost, SDN implications for research and innovation, Data center innovation, Data center needs.

The evolution of networking technology, Forerunners of SDN, Sustaining SDN interoperability, Open source contributions, Legacy mechanisms evolve towards SDN network virtualization

### UNIT - II (9)

**SDN and Open Flow Specification:** Fundamental characteristics of SDN, SDN operation, SDN devices, SDN controller, SDN applications, Alternate SDN methods

**Open Flow Specification:** OpenFlow overview, OpenFlow 1.0, OpenFlow basics, OpenFlow 1.1 additions, OpenFlow 1.2 additions, OpenFlow 1.3 additions, OpenFlow limitations.

### UNIT - III (9)

**SDN in data center and other environment:** Data center definition, Data center demands, Tunnelling technologies for the data center, Path technologies in the data center, Ethernet fabrics in the data center, SDN use cases in the data center, Open SDN vs Overlays in the data center, Real world data center implementations.

**SDN in other environments:** SDN in other environments, Wide area networks, Service provider and carrier networks, Campus networks, Hospitality networks, Mobile network, In-Line network functions, Optical networks, SDN vs P2P/Overlay networks.

### UNIT - IV (9)

**SDN Applications:** Reactive versus proactive applications, Analyzing simple SDN applications, A simple reactive Java application, Background on controllers, Using the floodlight controller, Using the open daylight controller, Using the cisco XNC controller, Switch considerations, Creating network virtualization tunnels, Offloading flows in the data center, Access control for the campus traffic engineering for service providers.

**Open source perspectives:** Open source licensing issues, Profiles of SDN open source users, OpenFlow source code, Switch implementations, Controller implementations, SDN



applications, Orchestration and network virtualization, Simulation and testing, Tools openStack.

**Text Book:**

[3] Paul Goransson and Chuck Black, *Software Defined Networks: A Comprehensive Approach*, Morgan Kaufmann Publications, First Edition, 2014.(Chapters 1 to 5, 7 to 8, 10,11)

**Reference Books:**

- [3] Thomas D. Nadeau and Ken Gray, *SDN - Software Defined Networks* O'Reilly Media, 2013.
- [4] SiamakAzodolmolky, *Software Defined Networking with OpenFlow*, Packt Publishing, 2013.
- [5] Vivek Tiwari, *SDN and Open Flow for Beginners*, Amazon Digital Services, Inc., 2013.
- [6] Fei Hu, Editor, *Network Innovation through Open Flow and SDN: Principles and Design*, CRC Press, 2014.

**Course Research Paper:** Research paper (indexed Journals/ conference papers) relevant to the course content will be posted by the course faculty in CourseWeb page.

**Course Patent:** Patent relevant to the course content will be posted by the course faculty in CourseWeb page.

**Course Projects:** Course project is an independent project carried out by the student during the course period, under the supervision of course faculty. Course faculty will post few course project titles in CourseWeb page. Students are encouraged to come up and experiment with the ideas that interest them.

**Course Learning Outcomes (COs):**

On completion of this course, student's will be able to...

CO1: make use of the concepts will be able to differentiate between traditional networks and software defined networks

CO2: identify and understand advanced, emerging networking technologies

CO3: apply how to use SDN controllers to perform complex networking tasks using SDN data centers

CO4: Discover the skills to do advanced networking research and programming

Course Articulation Matrix (CAM): U18IN801A SOFTWARE DEFINED NETWORKING																
Course Outcomes		PO1	PO2	PO3	PO4	PO5	PO6	PO7	PO8	PO9	PO10	PO11	PO12	PSO1	PSO2	PSO3
CO1	U18IN801A.1	3	-	-	1	-	-	-	1	1	1	-	2	1	3	-
CO2	U18IN801A.2	3	2	2	-	-	-	1	1	1	1	1	3	2	3	-
CO3	U18IN801A.3	3	3	3	1	3	-	-	1	1	1	2	2	1	3	-
CO4	U18IN801A.4	3	3	3	2	3	2	2	1	1	1	1	2	2	3	-
<b>U18IN801A</b>		<b>3</b>	<b>2.6</b>	<b>2.6</b>	<b>1.3</b>	<b>3</b>	<b>2</b>	<b>3</b>	<b>1</b>	<b>1</b>	<b>1</b>	<b>1.3</b>	<b>2.25</b>	<b>1.5</b>	<b>3</b>	<b>-</b>

## U18IN801B SMART GRID

**Class:** B.Tech. VIII-Semester

**Branch:** Computer Science and Engineering(IoT)

**Teaching Scheme:**

L	T	P	C
3	-	-	3

**Examination Scheme:**

Continuous Internal Evaluation	40 Marks
End Semester Exam	60 Marks

**Course Learning Objectives (LOs):**

This course will develop student's knowledge in/on...

*LO1: overview of smart grid, data communication and technologies for the smart grid*

*LO2: information security for smart grid and smart metering*

*LO3: distribution automation equipment and management system*

*LO4: transmission system operation, power electronic conversion and energy storage*

### **UNIT - I (9)**

**Introduction:** Why implement the smart grid now, What is the smart grid, Early smart grid initiatives, Overview of the technologies required for the smart grid

**Data Communication:** Dedicated and shared communication channels, Switching techniques, Communication channels, Layered architecture and protocols

**Communication Technologies for the Smart Grid:** Communication technologies, Standards for information exchange

### **UNIT - II (9)**

**Information Security for the Smart Grid:** Encryption and decryption, Authentication, Digital signatures, Cyber security standards

**Smart Metering and Demand-side Integration:** Smart metering, Smart meters- An overview of the hardware used; Communications infrastructure and protocols for smart metering, Demand-side integration

### **UNIT - III (9)**

**Distribution Automation Equipment:** Substation automation equipment, Faults in the distribution system, Voltage regulation

**Distribution Management systems:** Data sources and associated external systems, Modelling and analysis tools, Applications

### **UNIT - IV (9)**

**Smart Grid Business Models:** Why new business models, New business models For utilities, New roles for utilities, Cost benefit analysis

**Smart Grid for Smart Cities:** Introduction, Urbanization in India, Smart Grid: A paradigm shift, Smart grids for smart cities, Leveraging the smart grid assets for smart cities, Standard framework for smart cities, Smart City Maturity Model (SCMM)

---

**Text Book:**

[1] Janaka Ekanayake, Nick Jenkins, Kithsiri Liyanage, Jianzhong Wu, Akihiko Yokoyama, *Smart Grid: Technology and Applications*, 1<sup>st</sup>ed., New York: Wiley, 2012.(Chapter 1 to 7)

[2] *Indian Smart Grid Forum (ISGF), Smart Grid Handbook for regulations and policy makers*, 2017 (Chapter 8 & 9)

**Reference Books:**

- [1] Stuart Borlase, *Smart Grid: Infrastructure, Technology and Solutions*, 1<sup>st</sup>ed., New York: CRC Press, 2013.
- [2] Mini S. Thomas, John D McDonald, *Power System SCADA and Smart Grids*, 1<sup>st</sup>ed., New York: CRC Press, 2015.
- [3] Kenneth C. Budka, Jayant G. Deshpande, Marina Thottan, *Communication Networks for Smart Grids*, 1<sup>st</sup>ed., New York: Springer, 2014.

**Course Research Paper:** Research paper (indexed Journals/conference papers) relevant to the course content will be posted by the course faculty in CourseWeb page.

**Course Patent:** Patent relevant to the course content will be posted by the course faculty in CourseWeb page.

**Course Projects:** Course project is an independent project carried out by the student during the course period, under the supervision of course faculty. Course faculty will post few course project titles in CourseWeb page. Students are encouraged to come up and experiment with the ideas that interest them.

**Course Learning Outcomes (COs):**

On completion of this course, student's will be able to...

CO1: analyze data communication and technologies for the smart grid

CO2: examine the information security for smart grid and smart metering

CO3: analyze distribution automation equipment and management system

CO4: examine the transmission system operation, power electronic conversion and energy storage

Course Articulation Matrix (CAM):U18IN801B SMART GRID																
Course Outcomes		PO1	PO2	PO3	PO4	PO5	PO6	PO7	PO8	PO9	PO10	PO11	PO12	PSO1	PSO2	PSO3
CO1	U18IN801B.1	2	2	2	2	2			1	1	1			1	1	1
CO2	U18IN801B.2	2	2	2	2	2			1	1	1			2	2	2
CO3	U18IN801B.3	2	2	2	2	2			1	1	1			2	2	2
CO4	U18IN801B.4	2	2	2	2	2			1	1	1			2	2	2
<b>U18IN801B</b>		<b>2</b>	<b>2</b>	<b>2</b>	<b>2</b>	<b>2</b>			<b>1</b>	<b>1</b>	<b>1</b>			<b>1.75</b>	<b>1.75</b>	<b>1.75</b>

## U18IN801C ROBOTICS SYSTEMS

**Class:** B.Tech. VIII- Semester

**Branch:** Computer Science and Engineering (IoT)

**Teaching Scheme:**

L	T	P	C
3	-	-	3

**Examination Scheme:**

Continuous Internal Evaluation	40 Marks
End Semester Exam	60 Marks

### **Course Learning Objectives (LOs):**

This course will develop student's knowledge in/on...

*LO1: understand characteristic features of robots and usage of different grippers for industrial applications*

*LO2: understand direct and inverse kinematics of robot structure*

*LO3: different kinematics of planar and spherical manipulators*

*LO4: understand classification of robot actuators and trajectory planning*

### **UNIT - I (9)**

**Robot Basics:** Robot basic concepts, Need, Law, History, Anatomy, Specifications. Robot configurations- Cartesian, Cylinder, Polar and articulate, Robot wrist mechanism, Precision and accuracy of robot.

**Robot Elements:** End effectors classification, Types of mechanical actuation, Gripper design, Robot drive system types, Position and velocity feedback devices robot joints and links types, Motion interpolation.

### **UNIT - II (9)**

**Robot Kinematics and Control:** Robot kinematics evolution of robotics, Robot anatomy, Design and control issues, Manipulation and control, Direct kinematic model denavit hartenberg notation, Kinematic relationship between adjacent links, Manipulator transformation matrix, Inverse kinematic model

**Control of Robot Manipulators:** Actuators dc motors, H bridge, Pulse width modulation, Stepper motors, servos, control on off control, PID control, Velocity control and position control

### **UNIT - III (9)**

**Robot Sensors:** Sensor categories, Binary sensor, Analog versus digital sensors, Shaft encoder, A/D converter, Position sensitive device, Compass, Gyroscope, Accelerometer, Inclinometer, Digital camera

**Robot Applications:** Industrial applications of robots, Medical, Household, Entertainment, Space, Underwater, Defense, Disaster management. Applications, Micro and Nanorobots, Future Applications

### **UNIT - IV (9)**

**Embedded Controllers for Robots:** Embedded controllers, Interfaces, Operating system Industrial robots

**Mobile Robots:** Concepts of localization and path planning, Autonomous robots, Robot operating system

**Text Book:**

[1] AnisKoubaa, *Robot Operating System (ROS) The Complete Reference*, 1st ed., Switzerland: Springer, 2016. (Chapters 1 to 4)

[2] Thomas Bräunl, *Embedded Robotics Mobile Robot Design and Applications with Embedded Systems*", 3rd ed., Germany: Springer Verlag Berlin ,Heidelberg, 2008. (Chapters 5 to 6)

**Reference Books:**

[1] K.S. Fu, R.C. Gonzalez and C.S.G. Lee, *Robotics: Control, Sensing, Vision, and Intelligence*, McGraw-Hill, New York, 1987.

**Course Research Paper:** Research paper (indexed Journals/conference papers) relevant to the course content will be posted by the course faculty in CourseWeb page.

**Course Patent:** Patent relevant to the course content will be posted by the course faculty in CourseWeb page.

**Course Projects:** Course project is an independent project carried out by the student during the course period, under the supervision of course faculty. Course faculty will post few course project titles in CourseWeb page. Students are encouraged to come up and experiment with the ideas that interest them.

**Course Learning Outcomes (COs):**

On completion of this course, student's will be able to...

CO1: develop the knowledge in various robot structures and their workspace

CO2: develop the skills in performing kinematics analysis of robot systems

CO3: examine dynamics associated with the operation of robotic systems

CO4: analysis skills associated with trajectory planning

**Course Articulation Matrix (CAM): U18IN801C: Robotics Systems**

Course Outcomes	PO1	PO2	PO3	PO4	PO5	PO6	PO7	PO8	PO9	PO10	PO11	PO12	PSO1	PSO2	PSO3
CO1 U18IN801C.1	2	2	2	2	2	-	-	1	1	1	-	1	1	1	1
CO2 U18IN801C.2	2	2	2	2	2	-	-	1	1	1	-	1	1	1	1
CO3 U18IN801C.3	2	2	2	2	2	-	-	1	1	1	-	2	2	2	2
CO4 U18IN801C.4	2	2	2	2	2	-	-	1	1	1	-	2	2	2	2
<b>U18IN801C</b>	<b>2</b>	<b>2</b>	<b>2</b>	<b>2</b>	<b>2</b>	<b>-</b>	<b>-</b>	<b>1</b>	<b>1</b>	<b>1</b>	<b>-</b>	<b>1.5</b>	<b>1.5</b>	<b>1.5</b>	<b>1.5</b>

## U18IN802A FOG AND EDGE COMPUTING

**Class:** B.Tech. VIII- Semester

**Branch:** Computer Science & Engineering (IoT)

**Teaching Scheme:**

L	T	P	C
3	-	-	3

**Examination Scheme:**

Continuous Internal Evaluation	40 Marks
End Semester Exam	60 Marks

**Course Learning Objectives (LOs):**

This course will develop student's knowledge in/on...

LO1: fundamental concepts of Fog computing

LO2: fundamental concepts of Edge computing

LO3: network slicing in Fog and Edge computing

LO4: optimize the performance of Fog and Edge based applications

### UNIT - I (9)

**Introduction:** Relevant technologies, Fog and Edge computing completing the Cloud, Advantages of FEC-SCALE, How FEC achieves these advantages: SCANC, Hierarchy of Fog and Edge computing outer-edge, Business models, Opportunities and challenges

**Introduction to Fog Computing:** Fog computing definition, Characteristics, Application scenarios, Issues and challenges, Cloud vs Fog computing

Fog Computing architecture: Communication and network model, Programming models.

**Fog Computing Communication Technologies:** Introduction, IEEE 802.11, 4G, 5G standards, WPAN, Short-range technologies, LPWAN and other medium, Long-range technologies.

**Fog Computing Case Study:** Intelligent Traffic Lights Management (ITLM) system

### UNIT - II (9)

**Introduction to Edge Computing:** Edge Computing purpose and definition, Need of Edge computing, Key techniques that enable Edge computing, Characteristics, Application scenarios, Edge vs Fog Computing, Edge computing architectures

**Edge Computing Systems:** Apache Edgent, OpenStack, EdgeX Foundry, Data processing on the edge, Edge computing applications

**Challenges:** The Networking challenge, The management challenge, Miscellaneous challenges

**Edge Computing Case study:** A Wearable ECG Sensor, Smart home

### UNIT - III (9)

**Management and Orchestration of Network Slices in 5G, Fog, Edge and Clouds:** Background, 5G, Cloud computing, Mobile Edge Computing (MEC), Edge and Fog computing

**Network Slicing in 5G:** Infrastructure layer, Network function and virtualization layer, Service and application layer, Slicing management and orchestration (MANO).

**Network Slicing in Software-Defined Clouds:** Network-aware virtual machines management, Network-aware virtual machine migration planning, Virtual network functions management. Network slicing management in Edge and Fog.

### UNIT - IV (9)

**Optimization Problems in Fog and Edge Computing:** Introduction, The case for optimization in Fog computing, Formal modeling framework for Fog computing.

**Metric:** Performance, Resource usage, Energy consumption, Financial costs, Further quality attributes, Optimization opportunities along the Fog architecture, Optimization opportunities along the service life cycle

**Middleware for Fog and Edge Computing Design Issues:** Need for Fog and Edge computing

Middleware, Design goals, State-of-the-art middleware infrastructures, System model, Proposed architecture, Case study example – data analytics, mobility support, scheduling and security

**Text Book:**

[1]. Rajkumar Buyya and Satish Narayana Srirama - *Fog and Edge Computing: Principles and Paradigms* 1<sup>st</sup> Ed. ,USA, Wiley Series on Parallel and Distributed Computing, 2019. (Chapters 1, 2, 4, 5 and 6)

**Reference Books:**

[1]. Assad Abbas, Samee U. Khan, Albert Y. Zomaya - *Fog Computing: Theory and Practice*, 1<sup>st</sup> Ed. USA: Wiley Series on Parallel and Distributed Computing, 2020.

[2]. David Jensen - *Beginning Azure IoT Edge Computing: Extending the Cloud to the Intelligent Edge*, 1<sup>st</sup> Ed. USA: MICROSOFT AZURE, 2021.

[3]. Zaigham Mahmood - *Fog Computing Concepts, Frameworks and Technologies*, 1<sup>st</sup> Ed. , UK: Springer publication, 2018.

**Course Research Paper:** Research paper (indexed Journals/conference papers) relevant to the course content will be posted by the course faculty in CourseWeb page.

**Course Patent:** Patent relevant to the course content will be posted by the course faculty in CourseWeb page.

**Course Projects:** Course project is an independent project carried out by the student during the course period, under the supervision of course faculty. Course faculty will post few course project titles in CourseWeb page. Students are encouraged to come up and experiment with the ideas that interest them.

**Course Learning Outcomes (COs):**

On completion of this course, student’s will be able to...

CO1: design applications based on Fog computing technologies.

CO2: design applications based on Edge computing technologies.

CO3: apply network slicing in 5G, software defined networks, Fog and Edge applications.

CO4: analyze optimization problems and apply metrics with middleware technologies in Fog and Edge applications.

Course Articulation Matrix (CAM): U18IN802A FOG AND EDGE COMPUTING																
Course Outcomes		PO1	PO2	PO3	PO4	PO5	PO6	PO7	PO8	PO9	PO10	PO11	PO12	PSO1	PSO2	PSO3
CO1	U18IN802A.1	2	2	2	2	1	-	-	1	1	1	-	1	1	1	1
CO2	U18IN802A.2	2	2	2	2	1	-	-	1	1	1	-	1	1	1	1
CO3	U18IN802A.3	2	2	2	2	1	-	-	1	1	1	-	2	1	1	1
CO4	U18IN802A.4	2	2	2	2	1	-	-	1	1	1	-	2	1	1	1
U18IN802A		2	2	2	2	1	-	-	1	1	1	-	1.5	1	1	1

## U18IN802B INTERNET OF MEDICAL THINGS

**Class:** B.Tech. VIII- Semester

**Branch:** Computer Science and Engineering (IoT)

**Teaching Scheme:**

L	T	P	C
3	-	-	3

**Examination Scheme:**

Continuous Internal Evaluation	40 Marks
End Semester Exam	60 Marks

**Course Learning Objectives (LOs):**

This course will develop student's knowledge in/on...

*LO1: various IoMT devices and IoMT system architecture*

*LO2: medical data compression and data compression techniques for lossless data transmission and archival*

*LO3: concept of deep learning and machine learning to tackle the security issues of IoMT systems*

*LO4: assistive device setup for the elderly and wearable devices for disease detection*

### UNIT - I (9)

**Internet of Medical Things:** Introduction, IoMT devices, IoMT system architecture, IoMT attack types, Challenges in IoMT security schemes, Current security plans for IoMT, Potential solutions for security vulnerabilities

**Intelligent Transit Healthcare Schema Using IoMT Networking System:** Vibration sensing methodology for accident detection, System safeguards, GPS integration, Hospital communication about accident location, MCU connection with the ITH IoMT subsystem

### UNIT - II (9)

**Medical Data Compression for Lossless Data Transmission:** Introduction to medical data compression, Designing and coding for lossless data transmission, Data compression techniques for lossless data transmission and archival, Comprehensive algorithms for medical data compression

**Smart Wearable Devices for Remote Patient Monitoring in Healthcare 4.0:** Introduction, Wearable smart devices for remote healthcare monitoring, Fabric based wearables, Communication technologies for remote healthcare monitoring

### UNIT - III (9)

**Security Vulnerabilities and Intelligent Solutions for IoMT Systems:** Introduction, IoMT application settings, IoT architectures, Security requirements, Malware attacks, Taxonomy of security protocols, Ontology based IoMT security model, Biometric based IoMT security systems

**Security Measures in Internet of Things Systems using Machine and Deep Learning Techniques:** Introduction, Threats in IoT security, Applications of machine learning and deep learning in IoT security, Advantages of deep learning over classical data mining

### UNIT - IV (9)

**Smart Assistance of Elderly Individuals in Emergency Situations at Home:** Introduction, IoT for elderly people, We watch wrist band, function of digital technology and intelligent Systems

**Wearable Smart Devices for Healthcare Monitoring:** Introduction, Communication Technologies for Remote Healthcare Monitoring to Detect Cardiac Diseases, Remote Healthcare Monitoring to Detect Cardiac Disease



**Text Book:**

[1] Venkata Krishna, Sasikumar Gurumoorthy, Mohammad S. Obaidat, *Internet of Things and Personalized Healthcare Systems*, 1st ed., Switzerland: Springer Briefs in Applied Sciences and Technology, Forensic and Medical Bioinformatics, 2019. (Chapters 1 to 8)

**Course Research Paper:** Research paper (indexed Journals/conference papers) relevant to the course content will be posted by the course faculty in CourseWeb page.

**Course Patent:** Patent relevant to the course content will be posted by the course faculty in CourseWeb page.

**Course Projects:** Course project is an independent project carried out by the student during the course period, under the supervision of course faculty. Course faculty will post few course project titles in CourseWeb page. Students are encouraged to come up and experiment with the ideas that interest them.

**Course Learning Outcomes (COs):**

On completion of this course, student's will be able to...

CO1: examine various IoT devices and connectivity technologies

CO2: apply data compression techniques for lossless data transmission and archival

CO3: design various applications of machine learning and deep learning for IoT security

CO4: Design of the H2U wellness system and process of data related to cardiac disease detection

Course Articulation Matrix (CAM): U18IN802B INTERNET OF MEDICAL THINGS																
Course Outcomes		PO1	PO2	PO3	PO4	PO5	PO6	PO7	PO8	PO9	PO10	PO11	PO12	PSO1	PSO2	PSO3
CO1	U18IN802B.1	2	2	2	2	1	-	-	1	1	1	-	2	1	1	1
CO2	U18IN802B.2	2	2	3	2	1	-	-	1	1	1	-	2	1	1	1
CO3	U18IN802B.3	2	2	3	3	1	-	-	1	1	1		2	1	1	1
CO4	U18IN802B.4	2	2	3	3	1	-	-	1	1	1		2	1	1	1
U18IN802B		2	2	2.75	2.5	1	-	-	1	1	1		2	1	1	1

## U18IN802C BLOCKCHAIN TECHNOLOGIES

**Class:** B. Tech. VIII-Semester      **Branch:** Computer Science and Engineering (IoT)

**Teaching Scheme:**

L	T	P	C
3	-	-	3

**Examination Scheme:**

Continuous Internal Evaluation	40 marks
End Semester Examination	60 marks

**Course Learning Objectives (LOs):**

*This course will develop students' knowledge on/in...*

*LO1: basics of Blockchain, types of Blockchains & consensus algorithms*

*LO2: cryptographic primitives, Bitcoin Blockchain & alternative coins*

*LO3: Ethereum ecosystem & development tools*

*LO4: architecture of Hyperledger Fabric, Corda architecture & Alternative Blockchain*

### UNIT - I (9)

**Distributed systems: The History of Blockchain and Bitcoin:** Electronic cash, Blockchain, Generic elements of a Blockchain, Benefits and limitations of Blockchain, Tiers of blockchain technology, Features of a Blockchain

**Types of blockchain:** Distributed ledgers, Distributed Ledger Technology, Public Blockchains Private Blockchains, Shared ledger, fully private and proprietary Blockchains, Tokenized blockchains, Token less Blockchains

**Consensus:** Consensus mechanism, Types of consensus mechanisms, Consensus in Blockchain, CAP theorem and Blockchain

### UNIT - II (9)

**Public Key Cryptography:** Asymmetric cryptography

**Public and private keys:** RSA, Discrete logarithm problem in ECC, Hash functions, RSA digital signature algorithm, Elliptic curve digital signature algorithm

**Introducing Bitcoin:** Bitcoin, Digital keys and addresses, Transactions, Blockchain, Mining  
**Bitcoin Network and Payments:** The Bitcoin network, Wallets, Bitcoin payments, Innovation in Bitcoin

**Bitcoin Clients and APIs:** Bitcoin installation

**Alternative Coins:** Theoretical Foundations, Bitcoin limitations, Litecoin, Zcash

### UNIT - III (9)

**Smart Contracts:** History, Definition, Ricardian contracts

**Ethereum:** Introduction, Ethereum - bird's eye view, The Ethereum network, Components of the Ethereum ecosystem

**Further Ethereum:** Programming languages

**Ethereum Development Environment:** Test networks, setting up a private net, starting up the private network

**Development Tools and Frameworks:** Languages, Solidity language

**Introducing Web3:** Web3

### UNIT - IV (9)

**Hyper ledger:** Projects under Hyper ledger, Hyper ledger as a protocol, The reference architecture, Fabric

**Corda:** Architecture, Components, The development environment - Corda

**Alternative Blockchains:** Ripple, Quorum, Multi chain, Rootstock, BigchainDB, Storj, Tezos

**Current Landscape and What Next:** Start-ups, Strong research interest, Real-world

implementations, Education of blockchain technology Employment, Cryptoeconomics, Research in cryptography, Interoperability efforts, Blockchain as a Service

**Other challenges:** Regulation, Dark side

**Blockchain research:** Smart contracts, Centralization issues, Limitations in cryptographic functions, Consensus algorithms, Scalability, Code obfuscation

**Text Book:**

[1] Imran Basir, *Mastering Blockchain*, 2nd ed., Packt Publishing Ltd., Birmingham - Mumbai, 2018.(chapters1,4,7to 16,19)

**Reference Books:**

[1] Arvind Narayanan, Joseph Bonneau, Edward Felten, Andrew Miller and Steven Goldfeder, *Bitcoin and Crypto currency Technologies: A Comprehensive Introduction*, Princeton University Press (July 19, 2016).

[2] Josh Thompson, *Blockchain: The Blockchain for Beginnings, Guild to Blockchain Technology and Blockchain Programming, Create Space Independent Publishing Platform*, 2017.

[3] Andreas Antonopoulos, *Mastering Ethereum: Building Smart Contracts and Dapps*, O'REILLY 2018

[4] Draft version of S. Shukla, M. Dhawan, S. Sharma, S. Venkatesan, *Blockchain Technology: Crypto currency and Applications*, Oxford University Press, 2019.

**Course Learning Outcomes (COs):**

On completion of this course, students will be able to...

CO1: distinguish the type of Blockchain and consensus algorithm

CO2: install Bitcoin client and describe the functionality of various alternative coins

CO3: develop a smart contract using Ethereum development tools

CO4: explain Hyperledger Fabric and Corda architecture

Course Articulation Matrix (CAM): U18IN802C BLOCKCHAIN TECHNOLOGIES																
Course Outcomes	PO1	PO2	PO3	PO4	PO5	PO6	PO7	PO8	PO9	PO10	PO11	PO12	PSO 1	PSO 2	PSO 3	
CO1 U18IN802 C.1	1	2	2	2	1	-	-	-	-	1	-	2	1	1	3	
CO2 U18IN802C.2	3	3	2	2	1	-	-	-	-	1	-	2	1	2	3	
CO3 U18IN802 C.3	3	2	3	2	2	-	-	-	-	1	-	3	3	3	3	
CO4 U18IN802 C.4	1	2	3	2	1	-	-	-	-	1	-	3	1	2	3	
U18IN802C	2	2.25	2.5	2	1.25	-	-	-	-	1	-	2.5	1.5	2	3	

## U18OE803A OPEARTIONS RESEARCH

**Class:** B. Tech.VIII - Semester

**Branch(s):** ME,CSE,CSE(AI&ML), CSE(IoT), IT, CE, EEE, ECE, EIE

**Teaching Scheme:**

L	T	P	C
3	-	-	3

**Examination Scheme:**

Continuous Internal Evaluation	40 marks
End Semester Examination	60 marks

**Course Learning Objectives:**

This course will develop students' knowledge in/on

LO1: *fundamental concepts to solve linear programming problems which arise in real life using various methods and their advantages*

LO2: *analyze the applications of linear programming namely transportation and assignment problems which arise in different engineering fields.*

LO3: *apply non-linearity in optimization problems, direct search techniques and iterative methods.*

LO4: *asses various queuing systems and their practical relevance.*

### UNIT - I(9)

**Linear Programming Problem (LPP):** Mathematical models and basic concepts of linear programming problem; Solution of linear programming problem - Graphical method, Simplex method, Artificial variable techniques, Duality in linear programming, dual simplex method

### UNIT - II (9)

**Special types of LPP:** Mathematical model of transportation problem, Methods of finding initial basic feasible solution, optimal solution of transportation problem, Degeneracy in transportation problem; Exceptional cases in transportation problem- Unbalanced transportation problem, Maximization transportation problem; Assignment problem- Mathematical formulation of the problem, Hungarian method to solve an assignment problem, Special cases in assignment problem- Maximization assignment problem

### UNIT - III (9)

**Non-linear Programming Problem (NLPP):** Classical method of optimization using Hessian matrix; Iterative methods - Random search methods-Random jump method, Random walk method, Steepest decent method and Conjugate gradient method; Direct methods - Lagrange's method, Kuhn-Tucker conditions

### UNIT - IV (9)

**Queueing Theory:** Queueing system- Elements and operating characteristics of a queueing system; Probability distributions in queueing systems- Distribution of arrivals (Pure Birth Process); Classification of queueing models; Poisson queueing systems- Study of various characteristics of single server queueing model having infinite population  $\{(M/M/1):(\infty/FIFO)\}$  and single server queueing model having finite population  $\{(M/M/1):(N/FIFO)\}$ , Generalized model (Birth-Death process)

---

**Textbook:**

- [1]. Kanti swarup et.al, *Operations Research*, 16<sup>th</sup> ed., New Delhi: S. Chand & Sons, 2013.
- [2]. Singiresu S. Rao, *Engineering Optimization Theory and Practice*, 4<sup>th</sup> ed., Hoboken, New Jersey: John Wiley & Sons, Inc, 2009.

**Reference Books:**

- [1]. Hamdy. A. Taha, *Operations Research*, 7<sup>th</sup>ed., New Delhi: Prentice Hall of India Ltd, 2002.
- [2]. J.C. Pant, *Introduction to Optimization*, 7<sup>th</sup>ed., New Delhi: Jain Brothers, 2012.

**Course Research Paper:** Research papers (Journal/Conference papers) relevant to the course content will be posted by the course faculty in CourseWeb page.

**Course Patent:** Patents relevant to the course content will be posted by the course faculty in CourseWeb page.

**Course Projects:** Course project is an independent project carried out by the student during the course period, under the supervision of course faculty. Course faculty will post few course projects titles in CourseWeb page. Students are encouraged to come up and experiment with the ideas that interest them.

**Course Learning Outcomes (COs):**

On completion of this course, the students will be able to...

CO1: examine the model engineering real time problems and solve them using various LPP techniques

CO2: obtain the optimal solution of transportation, assignment problems and their real time applications

CO3: optimize the engineering problems using NLPP techniques

CO4: apply various queuing models and their practical relevance

Course Articulation Matrix (CAM): U18OE803A - OPEARTIONS RESEARCH																
Course Outcomes		PO1	PO2	PO3	PO4	PO5	PO6	PO7	PO8	PO9	PO10	PO11	PO12	PSO1	PSO2	PSO3
CO1	U18OE803A.1	2	2	-	-	-	-	-	-	-	1	-	1	-	-	-
CO2	U18OE803A.2	2	2	-	-	-	-	-	-	-	1	-	1	-	-	-
CO3	U18OE803A.3	2	2	-	-	-	-	-	-	-	1	-	1	-	-	-
CO4	U18OE803A.4	2	2	-	-	-	-	-	-	-	1	-	1	-	-	-
U18OE803A		2	2	-	-	-	-	-	-	-	1	-	1	-	-	-

## U18OE803B MANAGEMENT INFORMATION SYSTEMS

**Class:** B.Tech. -VIII Semester

**Branch:** CSE, CSE(AI&ML), CSE(IoT)& IT

**Teaching Scheme:**

L	T	P	C
3	-	-	3

**Examination Scheme:**

Continuous Internal Evaluation	40 Marks
End Semester Exam	60 Marks

### **Course Learning Objectives (LOs):**

This course will develop students' knowledge in/on...

*LO1: fundamental concepts and challenges of management information systems*

*LO2: analyze e-business and decision support systems techniques*

*LO3: optimize the development process and design of management information systems*

*LO4: asses the applications of management information systems*

### **UNIT - I (9)**

**Management Information Systems: Systems: An Overview :** Introduction, Need for management information systems, A concept, MIS - A definition, Management information system and Information technology, Nature and scope of MIS, MIS characteristics, Structure of MIS, Types of MIS, Role of MIS in global business, Challenges of managing information systems, IT Infrastructure and emerging technology

### **UNIT - II (9)**

**Business Applications of Information Systems:**

**E-Commerce, E-Business and E-Governance:** Introduction, E-commerce, E-commerce sales life cycle, E-commerce infrastructure, E-commerce applications, E-commerce payment systems, Management challenges and opportunities, E-business, E-governance

**Decision Support Systems:** Introduction, Decision-Making: A concept, Simon's model of decision-making, Types of decisions, Methods for decision-making, Decision support techniques, Decision-making and role of MIS, Decision support systems, Business intelligence, Knowledge management systems

### **UNIT - III (9)**

**Development process of MIS :** Development of long range plans of the MIS, Ascertaining the class of information, Determining the information requirement, Development and implementation of the MIS, Management of information quality in the MIS, Organisation for development of MIS, MIS: Development process mode

**Strategic Design of MIS :** Strategic management of the business, Why strategic design of MIS, Balance score card, Score card and Dash board, Strategic design of MIS, Development process steps for strategic design (SD) of MIS, Illustrating SD of MIS for big bazaar, Strategic management of business and SD of MIS, Business strategy determination, Business strategy implementation

### **UNIT - IV (9)**

**Management of Global Enterprise :** Enterprise management system, Enterprise resource planning (ERP) System, ERP model and modules, Benefits of the ERP, ERP product evaluation, ERP implementation, Supply chain management (SCM), Information management in SCM, Customer relationship management (CRM), Management of global enterprise, EMS and MIS

**Applications in Manufacturing Sector:** Introduction, Personnel management (PM), Financial management (FM), Production management (PM), Raw materials management (RMM), Marketing management, Corporate overview.

**Text Books:**

- [4] D.P.Goyal, Vikas, *Management Information Systems–Managerial Perspective*, 4<sup>th</sup> ed., Addison-Wesley : Newyork, 2014.  
 [5] Waman S. Jawadekar, *Management Information Systems Text and Cases: a Global Digital Enterprise Perspective*, 5th ed., McGraw Hill, 2014.

**Reference Books:**

- [7] Kenneth C. Laudon & Jane P. Laudon, *Management Information Systems*, 12<sup>th</sup> ed., New Delhi: Prentice Hall, 2012.  
 [8] S. Sadagopan, *Management Information Systems*, 2<sup>nd</sup> ed., New Delhi: PHI Learning, 2014.

**Course Research Paper:** Research papers (Journal/Conference papers) relevant to the course content will be posted by the course faculty in CourseWeb page.

**Course Patent:** Patents relevant to the course content will be posted by the course faculty in CourseWeb page.

**Course Projects:** Course project is an independent project carried out by the student during the course period, under the supervision of course faculty. Course faculty will post few course projects titles in CourseWeb page. Students are encouraged to come up and experiment with the ideas that interest them.

**Course Learning Outcomes (COs):**

On completion of this course, students' will be able to...

CO1: examine the structure and importance of management information systems

CO2: analyze management information systems for decision making

CO3: apply the methodology to design and develop a management information system

CO4: asses the applications of management information systems in various manufacturing sectors

Course Articulation Matrix (CAM): U18OE803B MANAGEMENT INFORMATION SYSTEMS																
Course Outcomes	PO1	PO2	PO3	PO4	PO5	PO6	PO7	PO8	PO9	PO10	PO11	PO12	PSO1	PSO2	PSO3	
CO1 U18OE803B.1	2	2	1	1	1	-	-	-	-	1	-	1	2	1	2	
CO2 U18OE803B.2	2	2	2	1	1	-	-	-	-	1	-	1	2	1	2	
CO3 U18OE803B.3	2	2	2	3	1	-	-	-	-	1	-	2	2	1	2	
CO4 U18OE803B.4	2	2	3	3	1	-	-	-	-	1	-	2	3	1	3	
<b>U18OE803B</b>	<b>2</b>	<b>2</b>	<b>2</b>	<b>2</b>	<b>1</b>	<b>-</b>	<b>-</b>	<b>-</b>	<b>-</b>	<b>1</b>	<b>-</b>	<b>1.5</b>	<b>2.25</b>	<b>1</b>	<b>2.25</b>	

## U18OE803C ENTREPRENEURSHIP DEVELOPMENT

**Class:** B. Tech. VIII Semester

**Branch:** ME, CSE, IT, CE, EEE, ECE  
EIE, CSE(AI&ML), CSE(IoT)

### Teaching Scheme:

L	T	P	C
3	-	-	3

### Examination Scheme:

Continuous Internal Evaluation	40 marks
End Semester Examination	60 marks

#### Course Learning Objectives(LOs):

This course will develop students' knowledge in/on...

*LO1: fundamental characteristics of entrepreneur and his role in development of the nation*

*LO2: optimize the creativity and business plan*

*LO3: analyze the functions of various managements/managers in industry*

*LO4: asses the legal issues in entrepreneurship and intellectual property rights*

#### UNIT -I (9)

**Entrepreneurship:** Definition, Role of entrepreneurship in economic development, Characteristics and types of an entrepreneur, Forms of business organizations - agencies dealing with entrepreneurship and small scale Industries, Case studies of successful entrepreneurs - identification of business opportunities in various branches of engineering

#### UNIT-II (9)

**Creativity and Business Idea:** Sources of new ideas, Methods of generating ideas and Creative problem solving, Concepts of innovation and incubation

**Business Plan:** Definition, scope and value of business plan, Market survey and demand survey

**Feasibility studies:** Technical feasibility, Financial viability and Social acceptability, Preparation of preliminary and bankable project reports

#### UNIT-III (9)

**Project Planning:** Product planning and development process, Sequential steps in executing the project

**Plant layout:** Principles, Types and factors influencing layouts.

**Material Management:** Purchase procedures, Issues of Materials - LIFO, FIFO, HIFO and Base stock

**Fundamentals of Production Management:** Production Planning and Control (PPC)-Concepts and functions, Long & short run problems

**Marketing Management:** Definition, Functions and market segmentation

#### UNIT-IV (9)

**Financial Management:** Introduction, Sources of finance-internal and external

**Human Resource Management:** Introduction, importance, selection, recruitment, training, placement, development

**Legal Issues in Entrepreneurship:** Mechanisms for resolving conflicts, Industrial laws- Indian Factories Act, Workmen Compensation Act, Intellectual Property Rights (IPR) - patents, Trademarks and copyrights



**Text Book:**

1. Robert D.Hisrich, Michael P. Peters, "Entrepreneurship", Tata McGraw-Hill, 9th ed., 2014 (Chapters 1,2,4,5,6,7,8,11 and13).

**Reference Books:**

- [1]. David H. Holt, "Entrepreneurship New venture creation" 1st ed., New Delhi: Prentice Hall of India, 2004.
- [2]. Handbook for "New Entrepreneurs", 1st ed., New Delhi: Entrepreneurship Development Institute of India, 1999.
- [3]. T.R. Banga, "Project Planning and Entrepreneurship Development", 1st ed., New Delhi: CBS Publishers, 1984.
- [4]. S. Chand & Co., "A Practical Guide to Industrial Entrepreneurs", New Delhi: S Chand, 2018.

**Course Research Paper:** Research paper (indexed Journals/conference papers) relevant to the course content will be posted by the course faculty in CourseWeb page.

**Course Patent:** Patent relevant to the course content will be posted by the course faculty in CourseWeb page.

**Course Projects:** Course project is an independent project carried out by the student during the course period, under the supervision of course faculty. Course faculty will post few course project titles in CourseWeb page. Students are encouraged to come up and experiment with the ideas that interest them.

**Course Learning Outcomes (COs):**  
 Upon completion of this course, students will be able to...  
*CO1: fundamental characteristics of entrepreneur and his role in economic development*  
*CO2: apply creative problem solving methods to real time situations*  
*CO3: analyze the functions of production and marketing managements*  
*CO4: asses the legal issues in entrepreneurship and explain intellectual property rights*

<b>Course Articulation Matrix (CAM): U18OE803C ENTREPRENEURSHIP DEVELOPMENT</b>																
<b>Course Outcomes</b>		<b>PO1</b>	<b>PO2</b>	<b>PO3</b>	<b>PO4</b>	<b>PO5</b>	<b>PO6</b>	<b>PO7</b>	<b>PO8</b>	<b>PO9</b>	<b>PO10</b>	<b>PO11</b>	<b>PO12</b>	<b>PSO1</b>	<b>PSO2</b>	<b>PSO3</b>
CO1	U18OE803C.1	2	-	-	-	-	1	-	1	1	1	1	1	1	-	-
CO2	U18OE803C.2	2	-	-	-	-	1	-	1	1	1	1	1	1	-	-
CO3	U18OE803C.3	2	-	-	-	-	1	-	1	1	1	1	1	1	-	-
CO4	U18OE803C.4	2	-	-	-	-	1	-	1	1	1	1	1	1	-	-
<b>U18OE803C</b>		<b>2</b>	<b>-</b>	<b>-</b>	<b>-</b>	<b>-</b>	<b>1</b>	<b>-</b>	<b>1</b>	<b>1</b>	<b>1</b>	<b>1</b>	<b>1</b>	<b>1</b>	<b>-</b>	<b>-</b>

## U18OE803D FOREX & FOREIGN TRADE

**Class:** B.Tech VIII Semester

**Branch:** ME, CSE, IT, CE, EEE, ECE,  
EIE, CSE (AI&ML), CSE (IoT)

### Teaching Scheme :

L	T	P	C
3	-	-	3

### Examination Scheme :

Continuous Internal Evaluation	40 marks
End Semester Exam	60 marks

### Course Learning Objectives (LOs):

This course will develop students' knowledge in/on.....

LO1: *business, business system, objectives and types of companies*

LO2: *fundamentals of foreign trade and EXIM procedure*

LO3: *foreign exchange rate and methods of payments*

LO4: *foreign exchange control*

### UNIT-I (9)

**Business:** Nature and scope, Classification of business activities, Functions of commerce and trade

**Business System:** Characteristics and components of business system, objectives of business, classification of business objectives, Types of business

### UNIT-II(9)

**Foreign Trade:** Introduction of international trade, Reasons for external trade, Special problems of foreign trade, EXIM-objectives, roles of EXIM in foreign trade, Stages in import procedure, Stages in export procedure-bill of lading, Mate's receipt, Certificate of origin.

**Corporations Assisting Foreign Trade:** State trading corporation of India, Export credit and guarantee corporation, Minerals and metals trading corporation of India

### UNIT-III (9)

**Foreign Exchange Rate:** Meaning and importance of Foreign exchange rate, Methods of foreign payments; Exchange rates-Spot, Forward and Cross Rates, Demand and supply of foreign exchange rate, Equilibrium rate of foreign exchange, Theories of determining foreign exchange rate, International Parity condition - Balance of payments

**Foreign Exchange Markets:** Functions of exchange markets, Components and Players in Exchange Markets, FEMA-objectives and its role in Foreign Trade

### UNIT-IV (9)

**Foreign Exchange Control:** Objectives, Characteristics, Advantages and disadvantages, Methods - intervention, Exchange restriction, Multiple exchange rates, Exchange clearing agreements, Method of operation, Exchange clearing agreements in practice, Payments agreements, Transfer moratoria, Indirect methods

### Text Books:

1. C.B. Gupta, *Business Organization & Management*, 15<sup>th</sup> ed., New Delhi: SultanChand & Sons, 2015.
2. M.L. Seth, *Macro Economics*, 22<sup>nd</sup> ed., New Delhi: Lakshmi Narayan Agarwal Publishers, 2014.
3. M.C. Vaish, Ratan Prakashan Mandir, *Monetary Theory*, 16<sup>th</sup> ed., New Delhi: Vikas Publications, 2016.

**Reference Books:**

- [1]. Y.K.Bhushan, Business Organization and Modern Management, 19<sup>th</sup> ed., New Delhi: Sultan & Sons Publishers, 2014.
- [2]. S.A. Sherlekar, Business Organization and Management, 1<sup>st</sup> ed., New Delhi: Himalaya Publishing House, 2000.
- [3]. K.P.M. Sundaram, Money Banking, Trade & Finance, 1<sup>st</sup> ed., New Delhi: Sultan & Sons Publishers, 2015.
- [4]. P.N.Chopra, Macro Economics, 1<sup>st</sup> ed., New Delhi: Kalyani Publishers, 2014.

**Course Research Paper:** Research paper (indexed Journals/conference papers) relevant to the course content will be posted by the course faculty in CourseWeb page.

**Course Patent:** Patent relevant to the course content will be posted by the course faculty in CourseWeb page.

**Course Projects:** Course project is an independent project carried out by the student during the course period, under the supervision of course faculty. Course faculty will post few course project titles in CourseWeb page. Students are encouraged to come up and experiment with the ideas that interest them.

**Course Learning Outcomes (COs):**

Upon completion of the course, the student will be able to...

CO1: evaluate the objectives and types of industries and companies.

CO2: assess the procedure in imports and exports

CO3: analyse the foreign exchange rate and methods of foreign payments

CO4: adapt the methods of exchange control

Course Articulation Matrix (CAM): U18OE803D FOREX AND FOREIGN TRADE																
Course Outcomes		PO1	PO2	PO3	PO4	PO5	PO6	PO7	PO8	PO9	PO10	PO11	PO12	PSO1	PSO2	PSO3
CO1	U18OE803D.1	-	-	-	-	-	-	-	-	-	2	2	1	1	-	-
CO2	U18OE803D.2	-	-	-	-	-	-	-	-	-	2	2	1	1	-	-
CO3	U18OE803D.3	-	-	-	-	-	-	-	-	-	2	2	1	1	-	-
CO4	U18OE803D.4	-	-	-	-	-	-	-	-	-	2	2	1	1	-	-
<b>U18OE803D</b>		-	-	-	-	-	-	-	-	-	2	2	1	1	-	-

## U18IN804 MAJOR PROJECT WORK PHASE-II

**Class:** B.Tech. VIII - Semester

**Branch:** Computer Science and Engineering (IoT)

**Teaching Scheme:**

**Examination Scheme:**

L	T	P	C
-	-	6	3

Continuous Internal Evaluation	60 marks
End Semester Examination	40 marks

### Course Learning Objectives (LOs):

The major project work will develop students' knowledge on / in...

LO1: real-world complex engineering problems, literature review, problem formulation; and experimental and data analysis techniques

LO2: design/development of solutions to real-world engineering problems; conduct of investigations of complex problems; modern tool usage to design, build and test a prototype; impact of solution in society, environment and sustainability contexts

LO3: ethics, team work and project management skills such as budgeting, scheduling

LO4: oral, written and multimedia communication skills; self-directed independent learning and life-long learning

1. **Major project work shall be continued in 8<sup>th</sup> semester as major project phase-II:** All the major project teams shall take the *phase-I* work forward and complete the remaining work as *Phase-II* in the 8<sup>th</sup> semester.
2. Final Year Major Project work represents the culmination of study towards the B. Tech degree. **Major project offers an opportunity to integrate the knowledge acquired from various courses and apply it to solve real-world complex engineering problems.** The **student learning assessment process (SLAP)** shall include good number of presentations, demonstration of work undertaken, submission of a project report, writing project paper in scientific journal style & format, preparing project poster and creating video pitch on the complete project
3. Activities of major project SLAP shall be planned in such a way to ensure that the students acquire the essential knowledge, skills and qualities (KSQ) of a professional engineer.
4. **Team work:** Major project work is a team work
  - (i) The students of a project team shall work together to achieve a common objective.
  - (ii) Every student of a project team is expected to function effectively as an individual, and also with others as a team member in an ecosystem of team having knowledge diversity, gender diversity, social and cultural diversity among its members.
5. Every student is expected to put approximately **168 hours of work** into the major project *phase-II* course over the 12 weeks of 8<sup>th</sup> semester.
6. **Major project work Phase-II: 8<sup>th</sup> semester**
  - (xii) The convener DPEC shall release complete schedule of *phase-II* CIE during last week of 7<sup>th</sup> semester (*well in advance before start of 8<sup>th</sup> semester*), immediately after completion of progress presentation-I, so that student teams would complete the scheduled works during inter-semester break and get ready with informative, confident and comfortable presentation for progress presentation-II.
  - (xiii) **The project supervisors:** The project supervisors are expected to guide the students to systematically continue the *phase-I* work, useful work during inter-semester break, meeting the

deadlines as proposed in project timeline.

The project supervisors shall ensure students focus on the project objectives and expected **deliverables**

(xiv) The project supervisors shall ensure students have sufficient resources for successful project completion.

(xv) **The project supervisors shall continue guiding students on**

(n) *Knowledge, skills and qualities (KSQ) of a professional engineer to be acquired* to propose solutions and design the systems to the identified real-world problems.

(o) *Problem analysis* - to identify, formulate, review research literature, and analyze complex engineering problems reaching substantiated conclusions using first principles of mathematics, natural sciences, and engineering sciences

(p) *Applying engineering knowledge* - to apply the knowledge of mathematics, science, engineering fundamentals, and an engineering specialization to the solution of complex engineering problems

(q) *Design/development of solutions* - to design solutions for complex engineering problems and design system components or processes that meet the specified needs with appropriate consideration for the public health and safety, and the cultural, societal, and environmental Considerations

(r) *Conduct investigations of complex problems* - to use research-based knowledge and research methods including design of experiments, analysis and interpretation of data, and synthesis of the information to provide valid conclusions

(s) *Modern tool usage* - to create, select, and apply appropriate techniques, resources, and modern engineering and IT tools including prediction and modeling to complex engineering activities with an understanding of the limitations

(t) *Engineering and society* - to apply reasoning informed by the contextual knowledge to assess societal, health, safety, legal and cultural issues and the consequent responsibilities relevant to the professional engineering practice

(u) *Environment and sustainability* - to understand the impact of the professional engineering solutions in societal and environmental contexts, demonstrate the knowledge of, and need for sustainable development

(v) *Ethics* - to apply ethical principles and commit to professional ethics, responsibilities, and norms of the engineering practice

(w) *Individual and team work* - to function effectively as an individual, and as a member or leader in diverse teams, and in multidisciplinary settings

(x) *Communication* - to communicate effectively on complex engineering activities with the engineering community and with society at large, such as, being able to comprehend and write effective reports and design documentation, make effective presentations, and give and receive clear instructions

(y) *Project management and finance* - to demonstrate knowledge and understanding of the engineering and management principles and apply these to one's own work, as a member and leader in a team, to manage projects and in multidisciplinary environments

(z) *Life-long learning* - to recognize the need for, and have the preparation and ability to engage in independent and life-long learning in the broadest context of technological change

(xvi) **The project supervisors are also expected to continuously emphasize and guide the students on**

(o) **Following project timeline:** completing the tasks as planned in project timeline

(p) Meeting Cadence:

i. **Regular meetings with supervisor:** Short and frequent meetings increase a team's

work momentum. Regular meetings with supervisor to review the status of project are very essential. All students of the team shall participate in discussions and take notes.

ii. **Meeting Frequency: Semi-weekly cadence**, i.e., the meeting frequency shall be **twice a week**. Due weightage will be given to meeting cadence and considered for evaluation during presentations, i.e., number of planned meetings and number attended by students

(q) **Project Log Book:** The activity journaling in project log book is very important for a successful project.

vi. Project log book is a written record showing the daily project activity on project goals from the very first thing like starting the project (an introduction statement what the project is all about), to the completion of the work (including the final results, and whether project met the core objectives / outcomes, etc.).

vii. In project log book, the activities like regular meetings with project supervisor, and work carried out on daily/weekly basis are to be recorded. This ensures that the student progress is being monitored well.

viii. The project supervisor shall regularly check the log book of every student of project team and endorse each and every activity by affixing his signature with date. With this, the number of planned meetings and number attended by the students will be also monitored.

ix. Log books are to be shown during all presentations and will be graded along with the project.

x. At the conclusion of the project work *phase-II*, the supervisor shall specifically comment, in the project log book, on whether the project team met each of the project work outcomes and to give evidence which describes the quality of work. For project teams, this also serves as self-assessment.

(r) **Writing down whatever is done and making notes of whatever is read.** Writing down the procedures / models followed, designs made, experiments conducted, simulations carried out, intermediate results obtained, *difficulties faced and how they were fixed* are very important. This kind of documenting the whole process as we go with project implementation is a very effective way and will help preparing a well documented report having original content. Note down and include information about all the resources that you used, magazines, Journals, patents, books, and so on. This information will be needed for the bibliography in your project report. On the other hand, documenting a report ***on the spur of the moment*** would end up copying things from other sources resulting in a plagiarized document.

(s) The relevant knowledge, skills and qualities (**KSQ**) an engineering graduate should possess, which can be specially acquired by participating in major project work

(t) **Good and sufficient literature review:** Literature review is a description and analysis of information related to the topic of project work. Reading good number of review articles, research articles published in recent issues of peer reviewed journals, technical magazines, patents, reference books on the topics of potential interest, will help one understand what has already been discovered and what questions remain to identify gaps in the literature.

(u) Completing the proposed work by the end of *phase-II*

(v) Right conduct of research to promote academic integrity, honesty and time management

(w) Preparing a well-documented overall project report in proper format,

covering the complete work carried out during both the phases (*phase-I and phase-II*).

(x) Consequences of plagiarism, and use of anti-plagiarism software to detect plagiarism in the

report

- (y) Submission of major project work report within acceptable plagiarism levels, as per the Anti-plagiarism policy-2020 of our institute
- (z) **Video pitch on complete project work:** Capturing short videos, photos, screenshots on experiments conducted, simulations carried out, prototype / working model / process / software package / system developed during course of project execution, photos showing interaction with supervisor for creating a short video pitch on the complete work done during both phases (phase-I and phase-II).

(aa) **Project Paper:** Writing a technical paper at the end of *phase-II* based on the solution(s) proposed, results obtained and prototype / working model / process / software package / system developed, for submission to a reputed non-predatory conference/non-paid peerreviewed journal.

(bb) **Project poster:** At the end of phase-II, the project teams shall have to present their project in the form of posters, at the time of demonstration of complete prototype / working model / software package / system developed.

(xviii) **Phase – II evaluation:** There shall be only Continuous Internal Evaluation (CIE) for major project work *phase-I* with following components

(a) **Progress Presentation -II** (*during third / fourth week of 8<sup>th</sup> semester*): The progress presentation-II shall include the identified problem, objective(s), literature review, expected outcome(s), results of work done as per project plan timeline.

- i. **Following project timeline:** The project timeline shall be meticulously followed and the tasks shall be completed as planned in project timeline.
- ii. 80-85% of work is expected to be completed
- iii. Project teams shall compulsorily show the following as part of their progress presentation-II
  1. *The slides on project timeline and*
  2. *A table showing targeted tasks as per timeline and status – whether tasks accomplished?*
- iv. **Project log book:** Every student of the Project team shall compulsorily show the activity journaling in the log book (with due signatures of project supervisor) during presentations

(b) **Final Presentation** (*during penultimate week of 8<sup>th</sup> semester*): **Project supervisor shall ensure that the project team has accomplished 100% of work proposed.** The project team shall

- i. **Follow project timeline:** The project timeline shall be meticulously followed and the tasks shall be completed as planned in project timeline.
- ii. compulsorily show the following as part of their final presentation
  1. *The slides on project timeline and*
  2. *A table showing targeted tasks as per timeline and whether all the identified tasks accomplished?*
- iii. **show project log book:** Every student of the Project team shall compulsorily show the complete activity journaling in the log book (*with due signatures of project supervisor*)
- iv. present complete results & analysis
- v. **demonstrate the completed project:** working model / process / software package / system developed
- vi. demonstrate the completed project with the **project poster presentation**

(xix) Evaluation for Major project phase-II:

There shall be continuous internal evaluation (CIE) and end semester examination (ESE). The evaluation for *phase-II* shall be as given below:

Assessment	Weightage
<b>A. CIE</b> (i) <b>Supervisor Assessment (10%)</b> (ii) <b>DPEC Assessment (50%)</b> (a) <i>Progress presentation-II (10%)</i> (b) <i>Final presentation (10%)</i> (c) <i>Working model/process/software package/system developed (20%)</i> (d) <i>Project video pitch (5%)</i> (e) <i>Project paper (5%)</i>	<b>60%</b>
<b>B. ESE</b> (i) <i>Well-documented project report (15%)</i> (DPEC shall evaluate the project reports, as per the rubrics, well before the ESE. At the time of ESE, evaluated project report marks shall be posted in the award list, along with the ESE oral presentation marks. Students shall appear for Viva-Voce with project report) (ii) <i>Oral presentation with PPTs and viva-voce (15%)</i> (iii) <i>Project poster (5%)</i> (DPEC shall evaluate the project poster, as per the rubrics, well before the ESE. At the time of ESE, evaluated project poster marks shall be posted in the award list. Students shall appear for Viva-Voce with project poster)	<b>40%</b>
<b>Total Weightage</b>	<b>100%</b>

(a) **Working Model:** Every project team shall be required to develop a working model/ process/software package/system, on the chosen work. The completed working model/ process/software package/system shall be demonstrated during final presentation at the end of *phase-II*.

(b) **Video pitch:** Every project team shall be required to create a pitch video, which is a video presentation on their major project work *phase-I & phase-II*. The project team shall present the produced video pitch during Final presentation. The produced video pitch should

- (i) be 3 to 5-minute-long video (no longer than 5 minutes)
- (ii) be concise and to the point, on the problem, proposed solution and its salient features.
- (iii) show project timeline and sample page of log book
- (iv) highlight the various stages during project implementation with the help of short videos / photos / screenshots on experiments conducted, simulations carried out, prototype / working model / process / software package / system developed as part of proposed solution and also photos showing team interactions with supervisor and the team working in the lab on project.
- (v) discuss the impact of proposed solution in *ethical, environmental, societal and sustainable development contexts*.
- (vi) emphasize key points about *business idea, potential market for the proposed solution*

(f) **Project poster:** At the end, the project teams shall present their project in the form of posters (A2 size). The teams shall have to present their work during the poster presentation session scheduled at the end of the 8<sup>th</sup> semester, at the time of demonstration of complete porotype / working model / software package / system developed.

(g) **Well-documented plagiarism-cleared project report:** Every project team shall be required to submit a well-documented project report on the work carried out, as per the format specified by the DPEC. The report should clear plagiarism check as per the anti-plagiarism policy-2020 of the institute. The following shall compulsorily be included in the Results-Chapter of the project report



- (i) Photos / screen shots taken at various stages during the development of working model/ process/software package/system as part of Results-Chapter
- (ii) Snapshot of final working model/ process/software package/system developed
- (iii) Pictures of the team working in the lab, the team discussing with the project supervisor, working on creative project, or an event they are attending for work.
- (iv) *All these photos / screen shots shall be properly referred in the project report by assigning figure numbers*

(h) **Tangible outcomes of project work in Conclusions - Chapter:** These are the lessons learnt from doing a project work. The students have to describe in their own words what they learnt from the project work experience. They have to describe what specific KSQs are acquired by them, with reference to the expected COs, after successful completion of major project work. Finally, a table depicting systematic mapping of what they have learnt and the expected major project work COs, is to be shown in the conclusions chapter.

(i) **Student feedback on major project in Conclusions - Chapter:** To gather information on whether project work was useful and gave practical experience on chosen field of interest, and other learning, a well-defined feedback questionnaire (*made available by the dept*) with closed and open questions shall be kept in the conclusions chapter of the project report.

- (xx) It is mandatory for
  - (a) every student of the team to appear for ESE oral presentation and viva-voce, to qualify for course evaluation
  - (b) every project team to write a technical paper based on the solution(s) proposed, results obtained and prototype / working model / process / software package / system developed, for submission to a reputed non-predatory conference/non-paid peer reviewed journal
  - (c) every project team shall be required to create a pitch video, which is a video presentation on their major project work *phase-I & phase-II*
  - (d) every project team shall present their project in the form of a poster, during the demonstration of complete porotype / working model / software package / system developed
- (xi) The student has to register for the Major project work *phase-II* as supplementary examination in the following cases:
  - (a) he/she is absent for oral presentation and viva-voce as part of ESE presentation
  - (b) he/she fails to fulfill the requirements of Major project work *phase-II* evaluation as perspecified guidelines
- (xii) Supplementary examination for Major project work *phase-II*
  - (a) The CoE shall send the list of students, registered for supplementary examination, to the HoDs concerned
  - (b) The DPEC, duly constituted by the HoD, shall conduct Major project *phase-II* supplementary exam and send the award list to the CoE within the stipulated time

\*\*\*

**Course Learning Outcomes (COs):**

**Upon completion of the major project work, students will be able to...**

CO1: review research literature, formulate problem, apply knowledge of mathematics, sciences, engineering fundamentals, experimental and data analysis techniques; synthesize technical knowledge and innovative approaches to generate suitable solutions for real-world complex engineering problems (**Technical skills**)

CO2: design a system or product based on product/customer specifications; develop, analyze, and critically evaluate the design alternatives in order to justify the solutions to a real-world problem guided by ethical, environmental, societal and sustainable development considerations; use modern engineering and IT tools to design, build and test a prototype within specified project timeline and budget (**Problem solving and critical thinking skills**)

CO3: apply project management and organizational skills; demonstrate integrity, leadership, creativity, professional and ethical responsibilities as an individual and as a member or leader to produce time- sensitive deliverables in a multi-disciplinary team (**Ethics and teamwork**)

CO4: collate the results, compare performance of prototype to design specifications and present clearly and effectively the proposed solution, conclusions and/or recommendations in written (report, poster, technical paper), oral (presentations) and multimedia formats (video pitch) and engage in self-directed independent learning and life-long learning demonstrating the KSQ of a professional engineer (**Communication skills and life-long learning**)

**Course Articulation Matrix (CAM): U18IN804 MAJOR PROJECT WORK PHASE-II**

Course Outcomes		PO1	PO2	PO3	PO4	PO5	PO6	PO7	PO8	PO9	PO10	PO11	PO12	PSO1	PSO2	PSO3
CO1	U18IN804.1	2	2	2	2	-	-	-	3	-	2	-	3	3	3	3
CO2	U18IN804.2	1	2	2	-	2	2	2	3	-	-	-	3	3	3	3
CO3	U18IN804.3	-	-	-	-	-	-	-	3	2	-	2	3	3	3	3
CO4	U18IN804.4	-	-	2	2	-	-	-	3	-	2	-	3	3	3	3
U18IN804		1.5	2	2	2	2	2	2	3	2	2	2	3	3	3	3





## **KAKATIYA INSTITUTE OF TECHNOLOGY & SCIENCE**

*(An Autonomous Institute under Kakatiya University, Warangal)*

(Sponsored by EKASILA EDUCATION SOCIETY)

(Approved by AICTE, New Delhi; Recognised by UGC under 2(f) & 12(B))

**WARANGAL - 506 015, Telangana, INDIA.**

Tel. Nos : +91 9392055211, +91 7382564888, Fax : (0870) 2564320

E-mail: [principal@kitsw.ac.in](mailto:principal@kitsw.ac.in)

[www.kitsw.ac.in](http://www.kitsw.ac.in)

©Internal Quality Assurance Cell, KITSW -2022